



US00D324018S

# United States Patent [19]

[11] Patent Number: **Des. 324,018**

Ueno

[45] Date of Patent: **\*\* Feb. 18, 1992**

[54] **COMBINED RADIATOR GRILL AND BUMPER UNIT FOR AUTOMOBILE**

[75] Inventor: **Toshiro Ueno, Fujisawa, Japan**

[73] Assignee: **Isuzu Motors Limited, Japan**

[\*\*] Term: **14 Years**

[21] Appl. No.: **361,964**

[22] Filed: **Jun. 6, 1989**

[30] **Foreign Application Priority Data**

Dec. 15, 1988 [JP]	Japan .....	63-48649
[52] U.S. Cl. ....		<b>D12/170</b>
[58] Field of Search .....	D12/169, 170, 163;	
	293/102, 117, 120; 180/68.6	

[56] **References Cited**

**U.S. PATENT DOCUMENTS**

4,597,603 7/1986 Trabert ..... 296/194

**OTHER PUBLICATIONS**

Motor Trend, 4/88, p. 111, Front Grill & Bumper of Isuzu Pickup Truck.

Motor Trend, 5/88, p. 75, Front Grill & Bumper of Mazda Se-5 Pickup Truck.

Motor Trend, 6/88, p. 75, Front Grill & Bumper of Mazda 323GTX.

*Primary Examiner*—James M. Gandy  
*Attorney, Agent, or Firm*—Laubscher, Presta & Laubscher

[57] **CLAIM**

The ornamental design for a combined radiator grill and bumper unit for automobile, as shown and described.

**DESCRIPTION**

FIG. 1 is a perspective view of a combined radiator grill and bumper unit for automobile showing my new design, it being understood that the broken lines are for illustrative purposes only and form no part of the claimed design;

FIG. 2 is an enlarged front elevation view thereof;

FIG. 3 is an enlarged rear elevation view thereof;

FIG. 4 is an enlarged top plan view thereof;

FIG. 5 is an enlarged bottom plan view thereof;

FIG. 6 is an enlarged right side elevation view thereof; and

FIG. 7 is an enlarged sectional view thereof taken along line 7—7 in FIG. 2.




FIG. 1

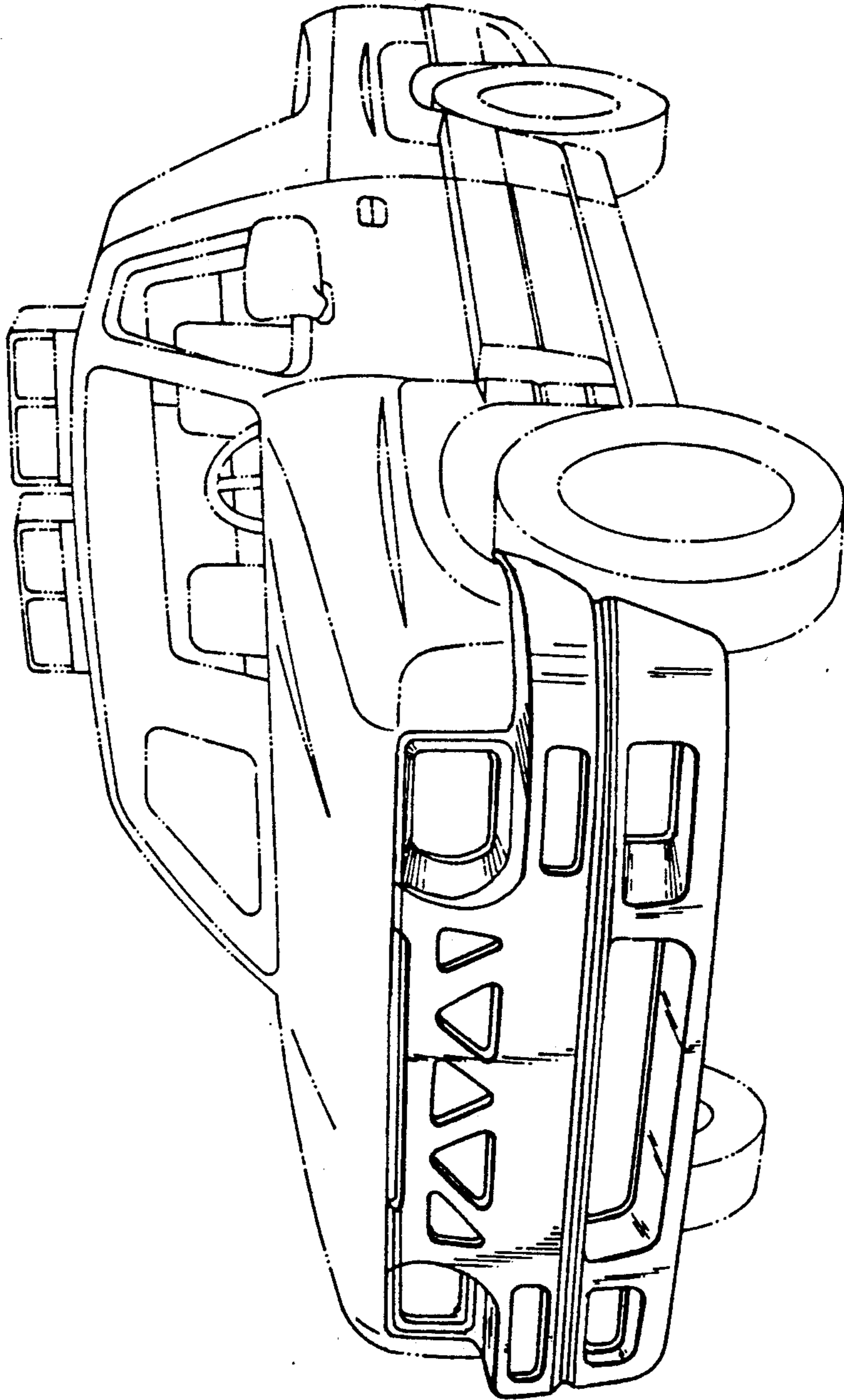
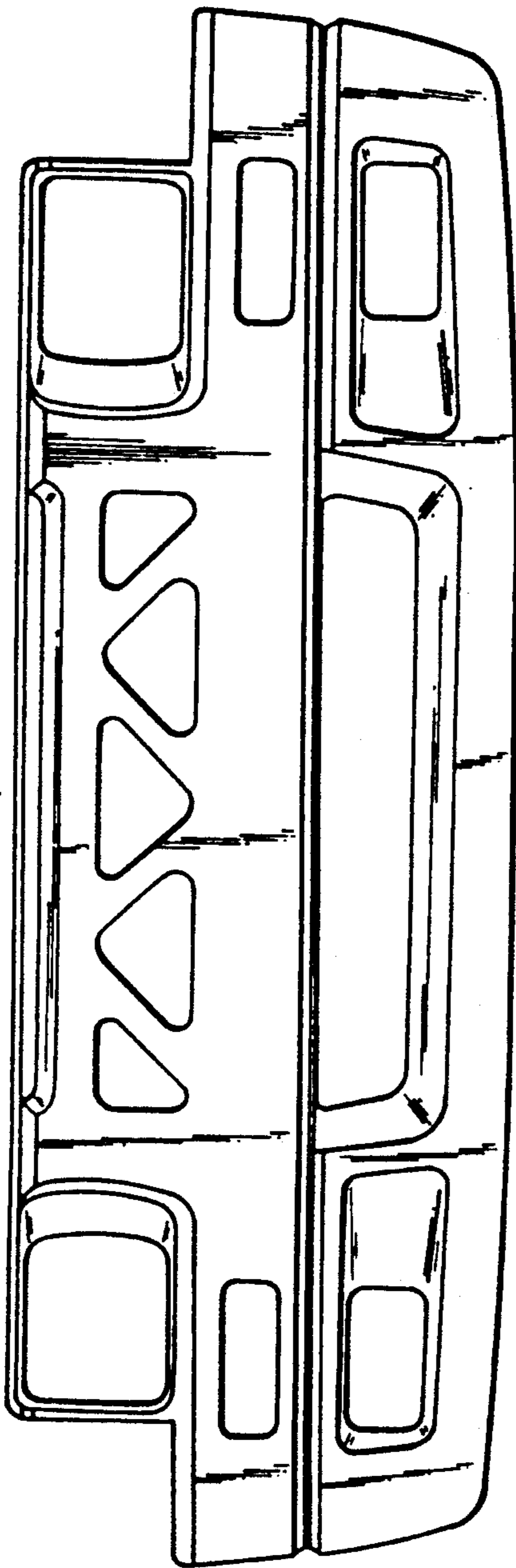


FIG. 2

7



7

FIG. 3

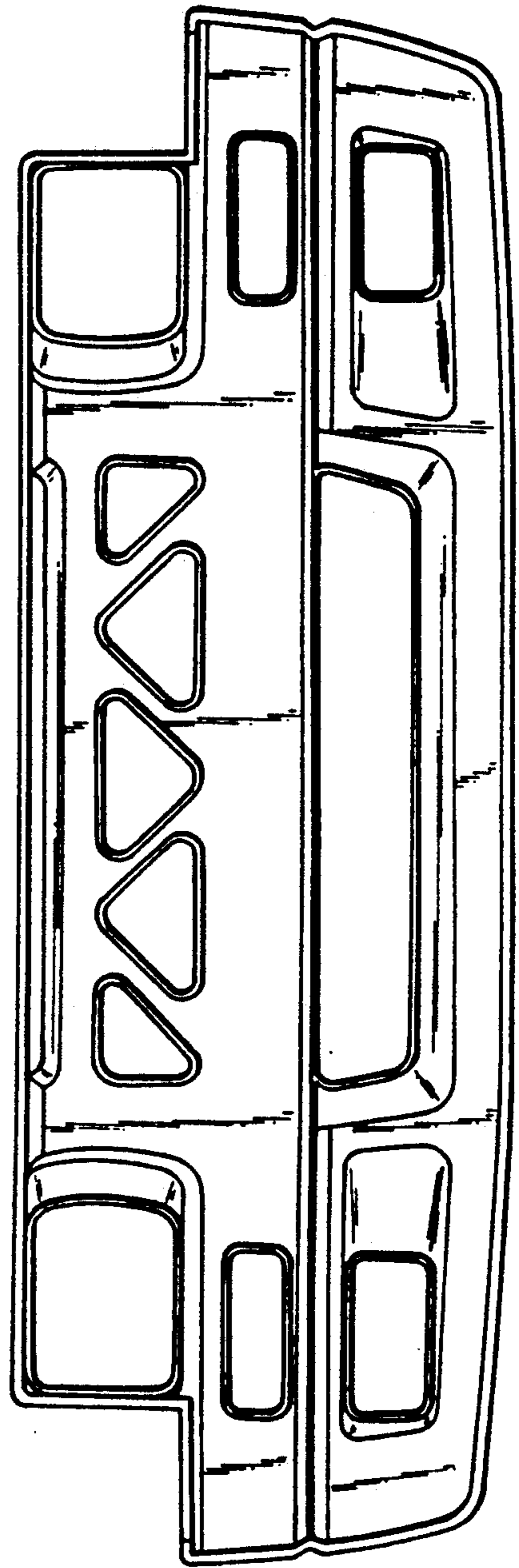


FIG. 4




FIG. 5




FIG. 6

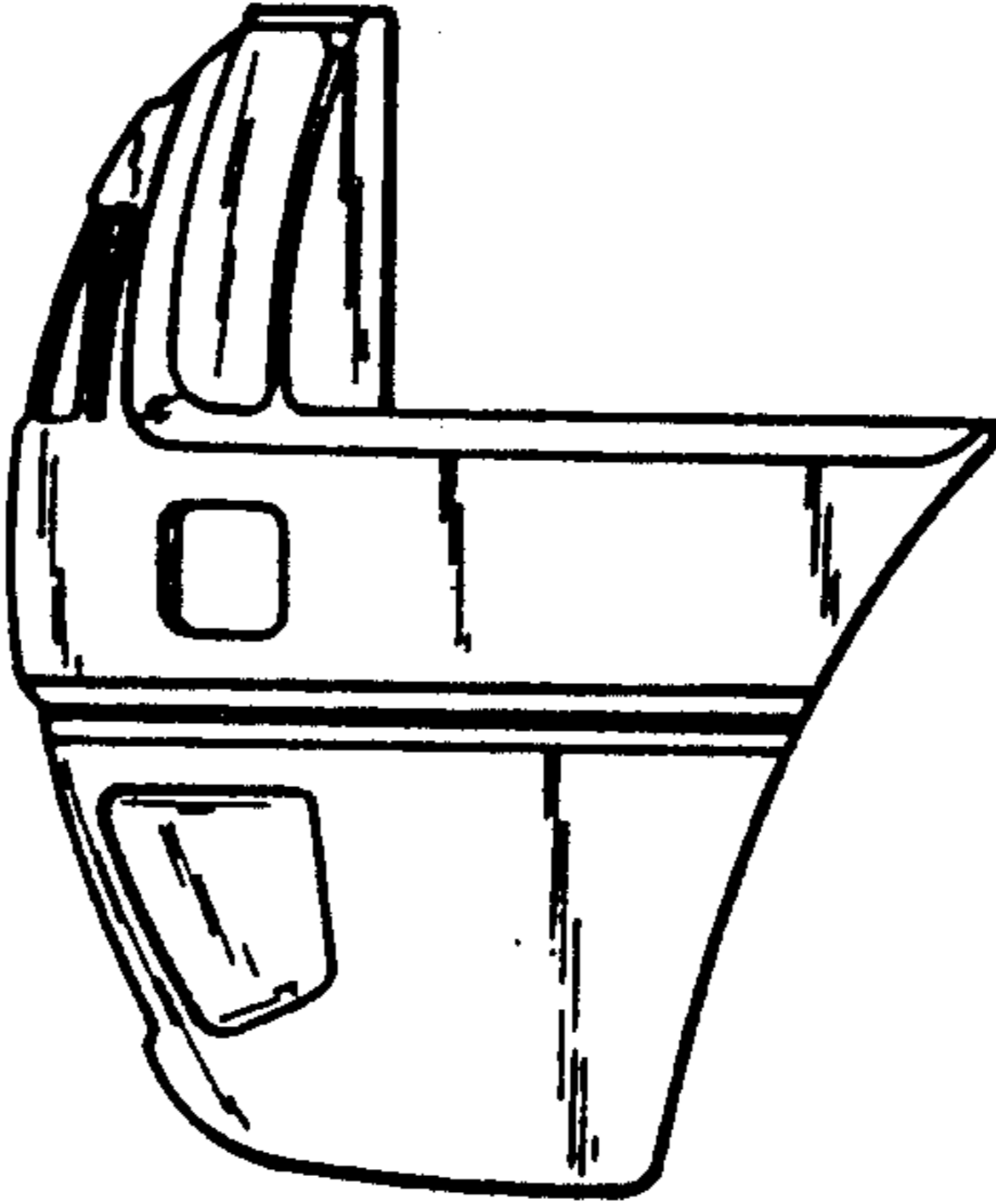


FIG. 7

