



US00D324006S

United States Patent [19]

[11] Patent Number: **Des. 324,006**

Oslapas et al.

[45] Date of Patent: **** Feb. 18, 1992**

[54] **ELECTRIC MAINTENANCE VEHICLE**

D. 295,105 4/1988 Dawson et al. D34/34

[75] Inventors: **Arunas P. Oslapas**, Park Township, Ottawa County; **Scott D. Van Antwerp**, Overisel Township, Allegan County; **Wayne A. Laarman**, Park Township, Ottawa County, all of Mich.

OTHER PUBLICATIONS

Advance Catalog, Nov. 16, 1988, cover page, Industrial rider-type cleaner, picture at top of page.

Crown Brochure, Aug. 10, 1988, p. 8, pallet truck, circled item in middle of page.

Cruiser—Simply the Best Thing Going, JWI, Inc., 1989 (9 pages).

[73] Assignee: **JWI, Inc.**, Holland, Mich.

Primary Examiner—James M. Gandy

Assistant Examiner—H. Baynham

Attorney, Agent, or Firm—Flynn, Thiel, Boutell & Tanis

[**] Term: **14 Years**

[21] Appl. No.: **461,104**

[57] CLAIM

[22] Filed: **Jan. 4, 1990**

The ornamental design for an electric maintenance vehicle, as shown and described.

[52] U.S. Cl. **D12/85; D12/1**

[58] Field of Search **D34/28, 34, 37; D12/14-15, 93-94, 1, 85; 414/81.4, 294, 680; 180/168, 210, 214**

DESCRIPTION

[56] References Cited

U.S. PATENT DOCUMENTS

D. 205,174 6/1966 Dinkkel D12/85 X

D. 223,191 3/1972 Satterfield D12/14

D. 241,329 9/1976 Forster D12/85

D. 267,084 11/1982 Bittinger D12/85

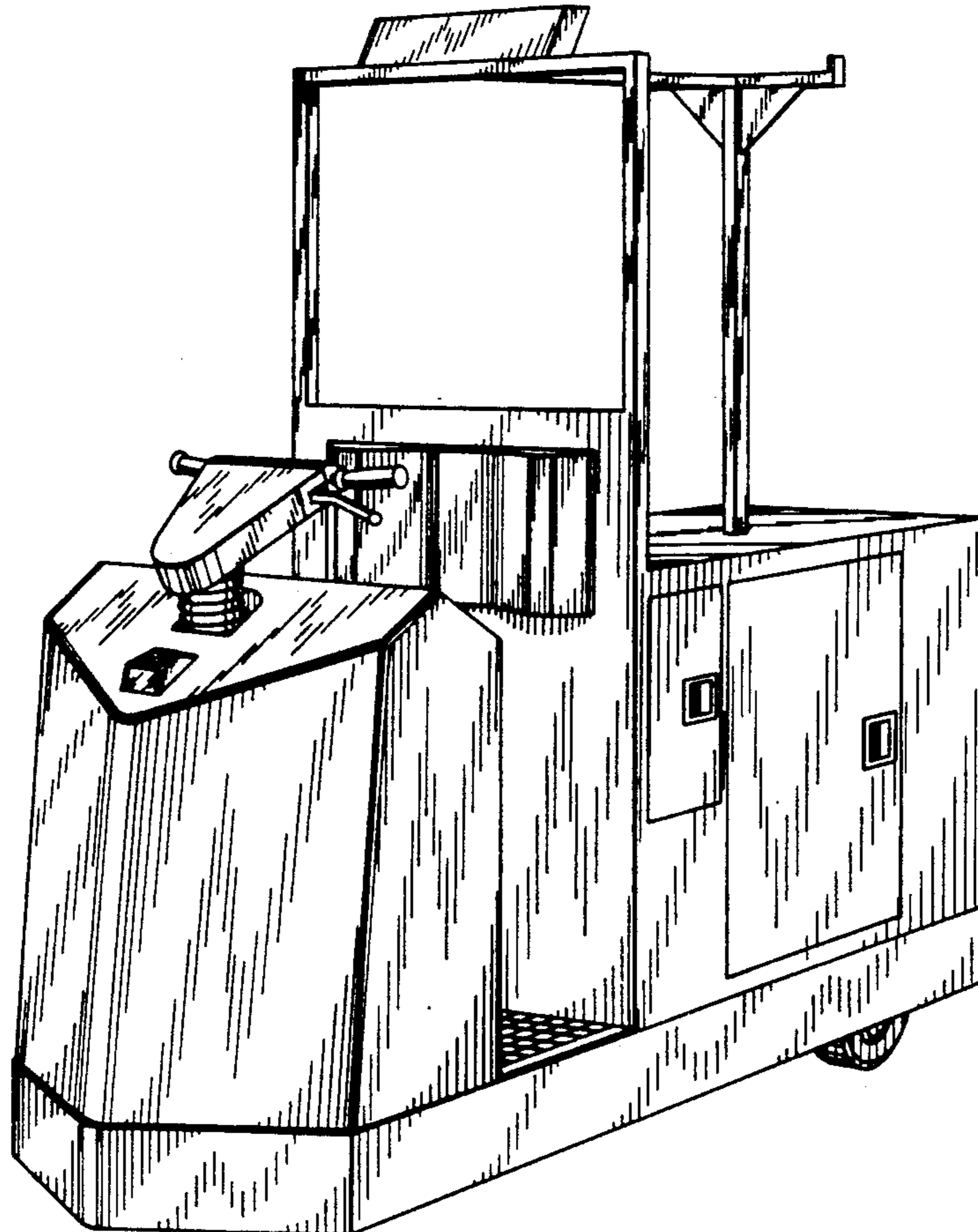
FIG. 1 is a perspective view of an electric maintenance vehicle showing our new design;

FIG. 2 is a top plan view thereof;

FIG. 3 is a left side elevational view thereof with the right side being a mirror image thereof;

FIG. 4 is a front elevational view thereof; and

FIG. 5 is a rear elevational view thereof.



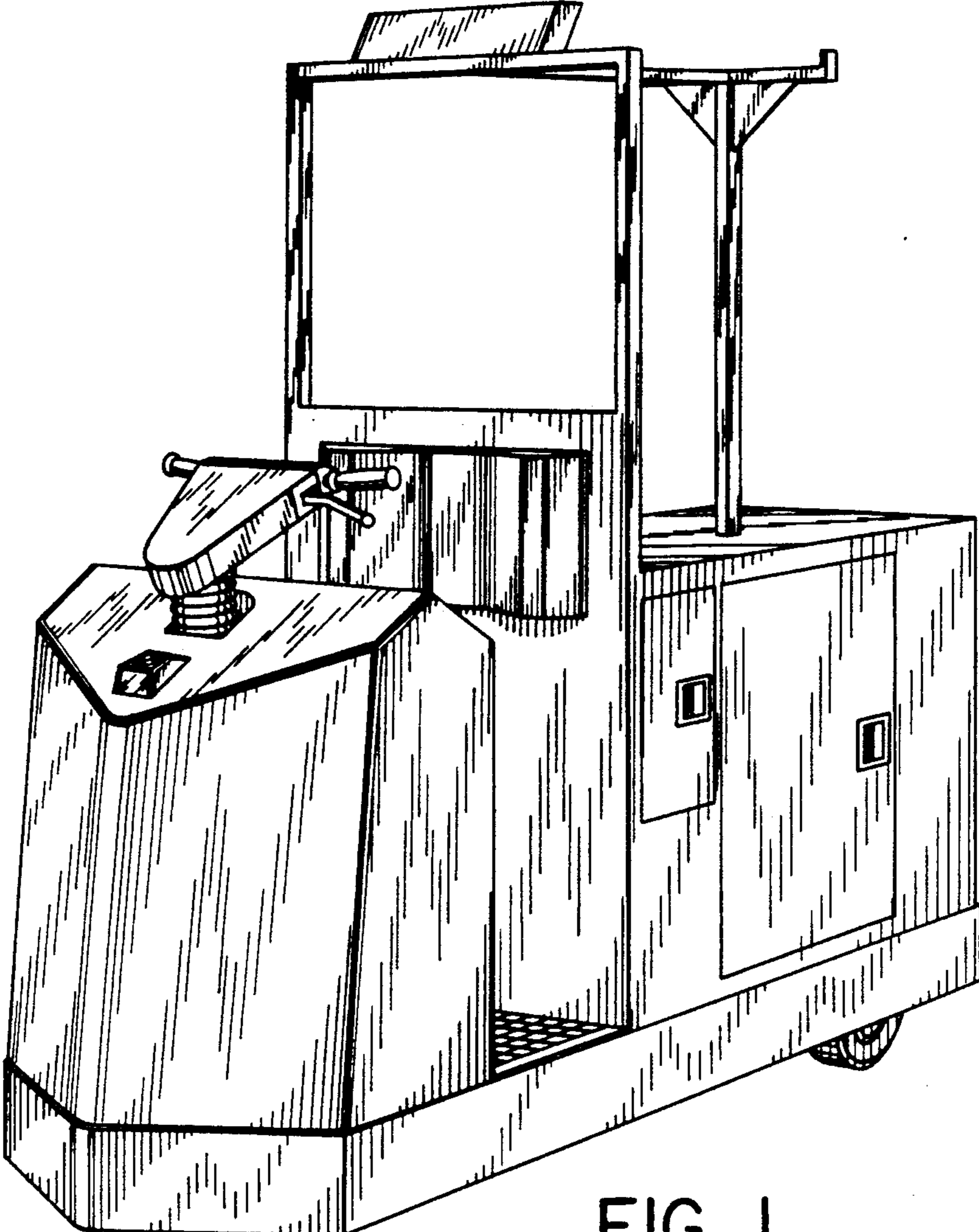


FIG. 1

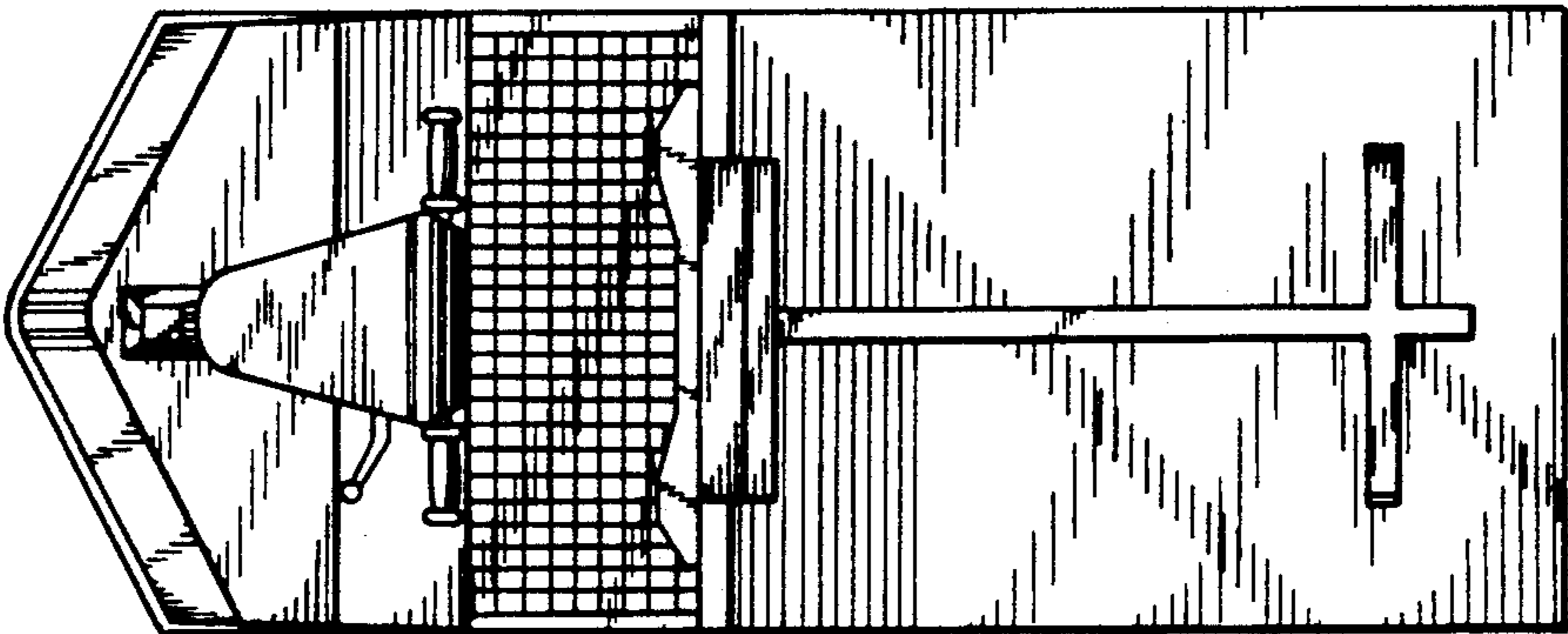


FIG. 2

FIG. 3

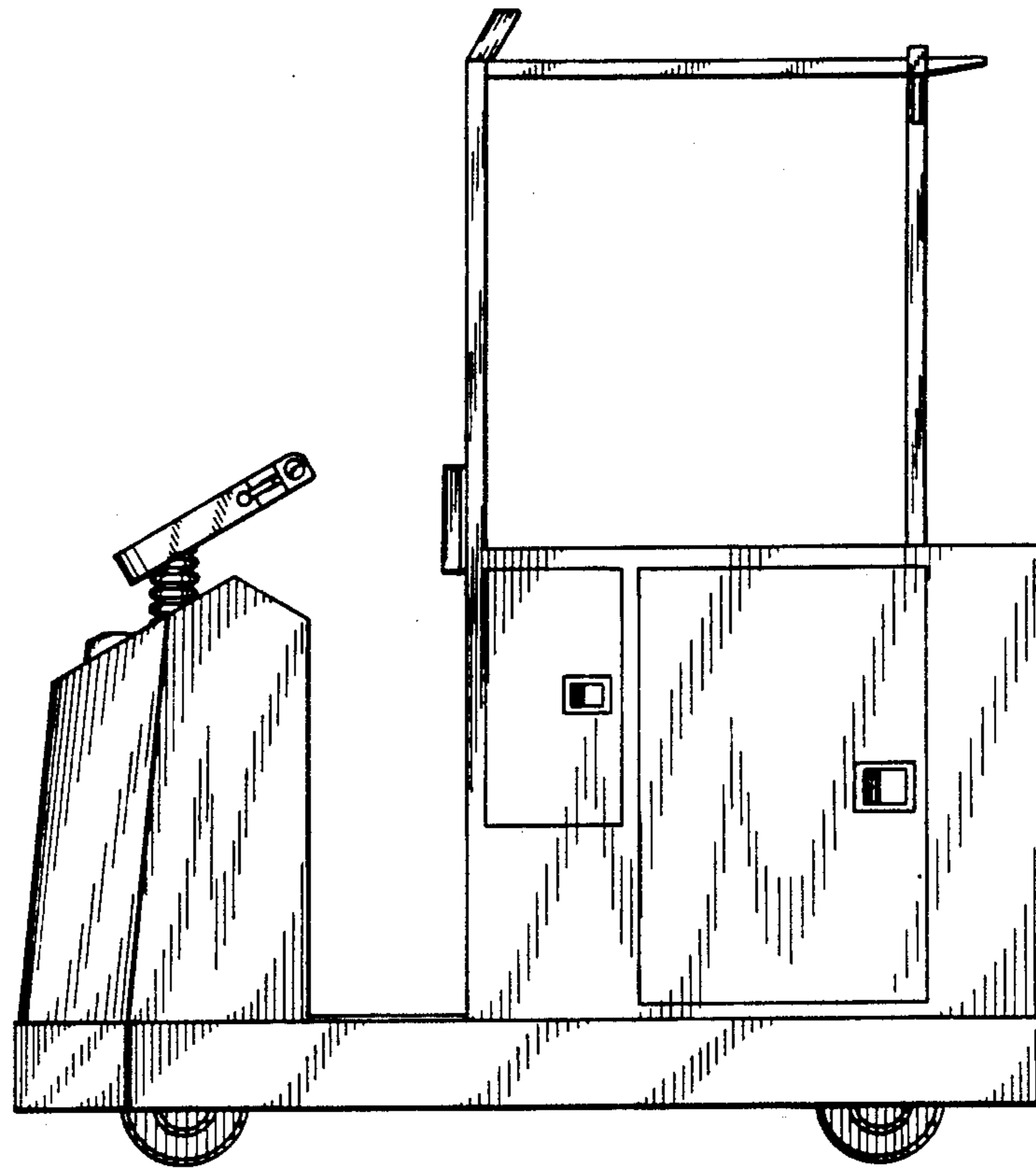


FIG. 4




FIG. 5

