



US00D323996S

United States Patent [19]

[11] Patent Number: **Des. 323,996**

Nakazawa

[45] Date of Patent: **** Feb. 18, 1992**

[54] **WRISTWATCH**

[75] Inventor: **Tasuku Nakazawa, Nagano, Japan**

[73] Assignee: **Seiko Epson Corporation, Tokyo, Japan**

[**] Term: **14 Years**

[21] Appl. No.: **319,445**

[22] Filed: **Mar. 6, 1989**

[30] **Foreign Application Priority Data**

Sep. 6, 1988 [JP] Japan 63-35190

[52] U.S. Cl. **D10/39**

[58] Field of Search D10/30, 31, 32, 33,
D10/38, 39, 122-126; 368/223-232, 276-278,
281, 291-296

[56] **References Cited**

U.S. PATENT DOCUMENTS

- D. 77,287 12/1928 Bernheimer D10/38
- D. 239,324 3/1976 Vong D10/38 X
- D. 246,577 12/1977 Inaba D10/30
- D. 278,605 4/1985 Didisheim D10/30 X
- D. 279,273 6/1985 Giugiano D10/30 X
- D. 283,401 4/1986 Lung D10/30
- D. 284,745 7/1986 Minkowitz D10/30 X
- D. 300,807 4/1989 Schneider D10/32
- D. 317,871 7/1991 Applegate, Jr. D10/30
- 1,981,047 11/1934 Ireland 368/295
- 3,270,928 9/1966 Brunct D10/32 X

OTHER PUBLICATIONS

Jeweler's Circular-Keystone, item No. CK006M,

CK009M, CA014M & CN016M Watch Cases, 2/1975, p. 25.

Hong Kong Enterprises, Ladies Quartz Analog Watch, ©1978, p. 75, (Same).

Primary Examiner—Bruce W. Dunkins

Assistant Examiner—Antoine D. Davis

Attorney, Agent, or Firm—Blum Kaplan

[57] **CLAIM**

The ornamental design for a wristwatch, as shown and described.

DESCRIPTION

FIG. 1 is a top plan view of a wrist watch showing my new design;

FIG. 2 is a left side elevational view;

FIG. 3 is a front elevational view;

FIG. 4 is a right side elevational view;

FIG. 5 is a rear elevational view;

FIG. 6 is a bottom plan view;

FIG. 7 is a bottom, front and right side perspective view;

FIG. 8 is a top plan view showing a second embodiment of my new design of FIGS. 1-7;

FIG. 9 is a left side elevational view;

FIG. 10 is a front elevational view;

FIG. 11 is a right side elevational view;

FIG. 12 is a rear elevational view;

FIG. 13 is a bottom plan view; and

FIG. 14 is a bottom, front and right side perspective view thereof.




FIG. 1




FIG. 2




FIG. 3

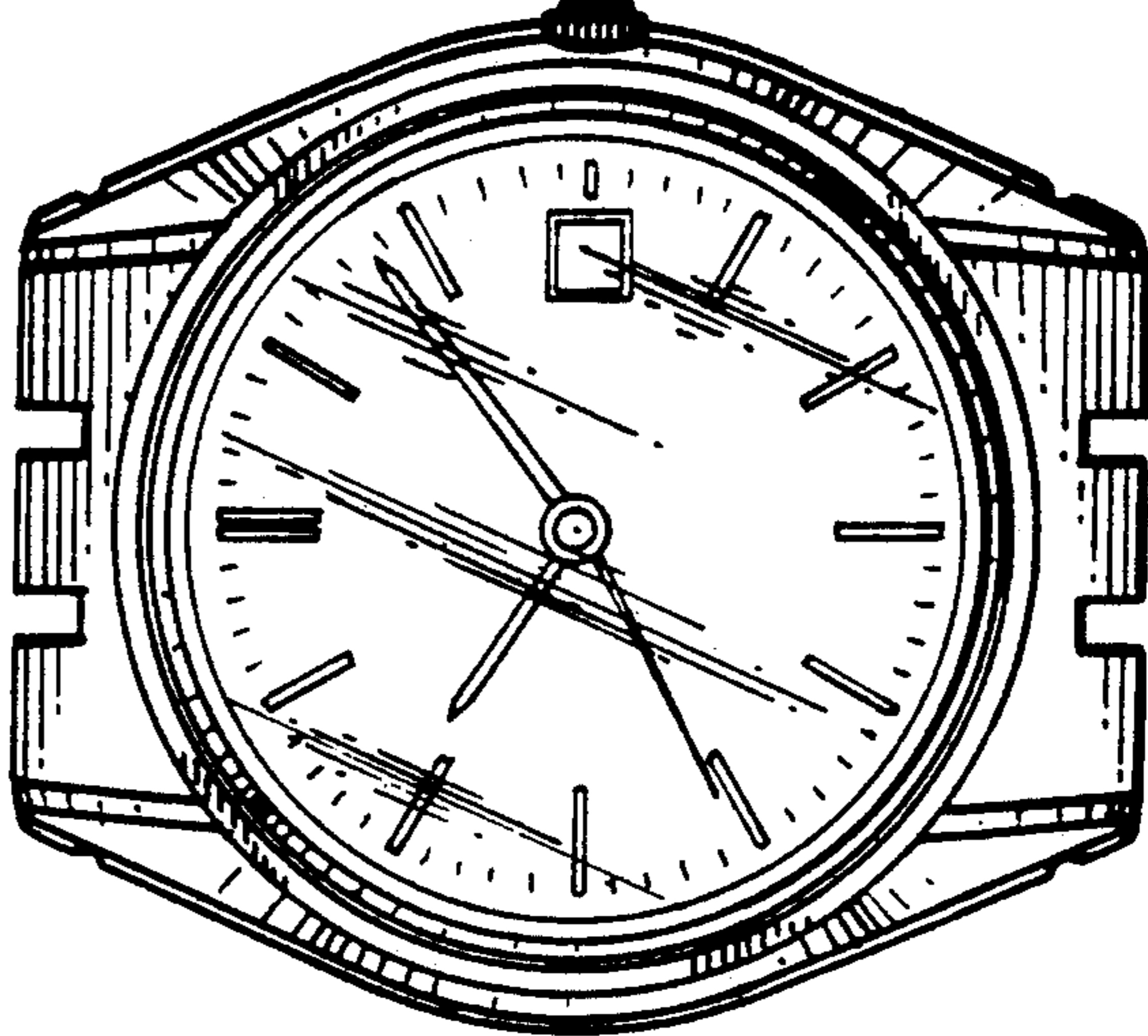


FIG. 4



FIG. 7




FIG. 5

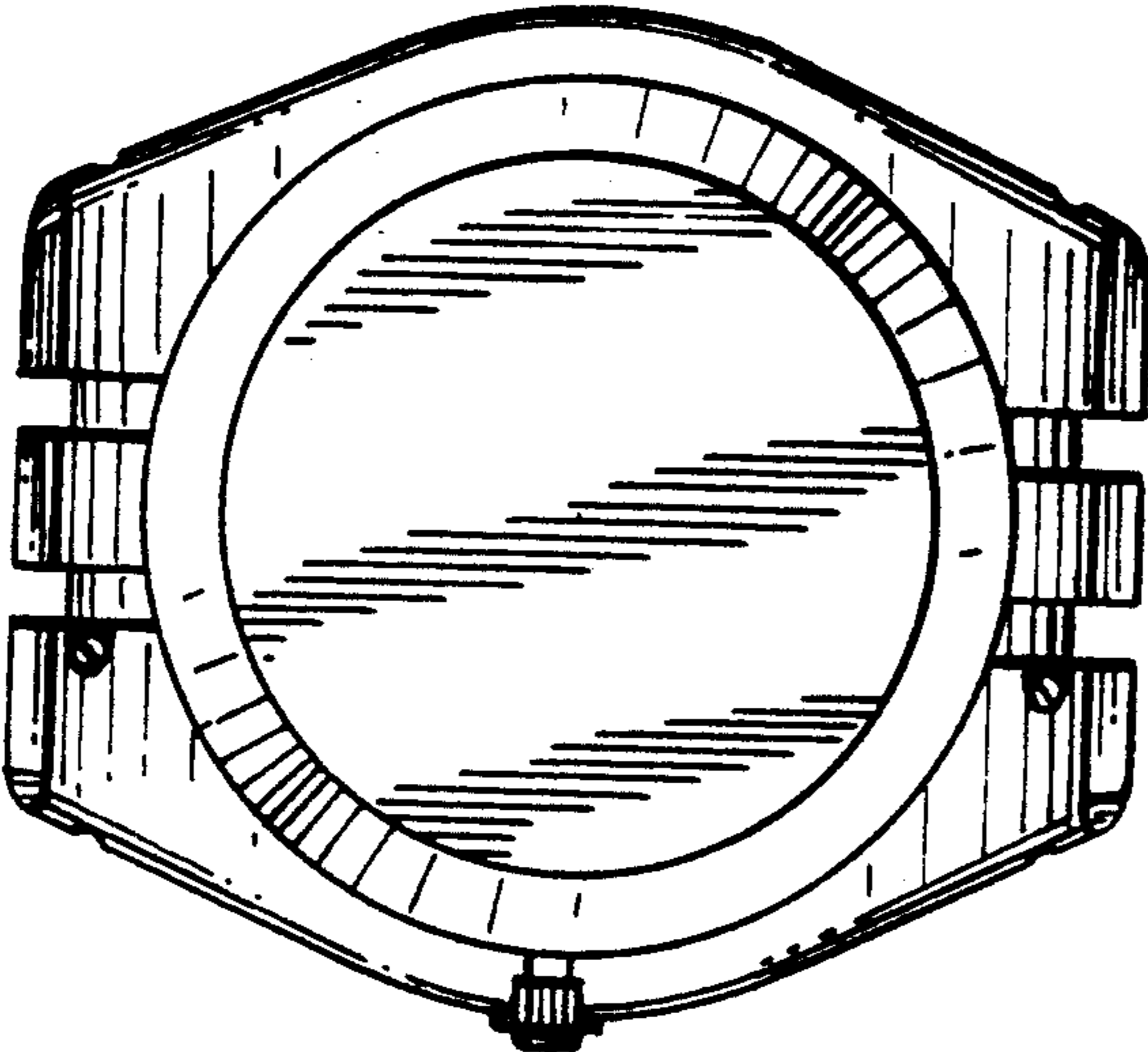


FIG. 6

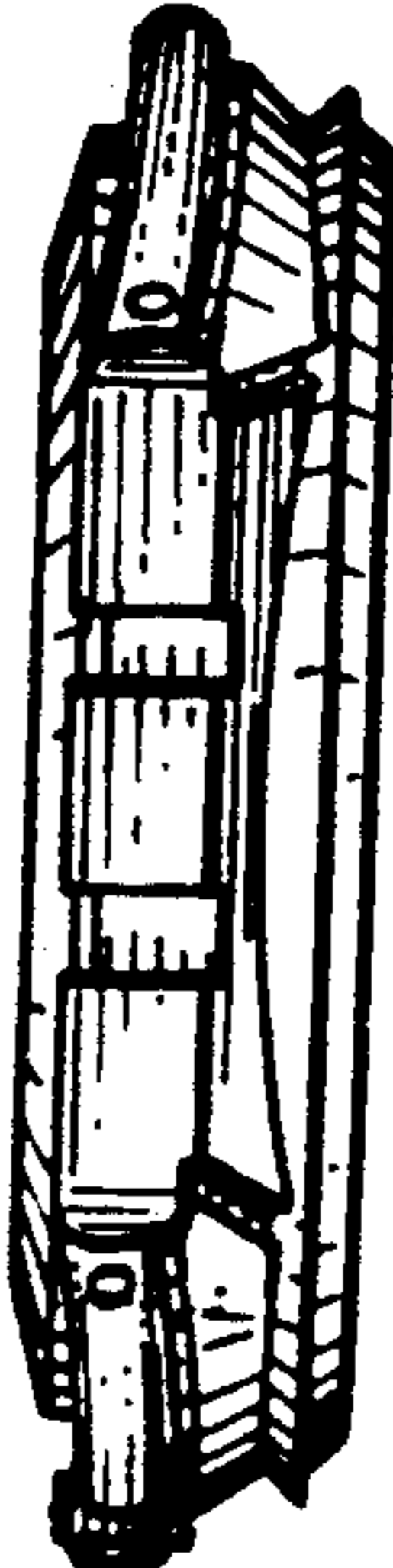


FIG. 8




FIG. 9




FIG. 10




FIG. 11



FIG. 14




FIG. 12

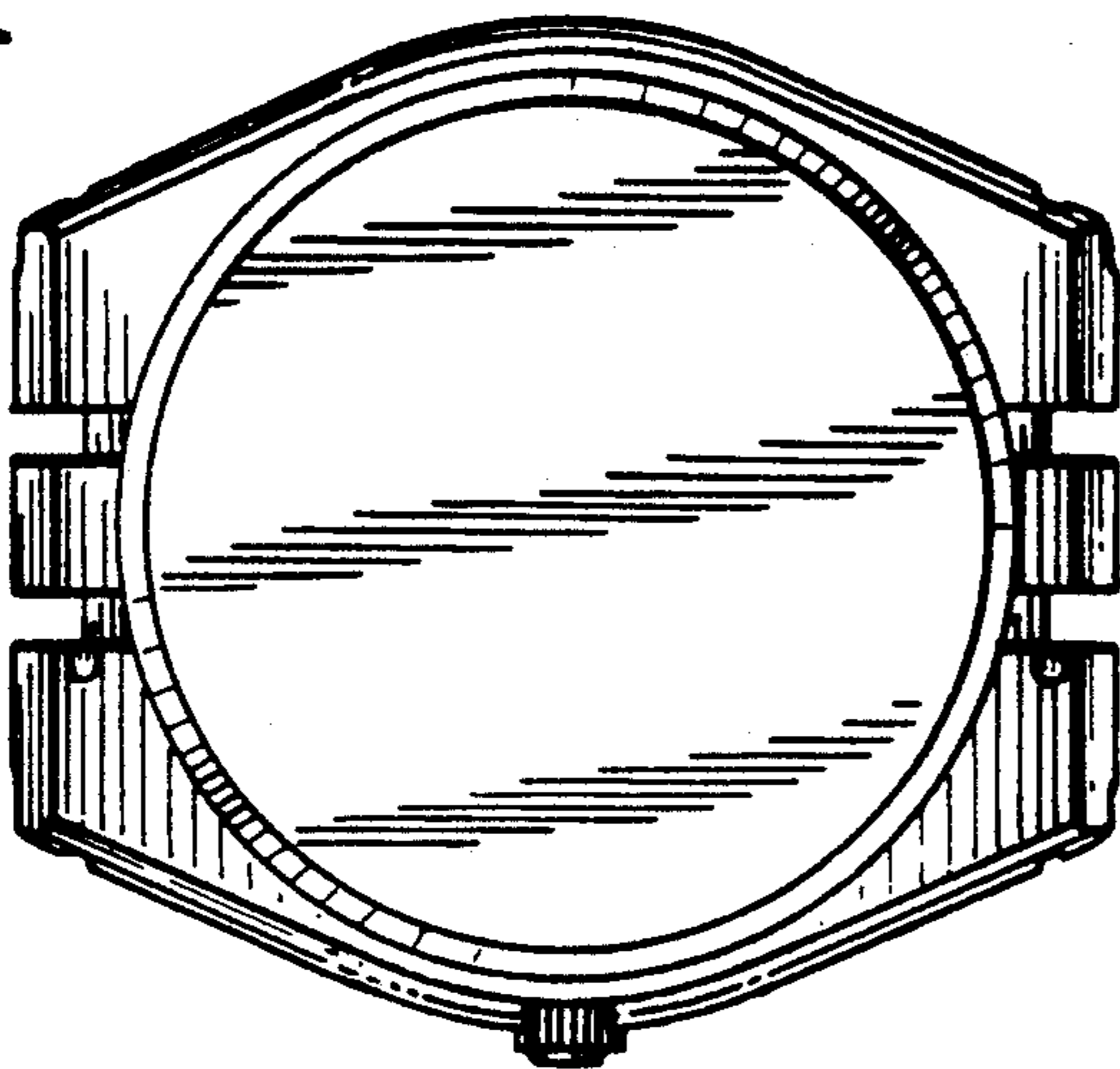


FIG. 13

