



US00D323988S

United States Patent [19]

[11] Patent Number: **Des. 323,988**

Ruck

[45] Date of Patent: **** Feb. 18, 1992**

[54] **DISPENSING CONTAINER**

[76] Inventor: **Wolf Ruck**, 1720 Lincolnshire Blvd.,
Mississauga, Ontario, Canada, L5E
2S7

[**] Term: **14 Years**

[21] Appl. No.: **490,992**

[22] Filed: **Mar. 7, 1990**

[30] **Foreign Application Priority Data**

Sep. 7, 1989 [CA] Canada 0709894

[52] U.S. Cl. **D9/431; D6/515;**
D9/414

[58] Field of Search D9/339, 341, 346, 414,
D9/430, 431; D6/515, 517; D7/588; 229/8,
100; 221/63, 47

[56] **References Cited**

U.S. PATENT DOCUMENTS

D. 98,459 2/1934 Gibson 229/8 X

D. 263,354	3/1982	Jones	D6/515	X
374,586	12/1887	Dana	221/63	
1,111,962	9/1914	Hooper	221/47	X
2,015,278	9/1935	Meyer	229/8	
4,170,298	10/1979	Dorn	206/491	X
4,185,741	1/1980	Schiff et al.	206/491	X

Primary Examiner—Bernard Ansher
Assistant Examiner—C. Tuttle
Attorney, Agent, or Firm—Smart & Biggar

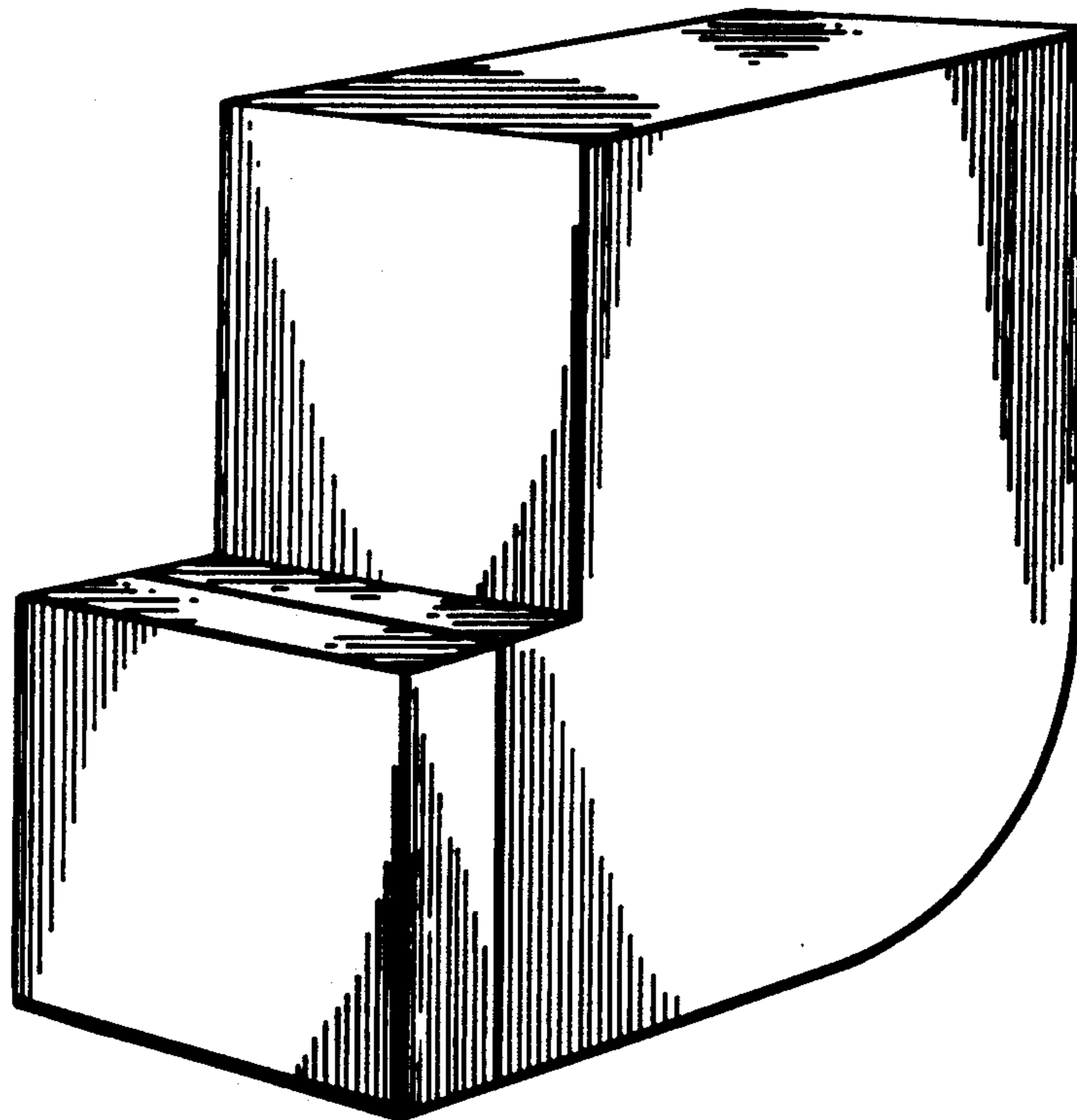
[57] **CLAIM**

The ornamental design for the dispensing container, as shown and described.

DESCRIPTION

FIG. 1 is a top front perspective view of a dispensing container showing my design; and FIG. 2 is a front elevational view thereof; FIG. 3 is a side elevational view thereof; and FIG. 4 is a top plan view thereof.

The undisclosed bottom and rear portions are unornamented and follow the configuration of the side shown.






FIG. 2.

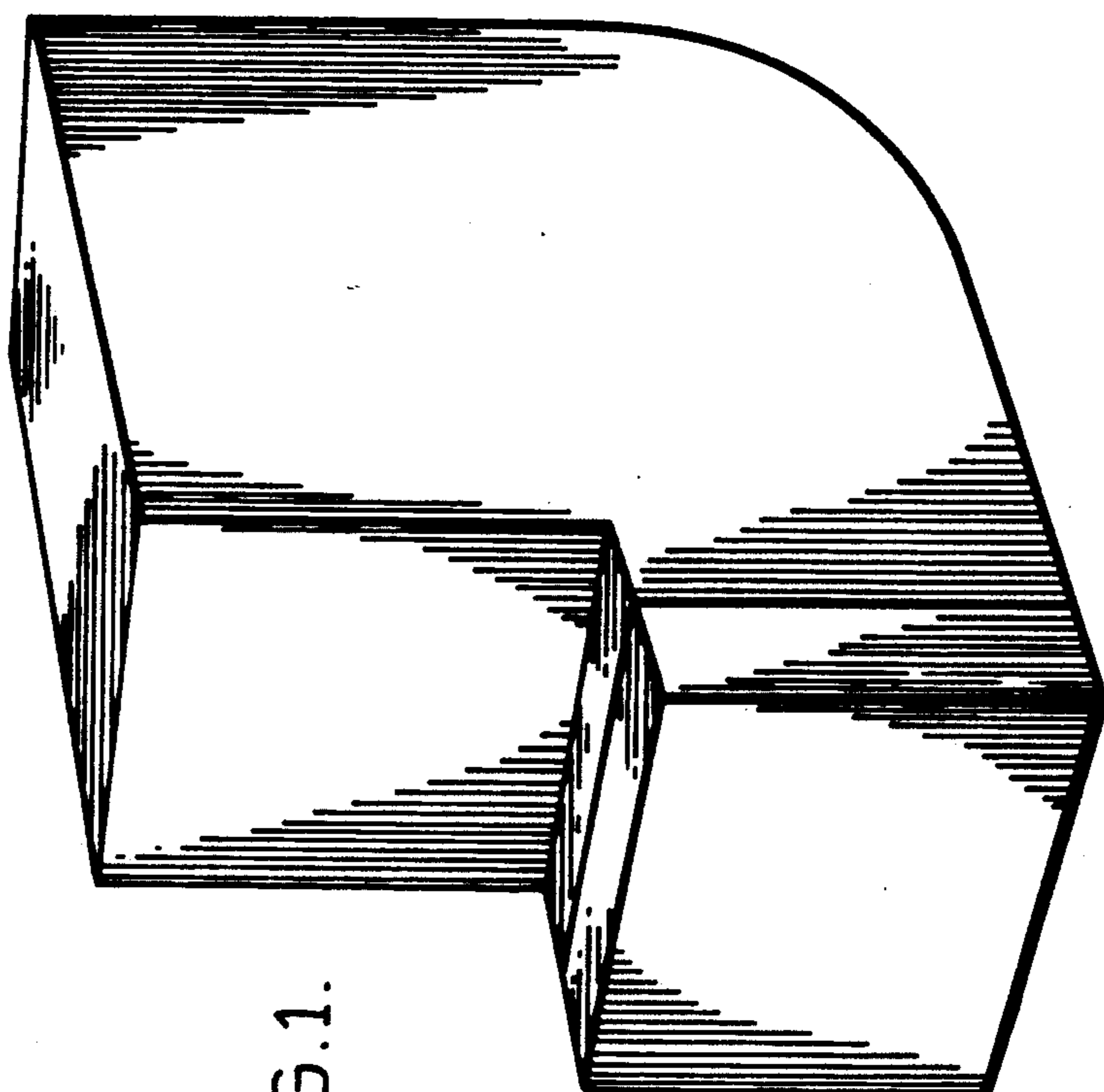


FIG. 1.

FIG.4.

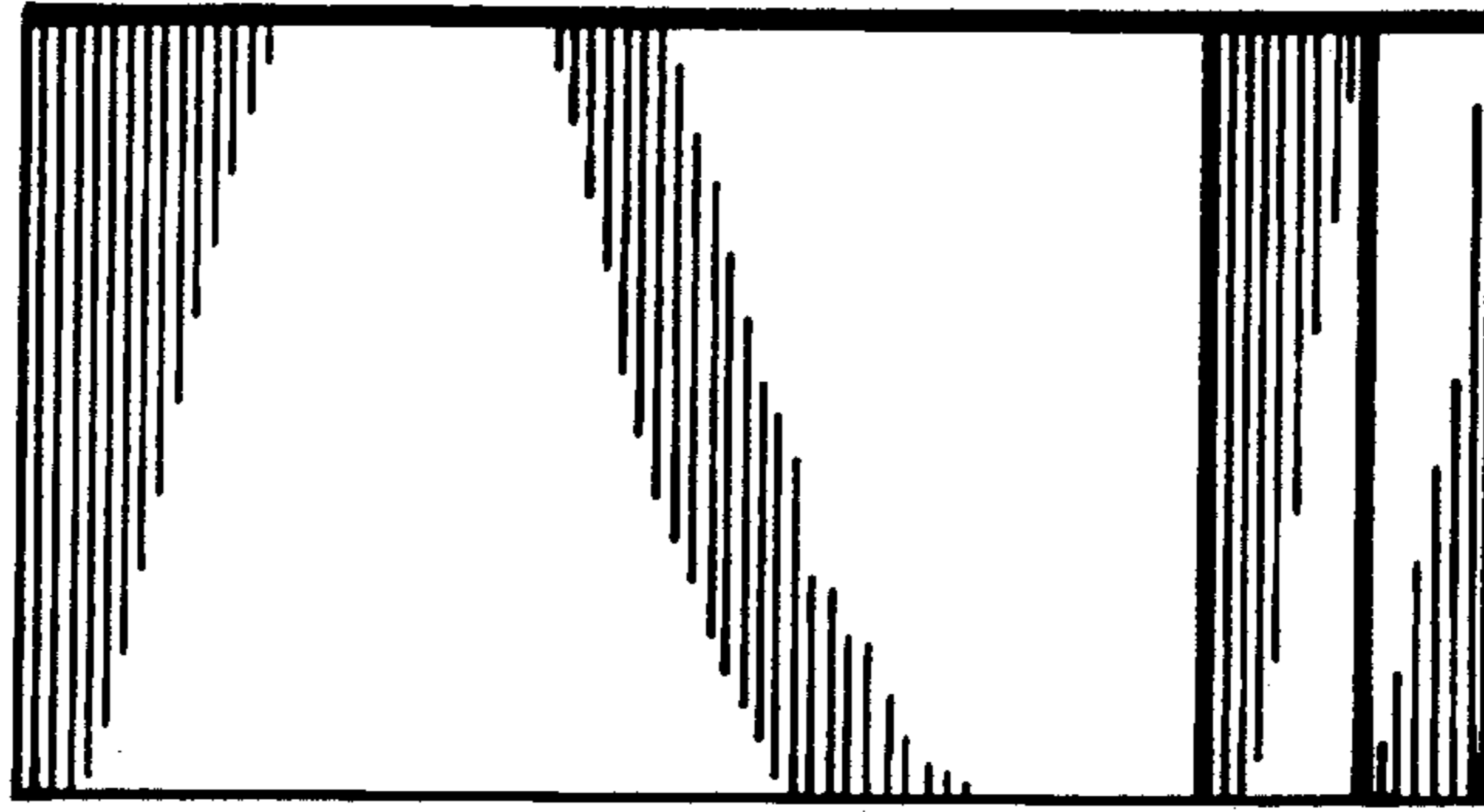


FIG.3.

