



US00D323966S

United States Patent [19]

Tanabe

[11] Patent Number: **Des. 323,966**

[45] Date of Patent: **** Feb. 18, 1992**

[54] SAW HANDLE

2,676,630 4/1954 Furman 30/514

[75] Inventor: Yuji Tanabe, Sanjyo, Japan

[73] Assignee: Takagi Co., Ltd., Sanjyo, Japan

[**] Term: 14 Years

[21] Appl. No.: 372,798

[22] Filed: Jun. 29, 1989

[52] U.S. Cl. D8/97

[58] Field of Search D8/95, 97, 107;
D22/142; 30/514, 506, 517, 520

Primary Examiner—Bernard Ansher
Assistant Examiner—Philip Hyder
Attorney, Agent, or Firm—Armstrong, Nikaido,
Marmelstein, Kubovcik and Murray

[57] CLAIM

The ornamental design for saw handle, as shown and described.

DESCRIPTION

FIG. 1 is a perspective view of the saw handle showing my new design;
FIG. 2 is a front elevational view thereof;
FIG. 3 is a rear elevational view thereof;
FIG. 4 is a top plan view thereof;
FIG. 5 is a bottom plan view thereof;
FIG. 6 is a left side elevational view thereof;
FIG. 7 is a right side elevational view thereof; and
FIG. 8 is a front elevational view showing a condition in which a blade is connected thereto.
The broken line showing of the blade is for illustrative purposes only and forms no part of the claimed design.

[56] References Cited

U.S. PATENT DOCUMENTS

D. 240,678	7/1976	Herig	D8/107
D. 259,328	5/1981	Covey	D8/97
D. 262,182	12/1981	Tiedemann	D8/97
D. 269,797	7/1983	Riis	D22/142
D. 281,759	12/1985	Filippini	D8/107
D. 291,171	8/1987	Ygfors	D8/97
D. 307,537	5/1990	Englund	D8/97
2,226,614	12/1940	Kaspar	30/506

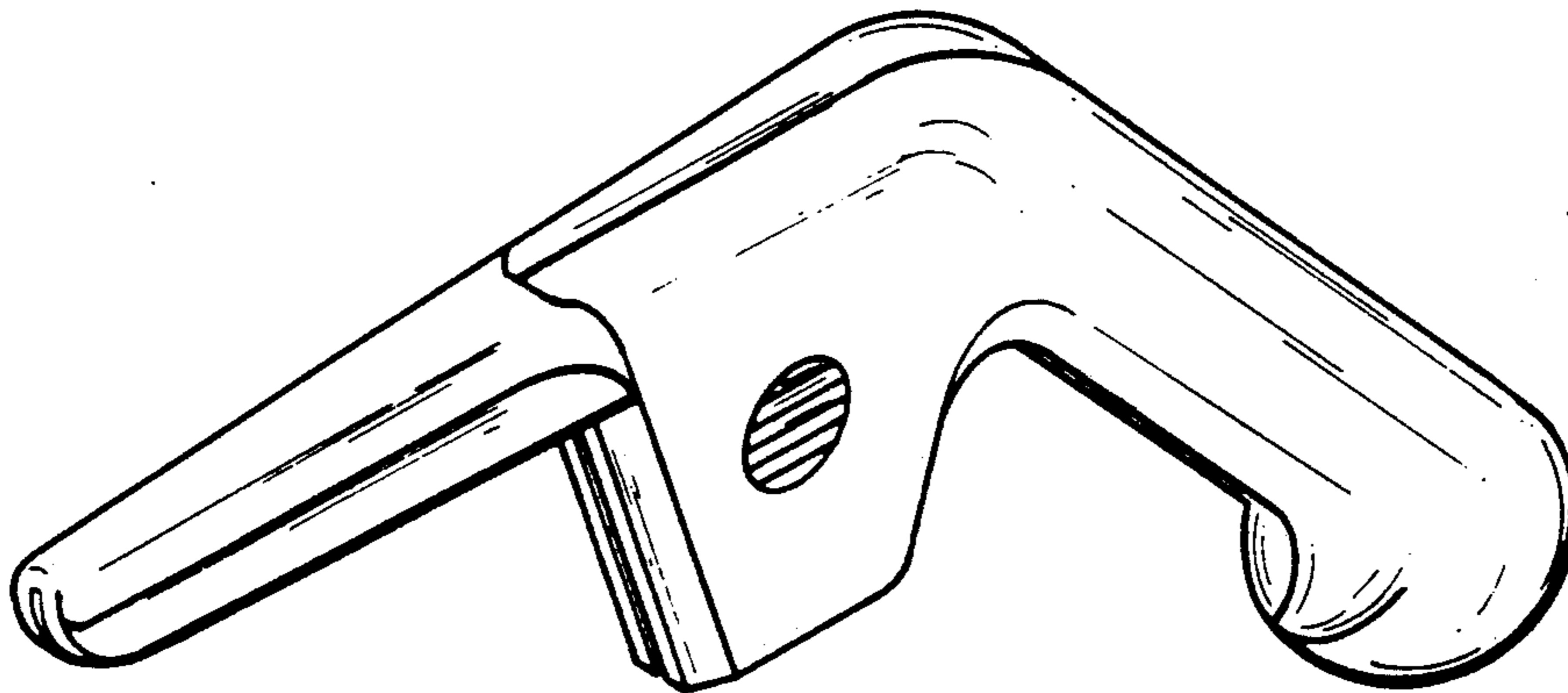


FIG. 1

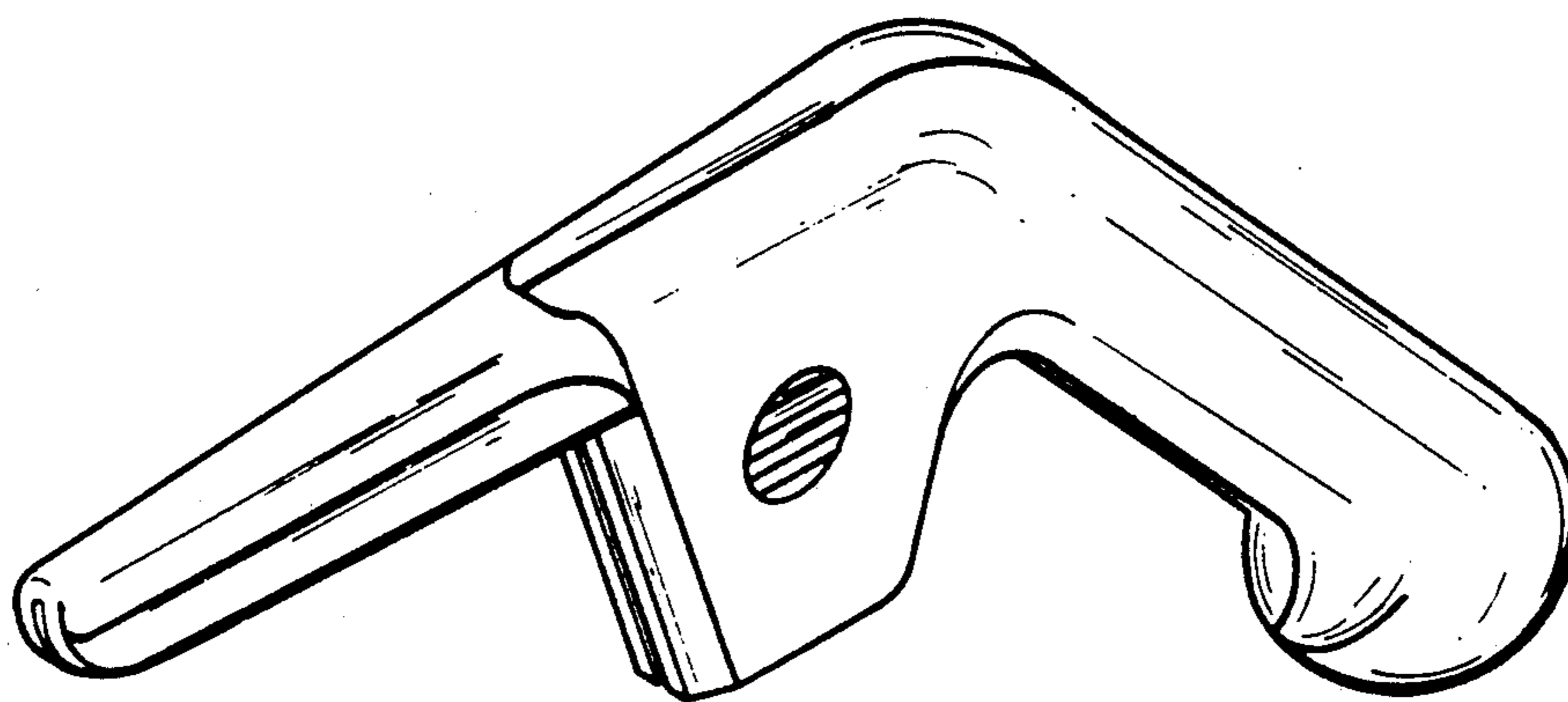


FIG. 2

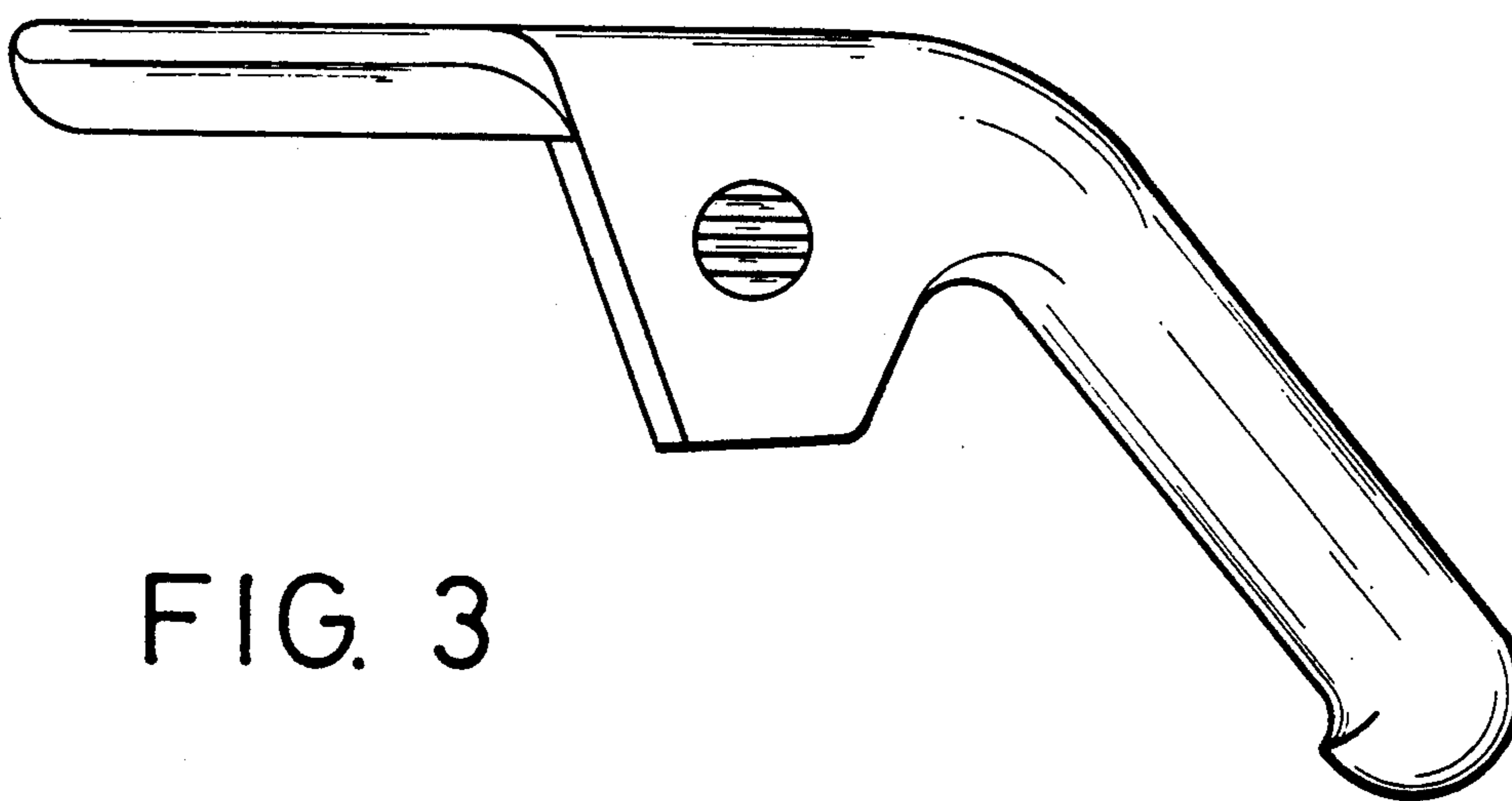


FIG. 3

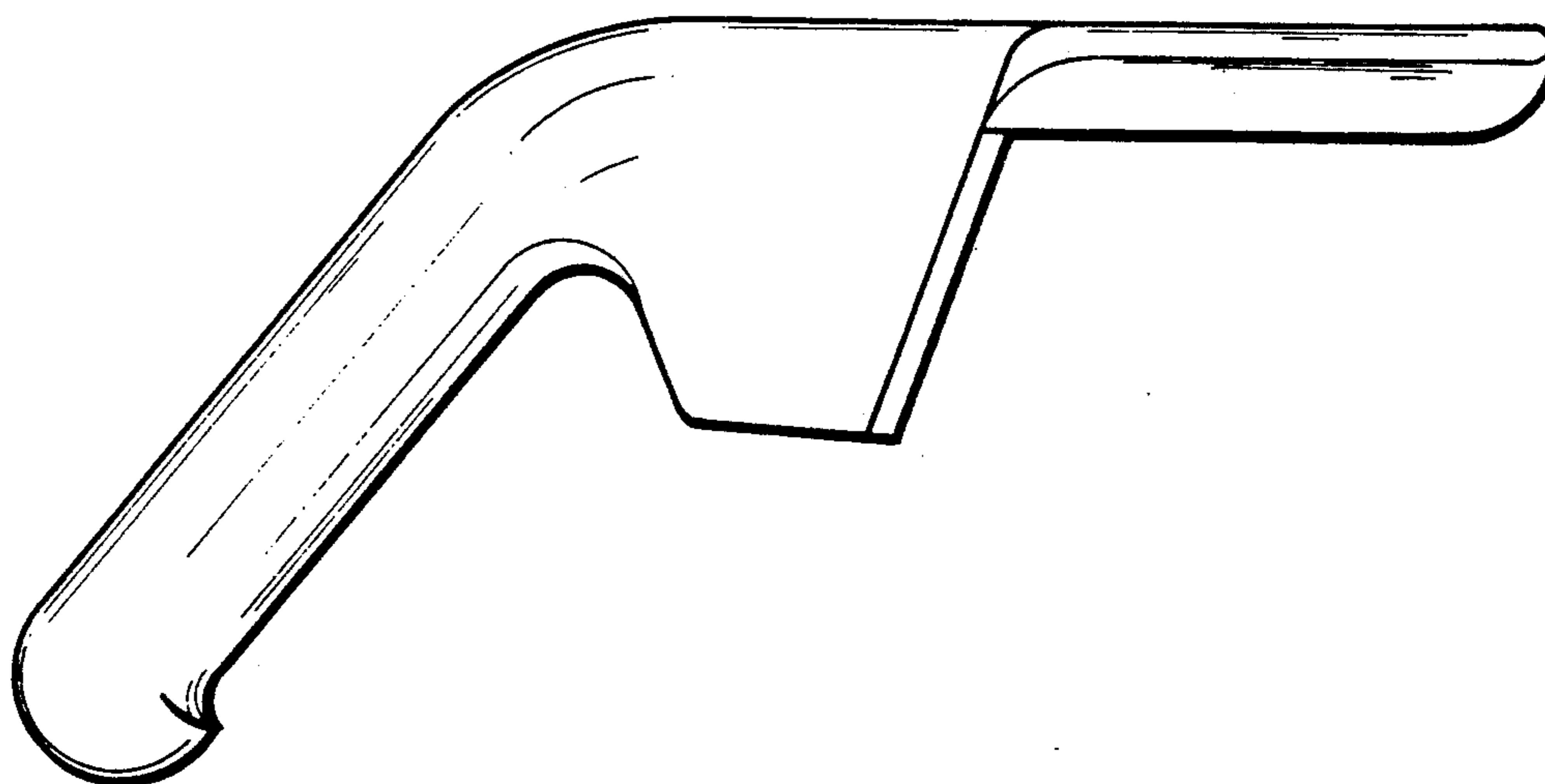


FIG. 4




FIG. 5



FIG. 6

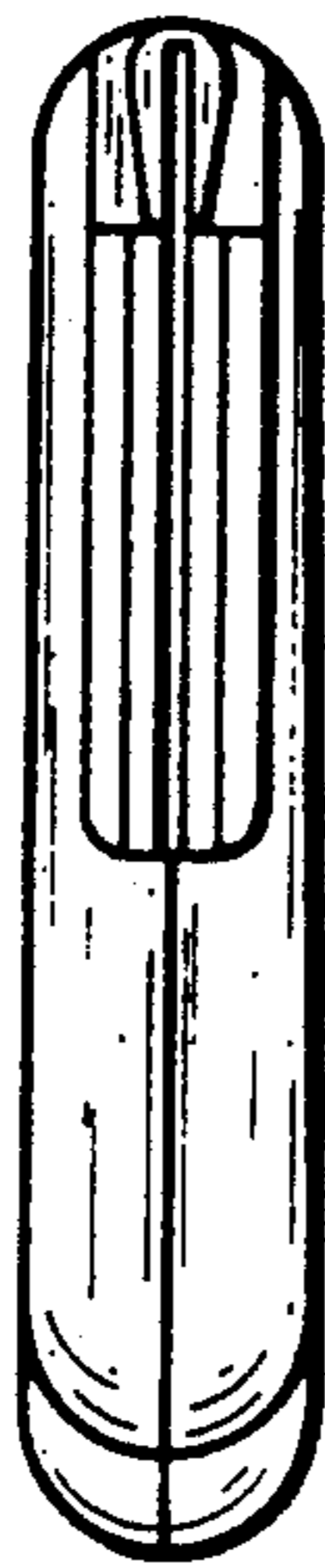


FIG. 7




FIG. 8

