



US00D323953S

United States Patent [19]

[11] Patent Number: **Des. 323,953**

Kubo et al.

[45] Date of Patent: **** Feb. 18, 1992**

[54] **MICROWAVE OVEN**

[75] Inventors: **Masayoshi Kubo, Nara; Masuo Ichihara, Souraku; Hisayoshi Matoba, Nara, all of Japan**

[73] Assignee: **Matsushita Electric Industrial Co., Ltd., Osaka, Japan**

[**] Term: **14 Years**

[21] Appl. No.: **535,455**

[22] Filed: **Jun. 8, 1990**

[30] **Foreign Application Priority Data**

Jan. 5, 1990 [JP] Japan 2-23

[52] U.S. Cl. **D7/351**

[58] Field of Search **D7/350, 351; 219/10.55 R, 10.55 A, 10.55 B, 10.55 C, 10.55 D, 10.55 F**

[56] **References Cited**

U.S. PATENT DOCUMENTS

D. 302,227 7/1989 Kubo et al. **D7/351**

D. 305,492 1/1990 Kawaishi et al. **D7/351**
D. 313,149 12/1990 Ichihara et al. **D7/351**
D. 318,205 7/1991 Kubo et al. **D7/351**

OTHER PUBLICATIONS

Copy of Sanyo catalog published in Aug. 1987.
Copy of Quasar catalog published in 1989.

Primary Examiner—A. Hugo Word
Assistant Examiner—Ruth McInroy
Attorney, Agent, or Firm—Sughure, Mion, Zinn, Macpeak & Seas

[57] **CLAIM**

The ornamental design for a microwave oven, as shown.

DESCRIPTION

FIG. 1 is a front, top and right side perspective view of a microwave oven showing our new design; FIG. 2 is a rear, bottom and left side perspective view thereof; FIG. 3 is a top plan view thereof; and FIG. 4 is a right side elevational view thereof.

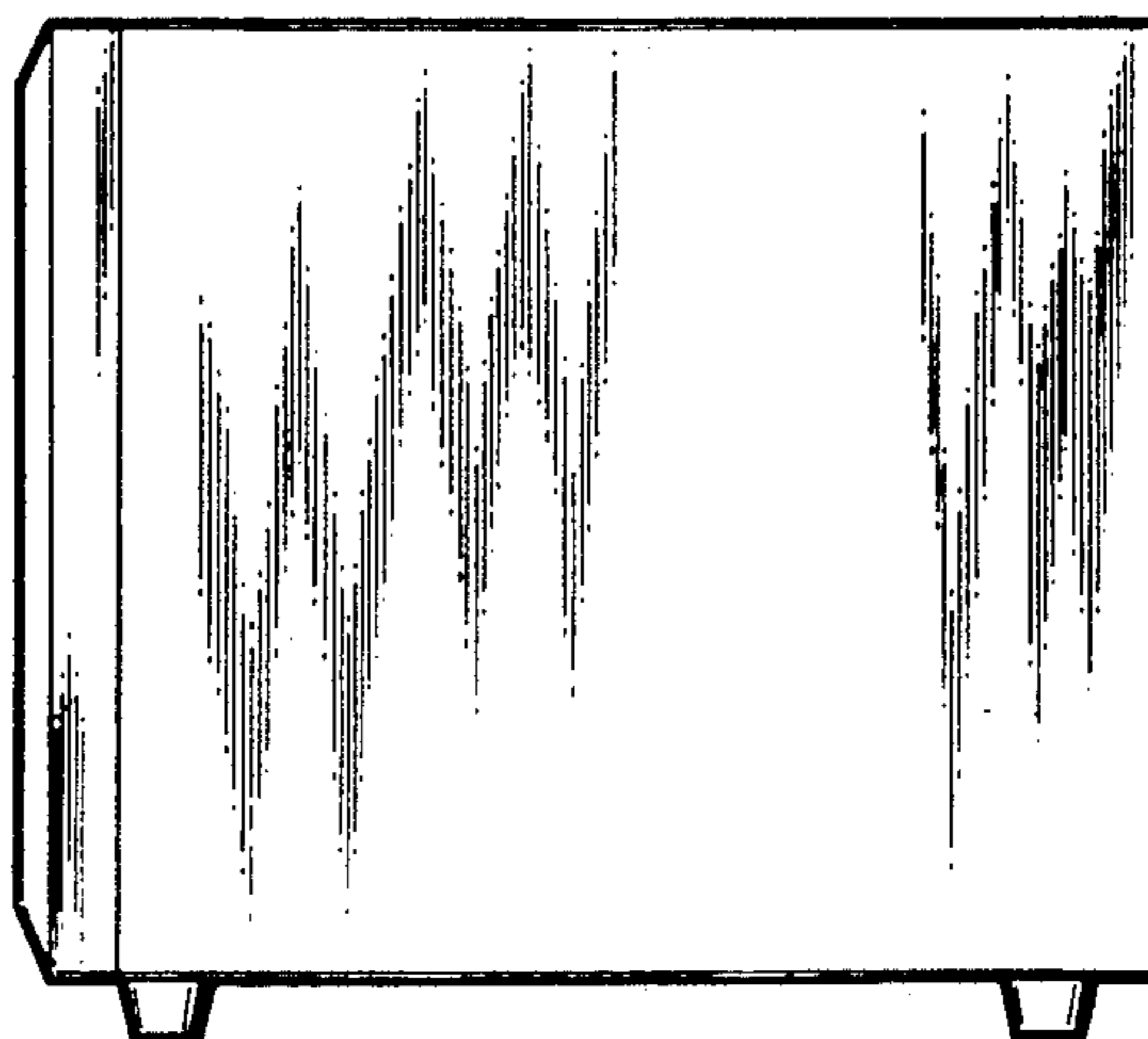
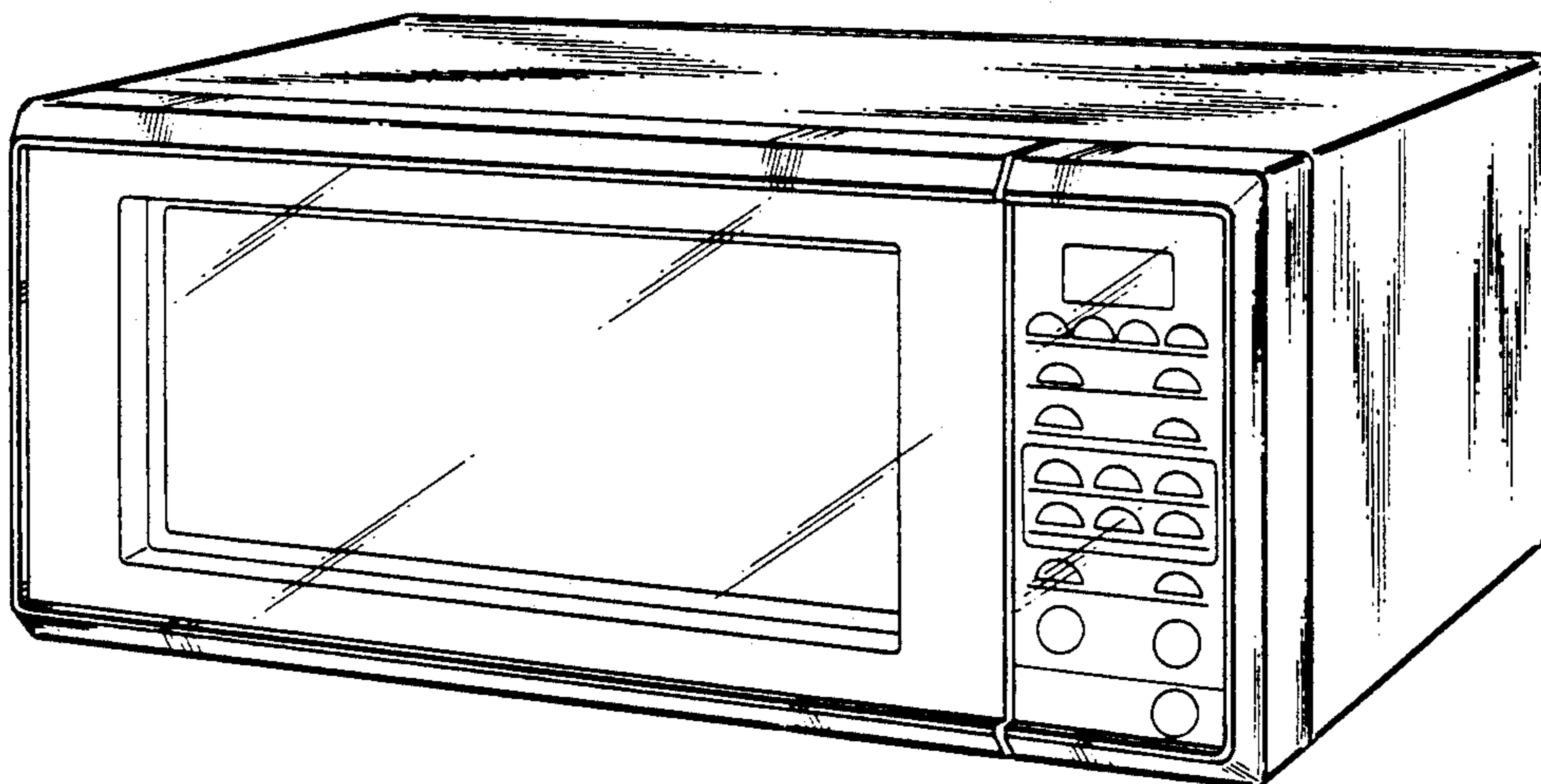


Fig. 1




Fig. 2



Fig. 3

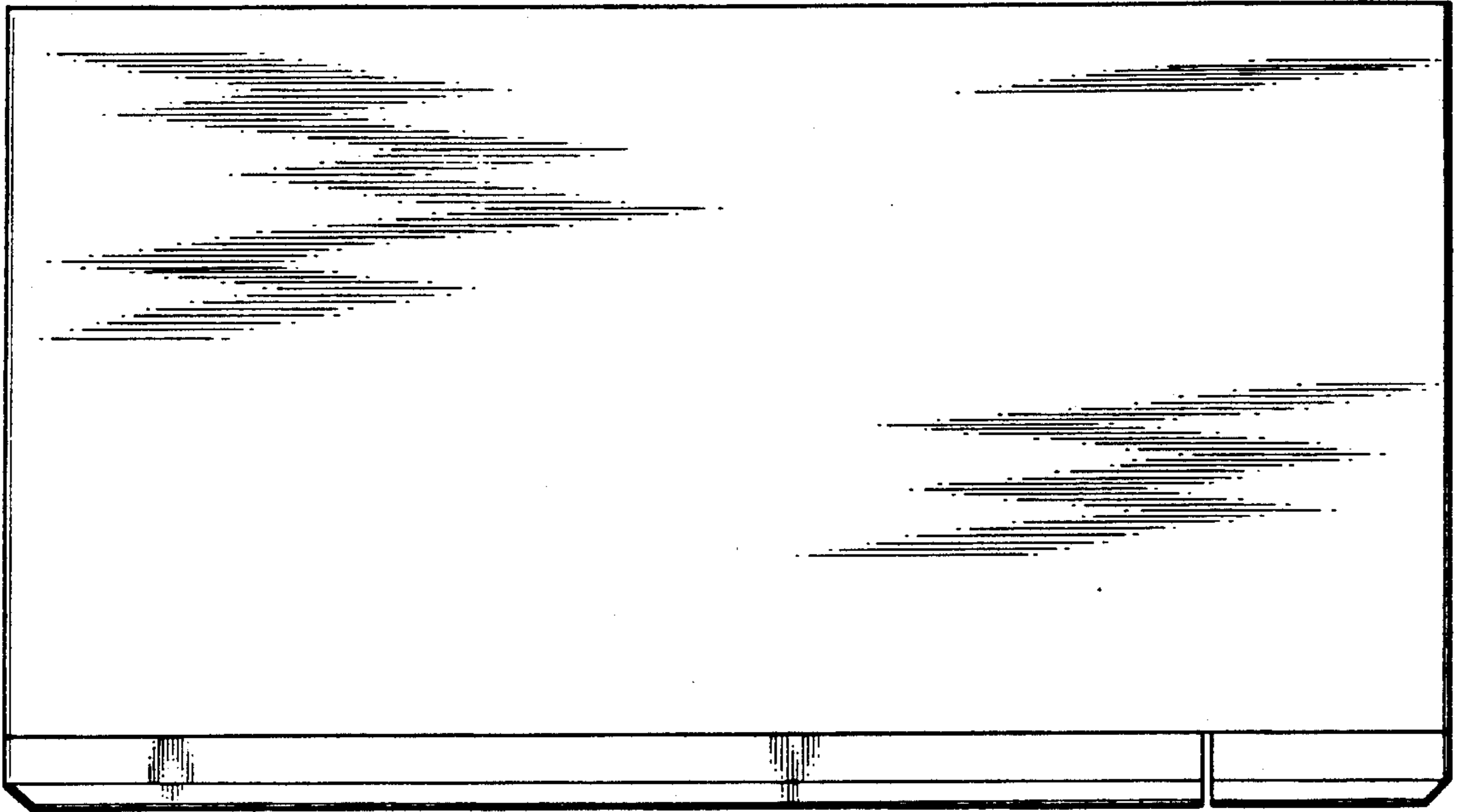


Fig. 4

