



US00D323945S

United States Patent [19]

[11] Patent Number: **Des. 323,945**

Dardashti

[45] Date of Patent: **** Feb. 18, 1992**

[54] **ROTATABLE STORAGE RACK**

[76] Inventor: **Shahriar Dardashti**, 141 N. Clark Dr.,
Ste. 2, Los Angeles, Calif. 90048

[**] Term: **14 Years**

[21] Appl. No.: **371,304**

[22] Filed: **Jun. 26, 1989**

[52] U.S. Cl. **D6/458; D6/465;**
D6/476; D7/618

[58] Field of Search **D6/396, 397, 449, 455,**
D6/457-461, 462-465, 466-468, 475, 476,
429-431, 491; D20/21; D7/501, 618

[56] **References Cited**

U.S. PATENT DOCUMENTS

D. 191,812 11/1961 Tirlet **D6/464 X**

D. 239,579 4/1976 Taub **D6/463 X**
D. 260,704 9/1981 Nathan et al. **D6/458**
D. 314,294 2/1991 Ayaamre **D6/465 X**
3,833,128 9/1974 Sumner **211/131**
3,963,126 6/1976 Taub **211/131**

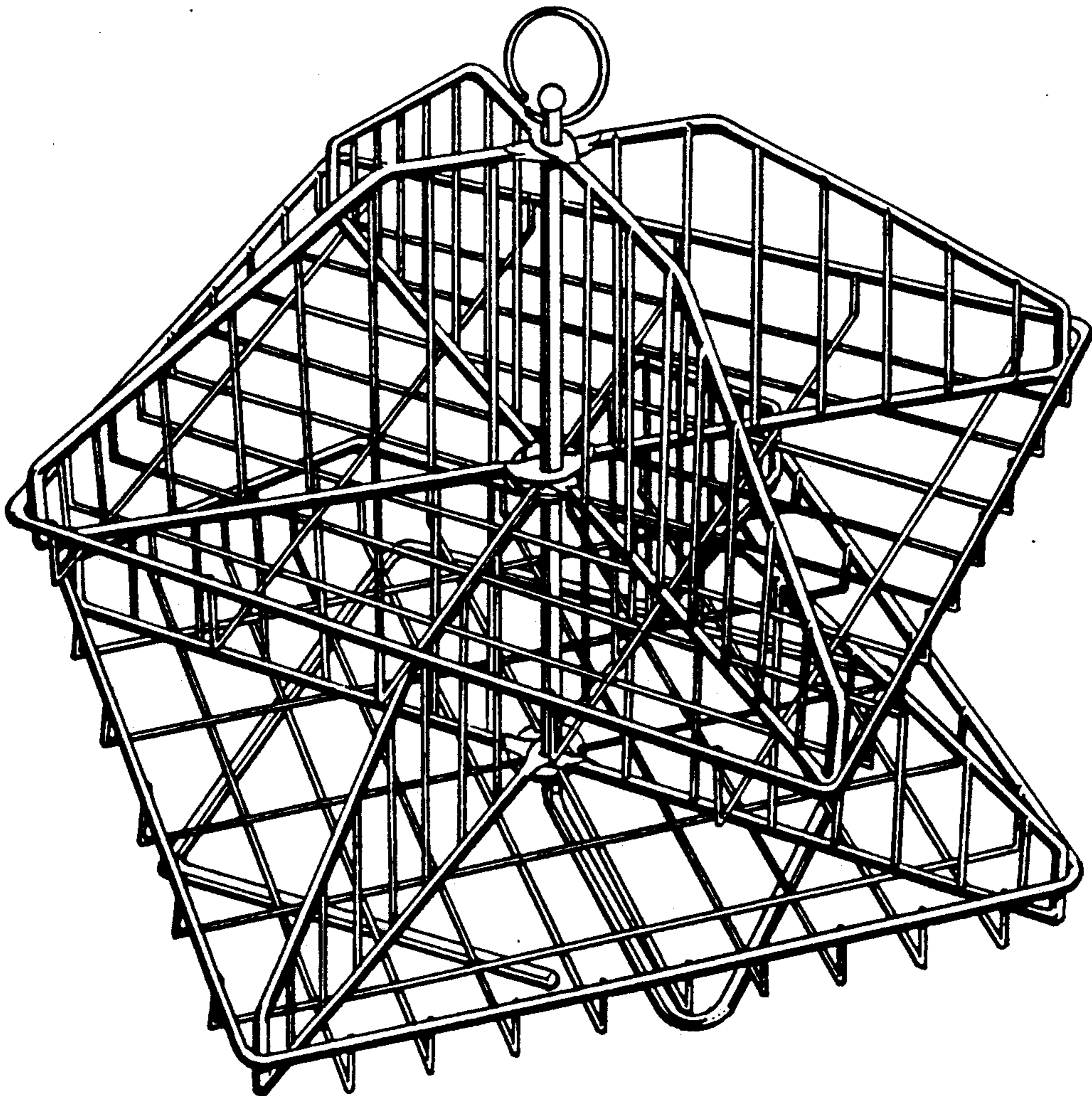
Primary Examiner—Bruce W. Dunkins
Assistant Examiner—Jeffrey Asch
Attorney, Agent, or Firm—Duane C. Bowen

[57] **CLAIM**

The ornamental design for a rotatable storage rack, as shown and described.

DESCRIPTION

FIG. 1 is a front perspective view taken from above of a rotatable storage rack showing my new design; and FIG. 2 is rear perspective view thereof taken from below.



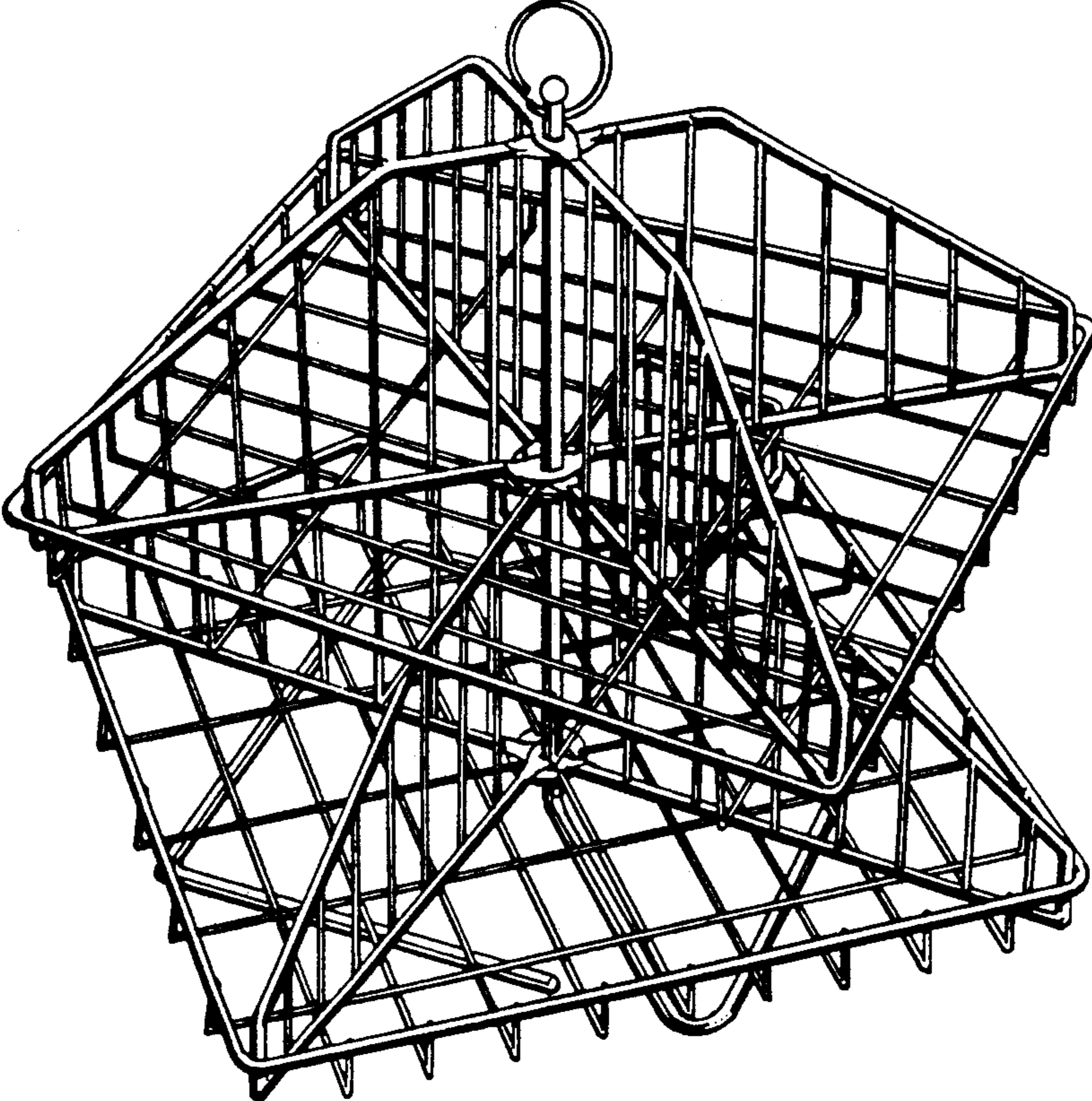


Fig. 1

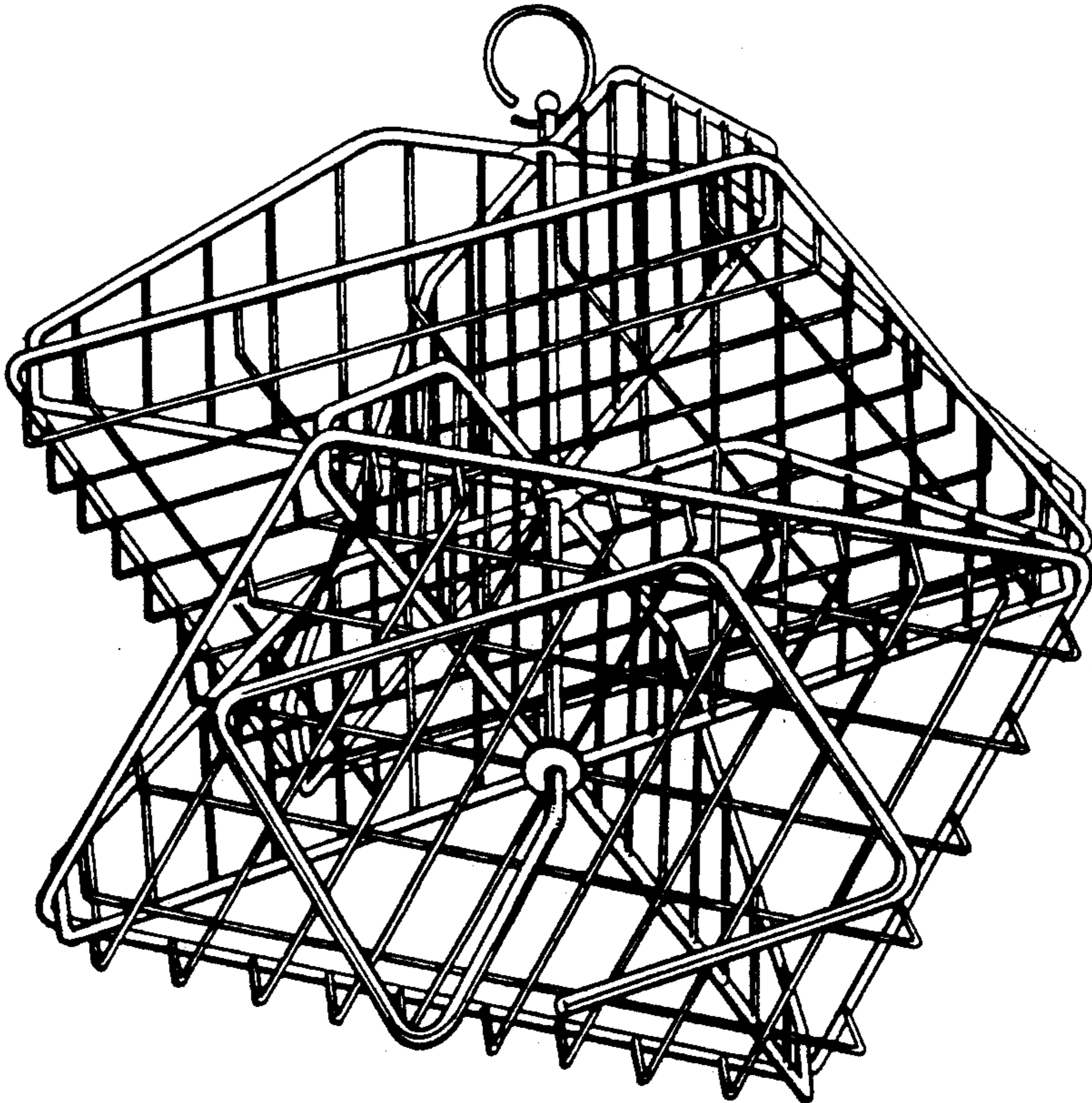


Fig. 2