



US00D323934S

United States Patent [19] Prat

[11] Patent Number: **Des. 323,934**

[45] Date of Patent: **** Feb. 18, 1992**

[54] **DISPLAY BRIEFCASE**

[75] Inventor: **Dominique Prat**, Neutilly Sur Seine, France

[73] Assignee: **Fabrications PRAT/EUROPA**, Paris, France

[**] Term: **14 Years**

[21] Appl. No.: **431,134**

[22] Filed: **Nov. 3, 1989**

[52] U.S. Cl. **D3/71; D3/72; D19/35**

2,011,879	8/1935	Stein	190/109
2,053,630	9/1936	Plotkin	190/115
2,067,851	1/1937	Lifton	190/109
2,181,208	11/1939	Satz	190/109 X
2,555,820	6/1951	Satz	190/115 X
2,648,366	8/1953	Higbee et al.	190/110 X
2,674,288	4/1954	Laidlaw	190/109 X
4,318,471	3/1982	Hutton	206/214

Primary Examiner—A. Hugo Word
Assistant Examiner—M. N. Pandozzi
Attorney, Agent, or Firm—Nies, Kurz, Bergert & Tamburro

[58] **Field of Search** D3/78, 48, 73, 77, 74, D3/70, 54, 52, 34, 56, 106, 76, 71; 190/18 A, 115, 116, 108, 107, 110, 106, 114, 901, 103, 125, 100, 119, 127, 900, 902; 150/152, 102; 206/811, 315.11, 425, 214; 383/86, 4, 25, 84, 66; 224/901, 222, 218, 202, 205, 236; D7/620; D17/52, 35, 36

[57] **CLAIM**
 The ornamental design for a display briefcase, as shown and described.

DESCRIPTION

FIG. 1 is a front elevational view of a display briefcase showing my new design;
 FIG. 2 is a right side perspective view thereof in open flat position;
 FIG. 3 is a top perspective view thereof;
 FIG. 4 is a right side perspective view thereof in an expanded display position;
 FIG. 5 is a right side perspective view thereof is a upright display position;
 FIG. 6 is a left side perspective view thereof.

[56] **References Cited**
U.S. PATENT DOCUMENTS

D. 249,532	9/1978	Cudahy, III et al.	D19/35
D. 270,305	8/1983	Errigg	D3/74
D. 270,358	8/1983	Errigg	D3/73 X
D. 271,919	12/1983	Duffy	D3/74

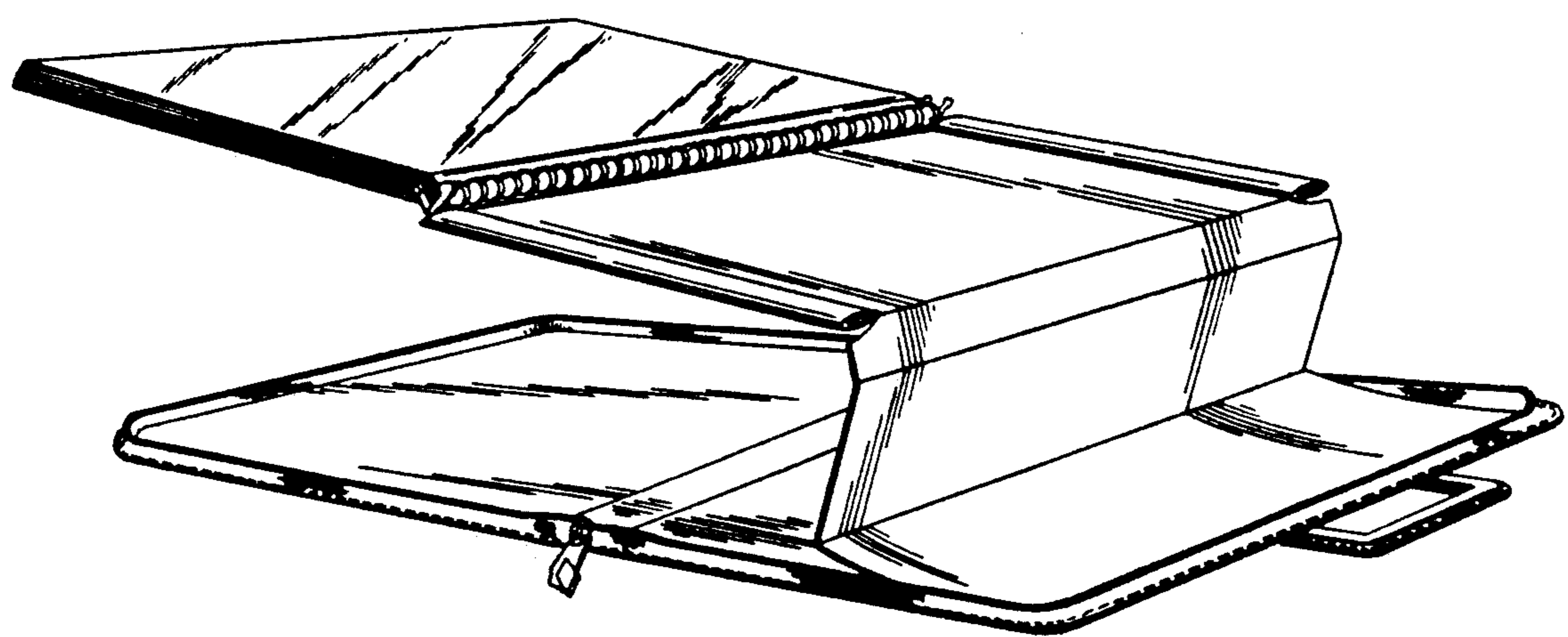


Fig.1

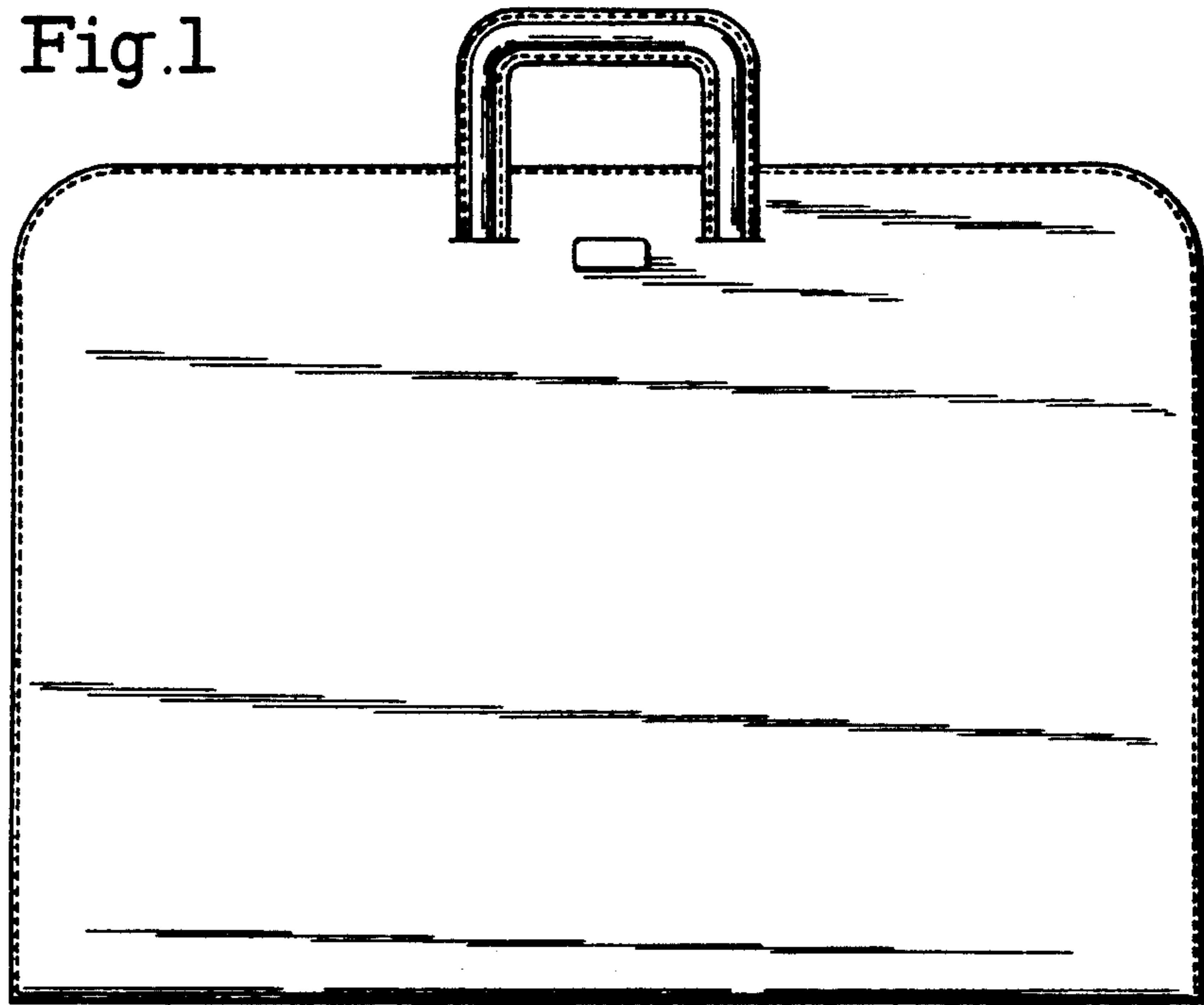


Fig.2



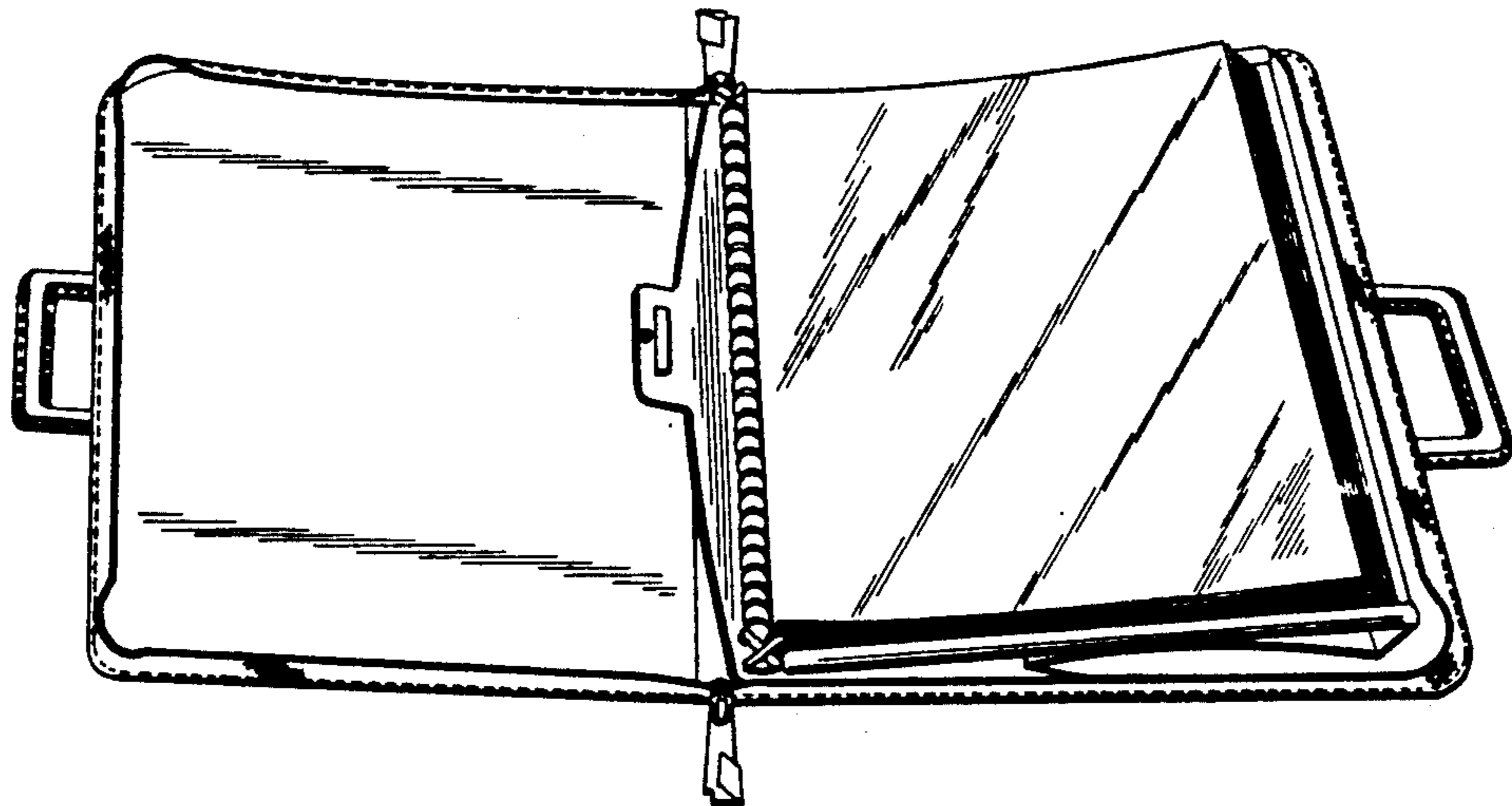


Fig. 3

Fig. 4

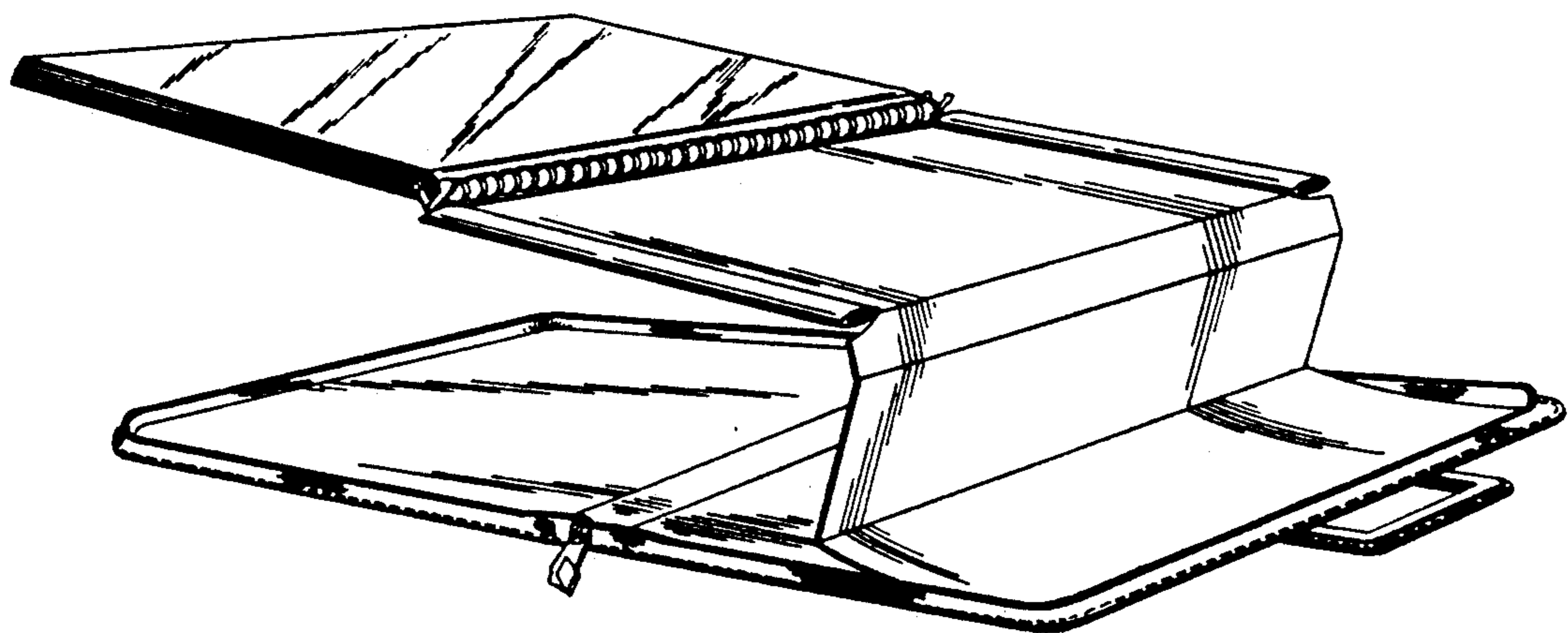


Fig.5

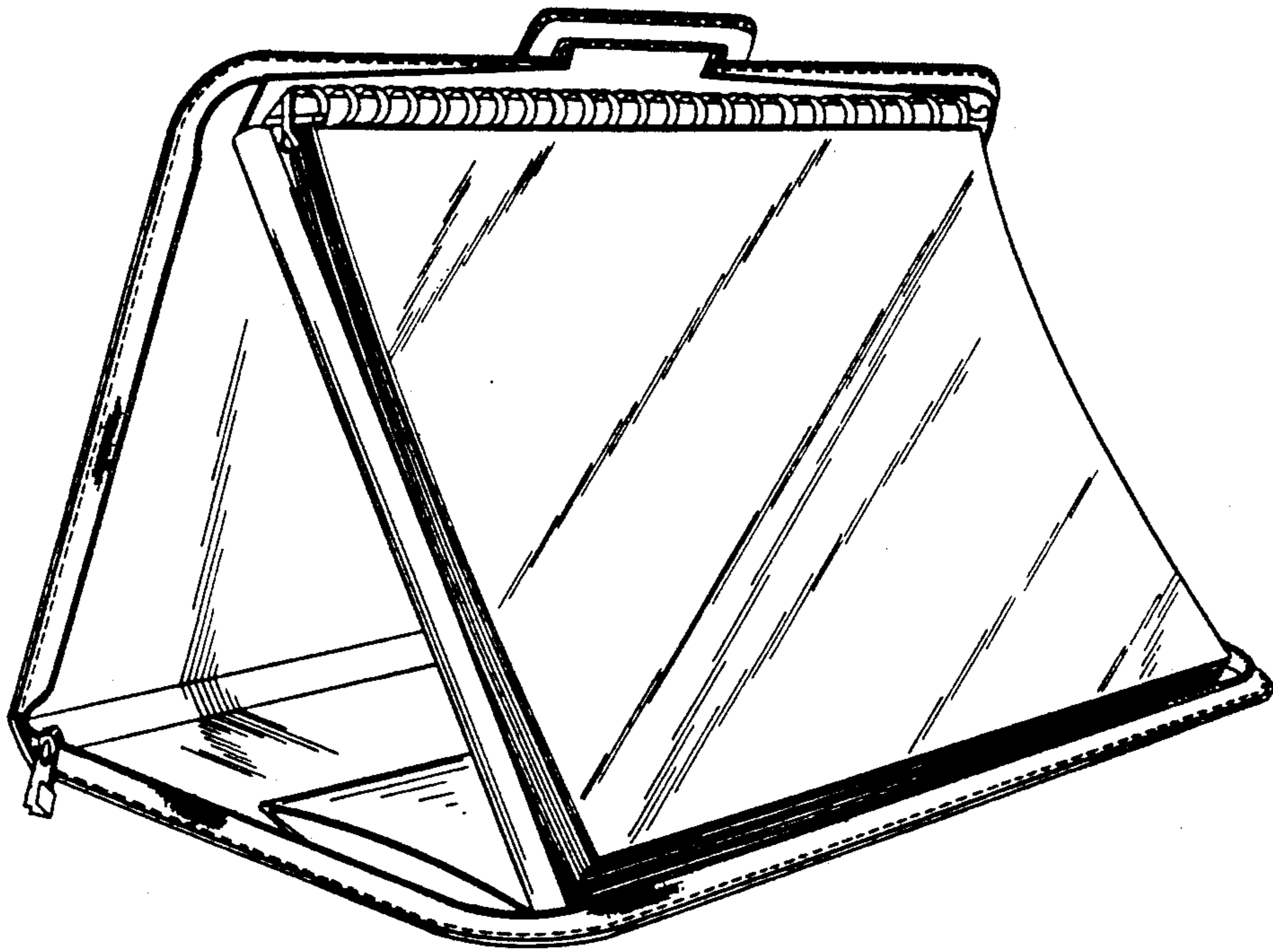


Fig.6

