



US00D323929S

United States Patent [19]

[11] Patent Number: **Des. 323,929**

Hodson

[45] Date of Patent: **** Feb. 18, 1992**

[54] COMPUTER COVER

[76] Inventor: **Richard H. Hodson**, 900 W. Balboa Blvd., Newport Beach, Calif. 92661

[**] Term: **14 Years**

[21] Appl. No.: **344,042**

[22] Filed: **Apr. 27, 1989**

[52] U.S. Cl. **D3/30.1; D14/114**

[58] Field of Search **D3/76, 74, 30.1, 99; 206/315.4, 457, 459, 372, 320; 383/66; D19/75; D9/418; D6/610, 611, 432, 429, 474; 150/154, 165, 901; D14/114; D18/2, 12; 312/206; 400/690, 689**

[56] References Cited

U.S. PATENT DOCUMENTS

D. 287,678	1/1987	Hatcher et al.	D6/429 X
D. 291,201	8/1987	Weisel, Jr. et al.	D18/2 X
D. 313,143	12/1990	Handler et al.	D6/610
D. 314,981	2/1991	Hassel	D19/75
1,315,794	9/1919	Richards	150/154 X
2,789,691	4/1957	Dobratz	206/320
3,207,413	9/1965	Ficaro	D9/417 X
3,209,962	10/1965	Wassell	D90/417 X
4,012,051	3/1971	Embinder	206/315.4 X
4,066,155	1/1978	Buchek	D3/74 X
4,909,579	3/1990	Liu	312/208

OTHER PUBLICATIONS

Corrubaord Executive File Cases by Highsmith, 1987 Catalog, p. 7.

Nylon Covers in Devoke, Spring 1987 Catalog, p. 58.

Primary Examiner—Louis S. Zarfaz .

Assistant Examiner—M. N. Pandozzi

Attorney, Agent, or Firm—Lyon & Lyon

[57] CLAIM

The ornamental design for a computer cover, as shown and described.

DESCRIPTION

FIG. 1 is a top, front, right perspective view of a computer cover showing my new design;

FIG. 2 is a top, front, right perspective view thereof with flap open;

FIG. 3 is a right side elevational view thereof;

FIG. 4 is a bottom, rear, left perspective view thereof;

FIG. 5 is a bottom, rear, left perspective view thereof with straps open;

FIG. 6 is a left side elevational view thereof;

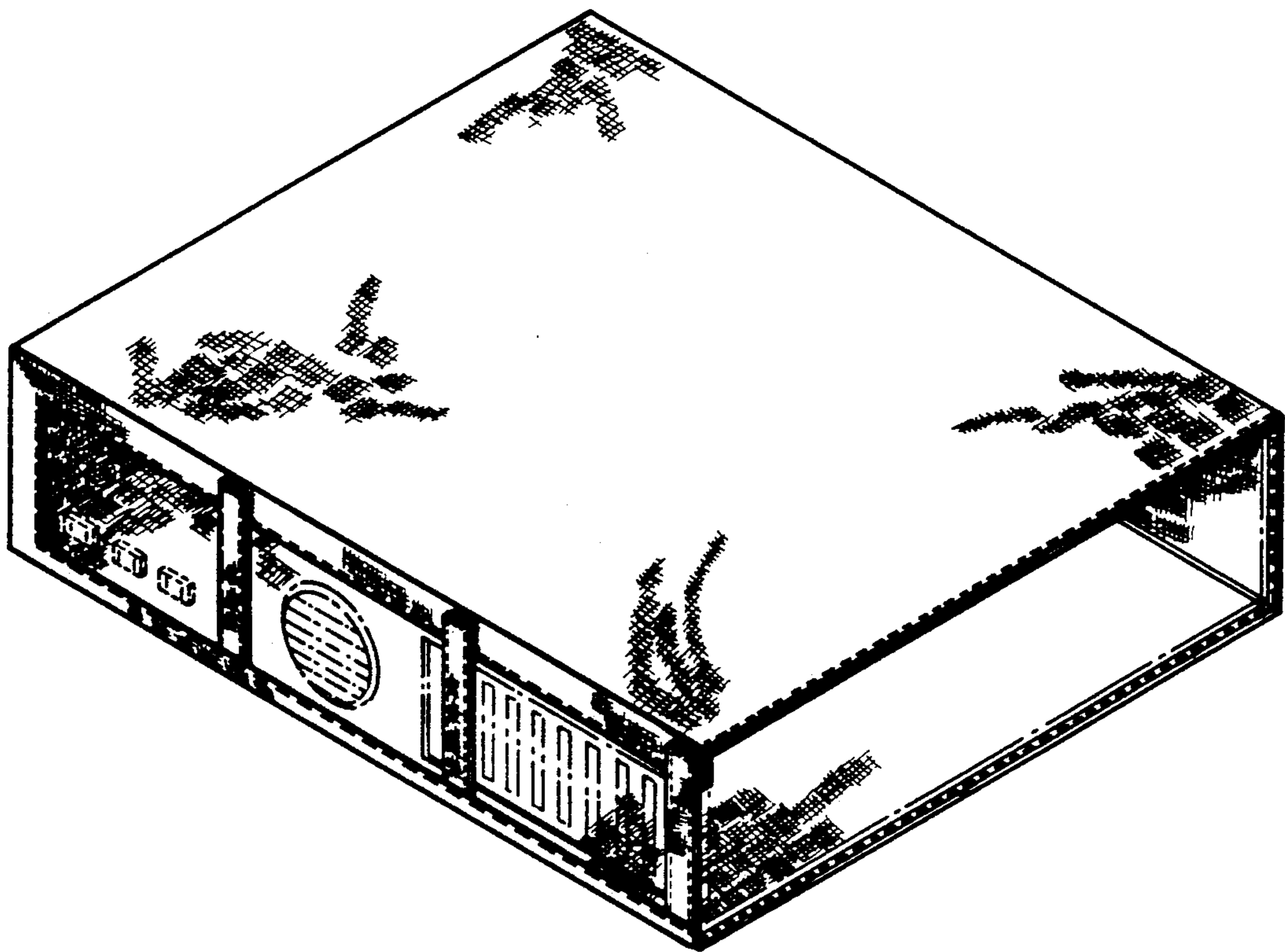
FIG. 7 is a top plan view thereof;

FIG. 8 is a bottom plan view thereof;

FIG. 9 is a rear elevational view thereof; and

FIG. 10 is a front elevational view thereof.

The broken line showing of a computer in FIGS. 2, 4, and 5 is for illustrative purposes only and forms no part of the claimed design.



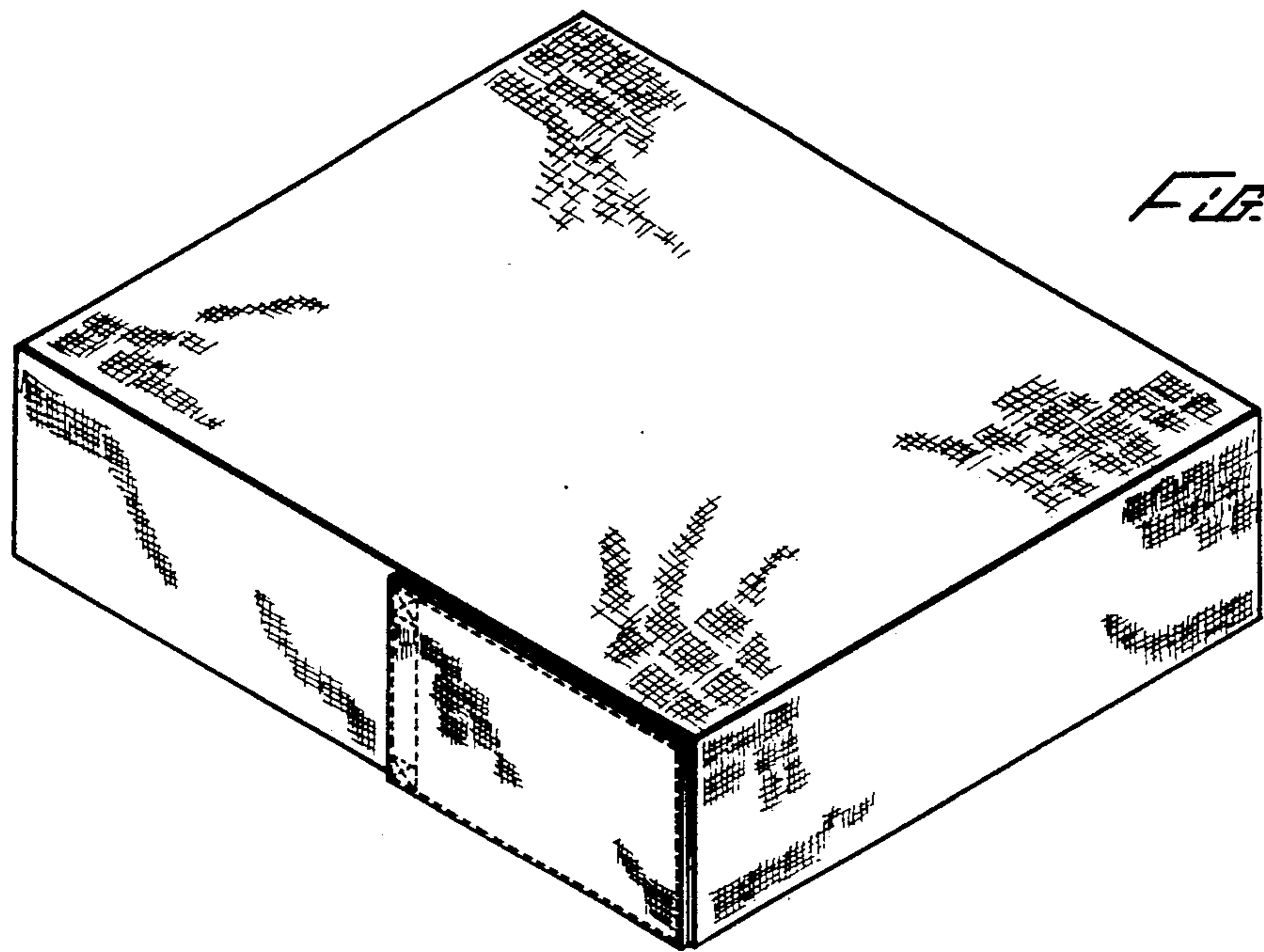


FIG. 1.

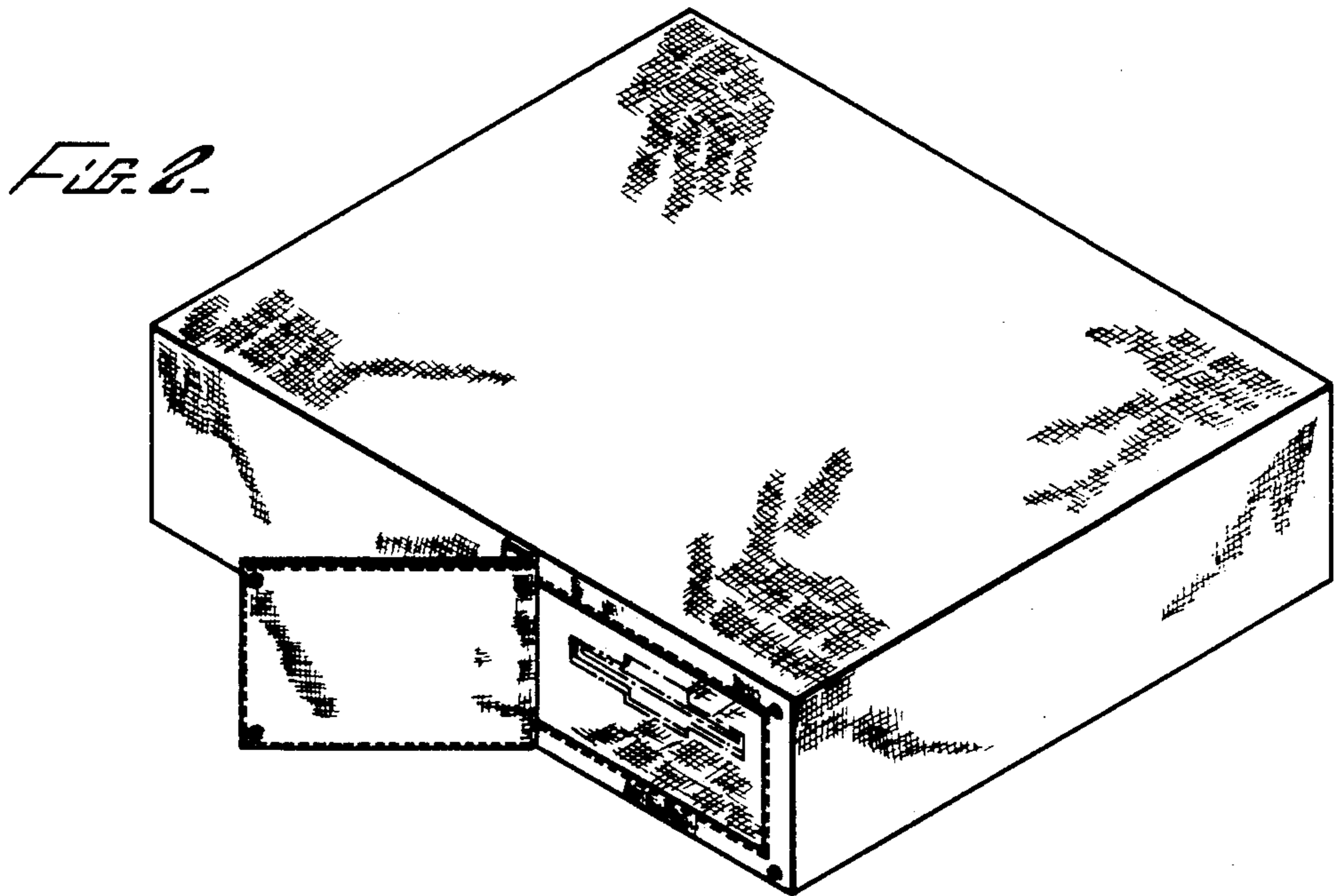


FIG. 2.

FIG. 3.



FIG. 6.





FIG. 1.




FIG. 4.

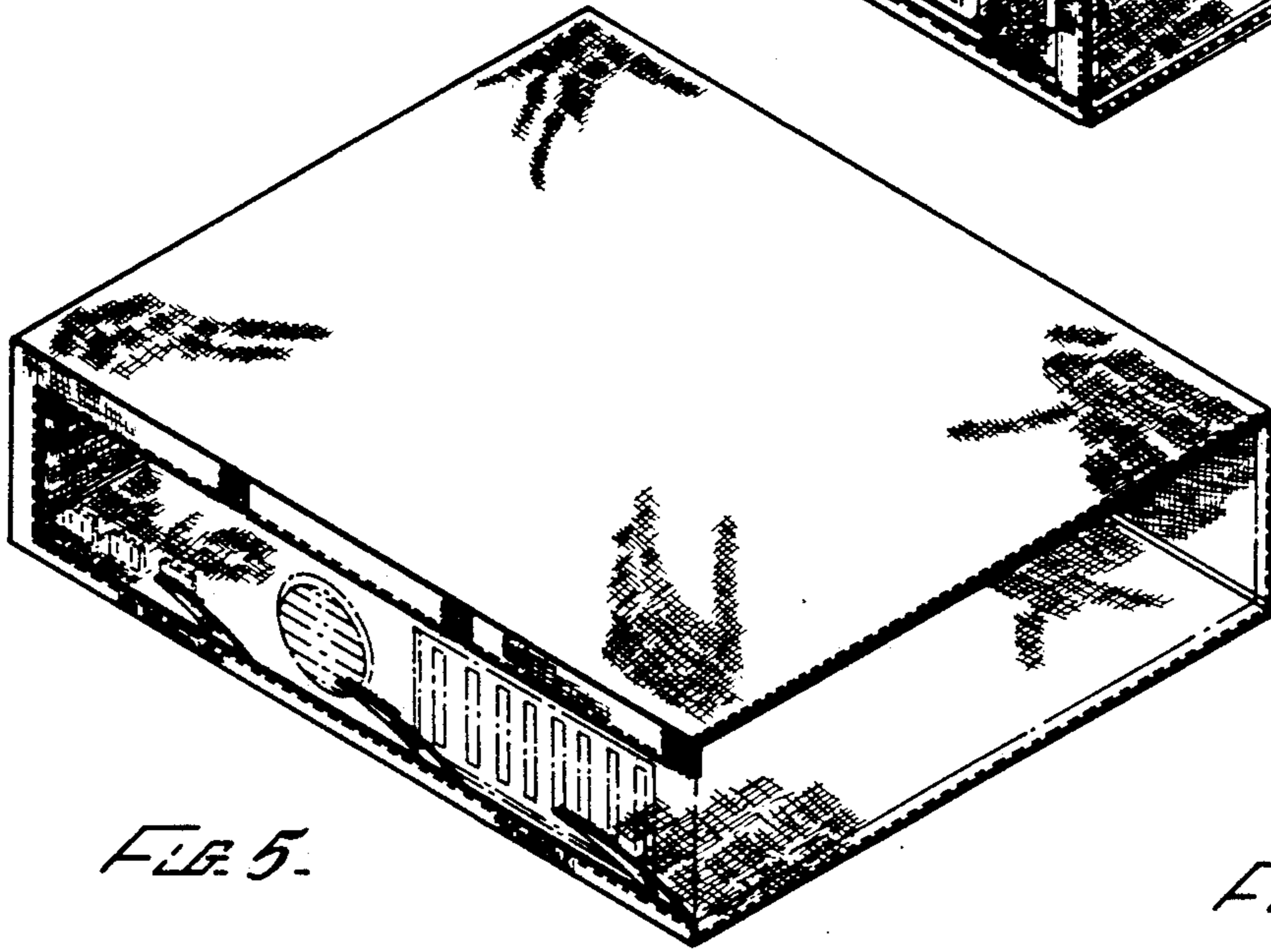


FIG. 5.

FIG. 8.



FIG. 9.




FIG. 10.

