



US00D323908S

# United States Patent [19]

[11] Patent Number: Des. 323,908

Hollister et al.

[45] Date of Patent: \*\* Feb. 11, 1992

[54] **FACE MASK**

[75] Inventors: William H. Hollister, Nelson; Cary D. Carruthers, Fitzwilliam, both of N.H.

[73] Assignee: Smith Industries Medical Systems, Inc., Keene, N.H.

[\*\*] Term: 14 Years

[21] Appl. No.: 435,325

[22] Filed: Nov. 9, 1989

[52] U.S. Cl. .... D29/7

[58] Field of Search ..... D29/6, 7, 8; 128/206.24, 206.28, 206.26, 206.17, 207.11, 202.23, 205.17

[56] **References Cited**

**U.S. PATENT DOCUMENTS**

- D. 285,496 9/1986 Berman ..... D29/8
- D. 293,613 1/1988 Wingler .
- D. 300,473 3/1989 Roush .
- 2,666,432 11/1954 Stanton .
- 2,830,584 4/1958 Hollmann et al. .
- 2,848,994 8/1958 Aguado ..... 128/205.17
- 2,931,356 4/1960 Schwartz .
- 3,105,488 10/1963 Richards .
- 3,315,674 4/1967 Bloom et al. . . .
- 3,805,782 4/1974 Welch .
- 3,908,648 9/1975 McCosker .
- 3,918,448 11/1975 McCosker .
- 4,062,357 12/1977 Laerdal .
- 4,195,629 4/1980 Halford .

**FOREIGN PATENT DOCUMENTS**

- 0288937 4/1988 European Pat. Off. .
- 2652128 12/1977 Fed. Rep. of Germany .
- 2225177 11/1974 France .
- 2443918 7/1980 France .
- 0842642 7/1960 United Kingdom .
- 1467828 3/1977 United Kingdom .
- 1516494 7/1978 United Kingdom .
- 2038703A 12/1979 United Kingdom .
- 2045092 10/1980 United Kingdom .


Primary Examiner—Kay H. Chin  
Attorney, Agent, or Firm—Linda M. Buckley; Sewall P. Bronstein

[57] **CLAIM**

The ornamental design for a face mask, as shown and described.

**DESCRIPTION**

FIG. 1 is a top plan view of a face mask showing our new design;  
FIG. 2 is a front elevational view thereof;  
FIG. 3 is a rear elevational view thereof;  
FIG. 4 is a bottom plan view thereof;  
FIG. 5 is a side elevational view thereof, the opposite side view being a mirror image of that shown; and  
FIG. 6 is a cross sectional view thereof taken along the line 6—6 of FIG. 2.  
The broken line showing of a cushion in combination with the faceplate is for illustrative purposes only and forms no part of the claimed design.



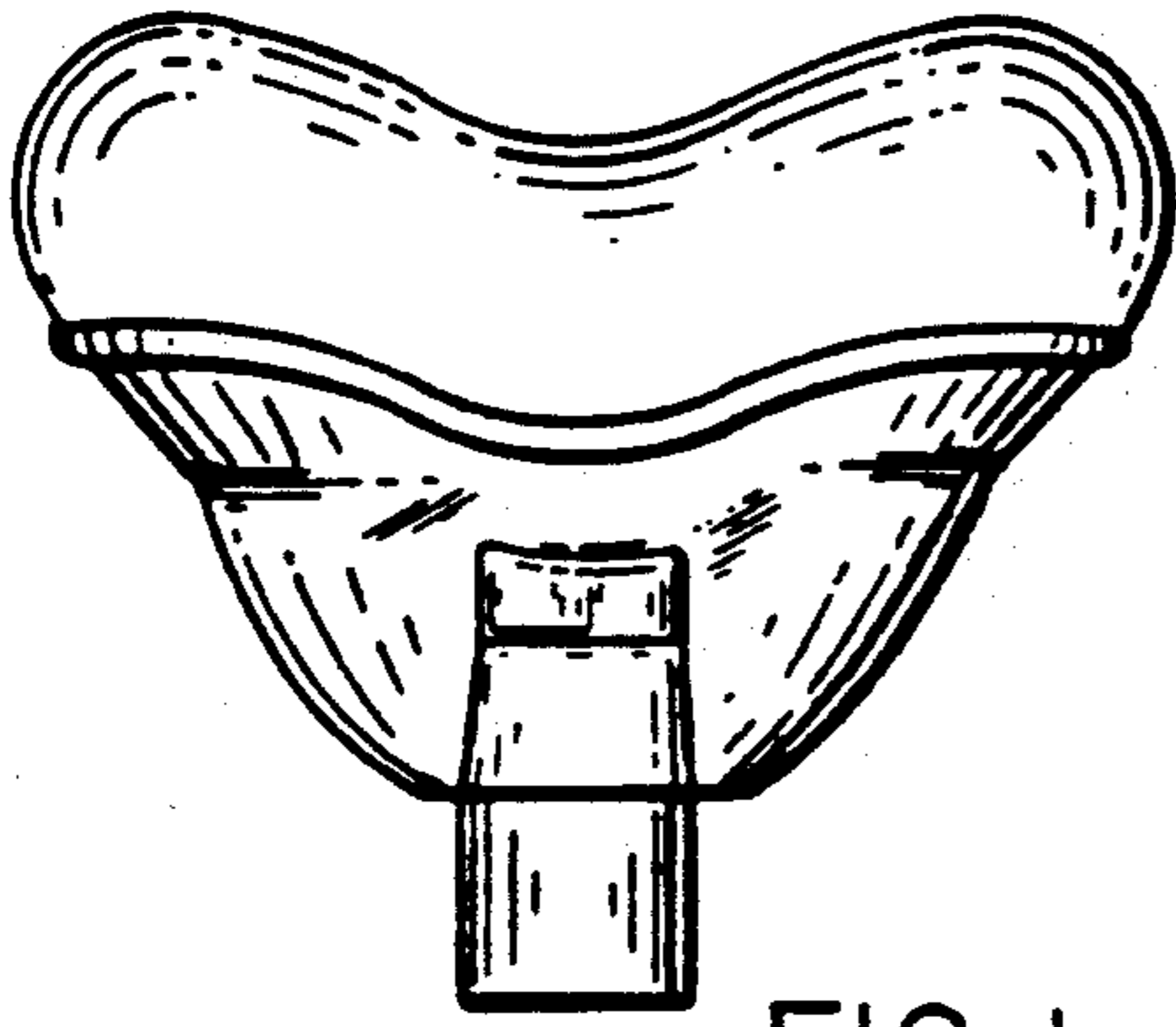


FIG. 1


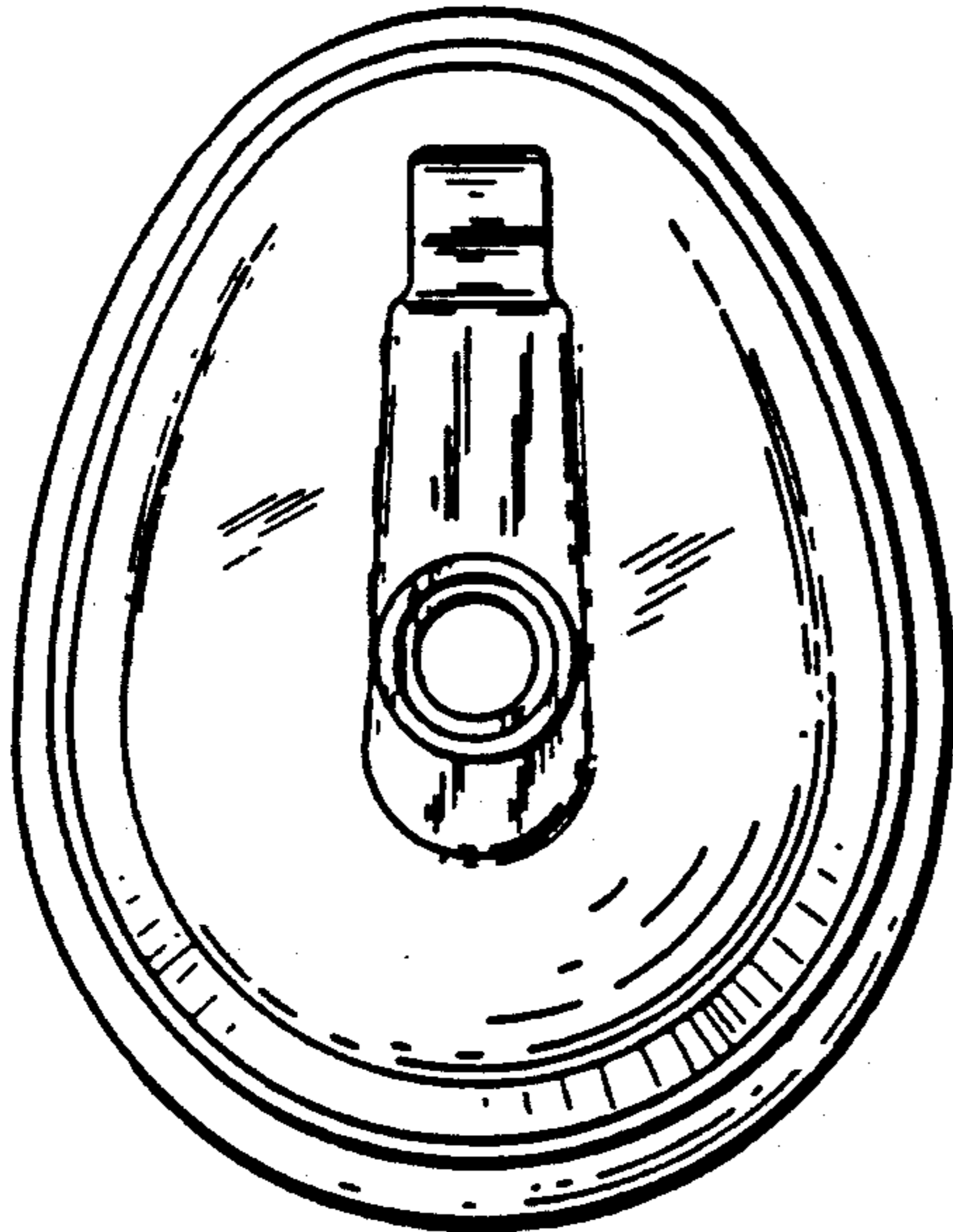


FIG. 4

6 →



6 →  
FIG. 2




FIG. 5

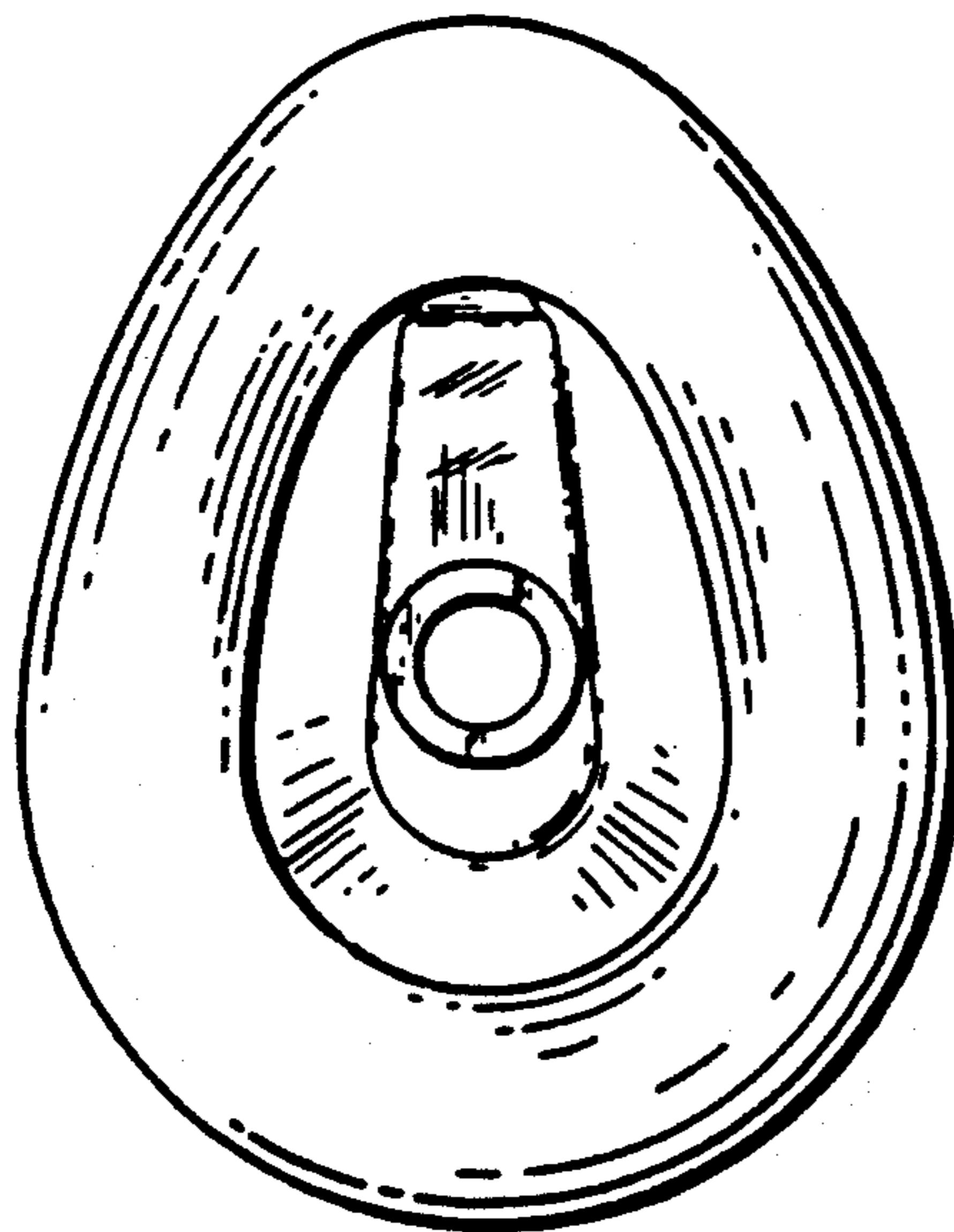


FIG. 3




FIG. 6