



US00D323879S

United States Patent [19]

[11] Patent Number: Des. 323,879

Sauter

[45] Date of Patent: ** Feb. 11, 1992

[54] SINK

[75] Inventor: Bruce M. Sauter, Schaumburg, Ill.

[73] Assignee: Kohler Co., Kohler, Wis.

[*] Notice: The portion of the term of this patent subsequent to Feb. 11, 2006 has been disclaimed.

[**] Term: 14 Years

[21] Appl. No.: 466,571

[22] Filed: Jan. 17, 1990

[52] U.S. Cl. D23/290

[58] Field of Search D23/270-274,
D23/284-294, 308; 4/619, 625, 630-659

[56] **References Cited**
PUBLICATIONS

Domestic Engineering, Oct. 1986, p. 108, top right item.
Domestic Engineering, Mar. 1988, p. 75, bottom right item.
Undated Ads from Alape for the Model "124" sink.
Apr. 1989 Ad from Kohler Co. for the Lakefield sink.

1987 Ad from Elkay for the LCGR-3822-R and LCGR-3322-P sinks.

An undated Ad from Republic for the Model ILC3322 sink.

A Mar., 1985 Ad from Elkay for the Celebrity sink.

Primary Examiner—James R. Largent
Attorney, Agent, or Firm—Quarles & Brady

[57] **CLAIM**

The ornamental design for a sink, as shown and described.

DESCRIPTION

FIG. 1 is a perspective view taken from the top and left side of a sink showing my new design;

FIG. 2 is a top plan view thereof;

FIG. 3 is a cross-sectional view taken on line 3—3 of FIG. 2;

FIG. 4 is a cross-sectional view taken on line 4—4 of FIG. 2; and

FIG. 5 is a cross-sectional view taken on line 5—5 of FIG. 2.

The broken lines representation of holes in FIGS. 1 and 2, and the fragmentary broken line representation of a counter top in FIG. 1 are for purposes of illustration only and form no part of the claimed design.




FIG. 1

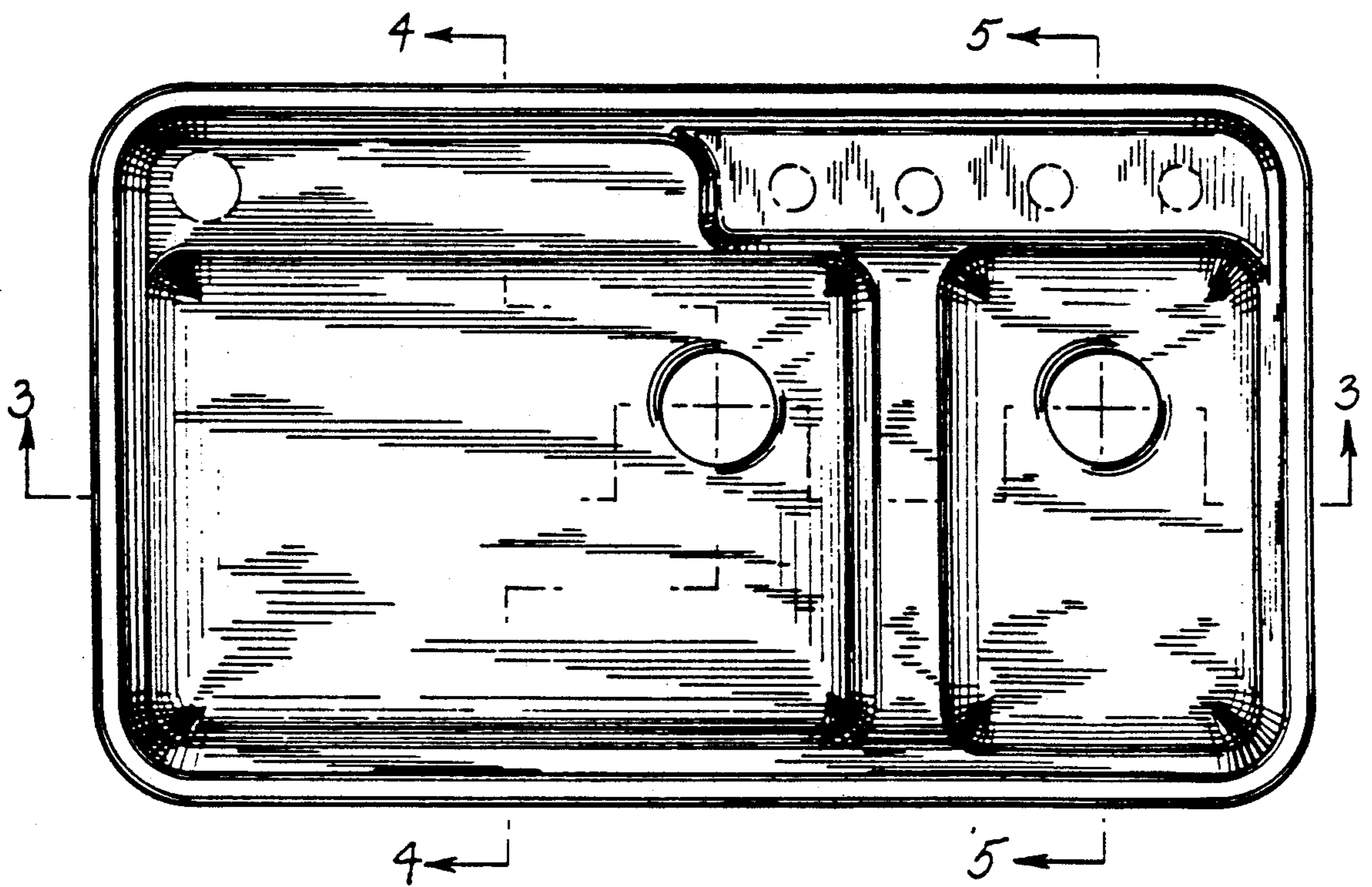



FIG. 2

FIG. 3

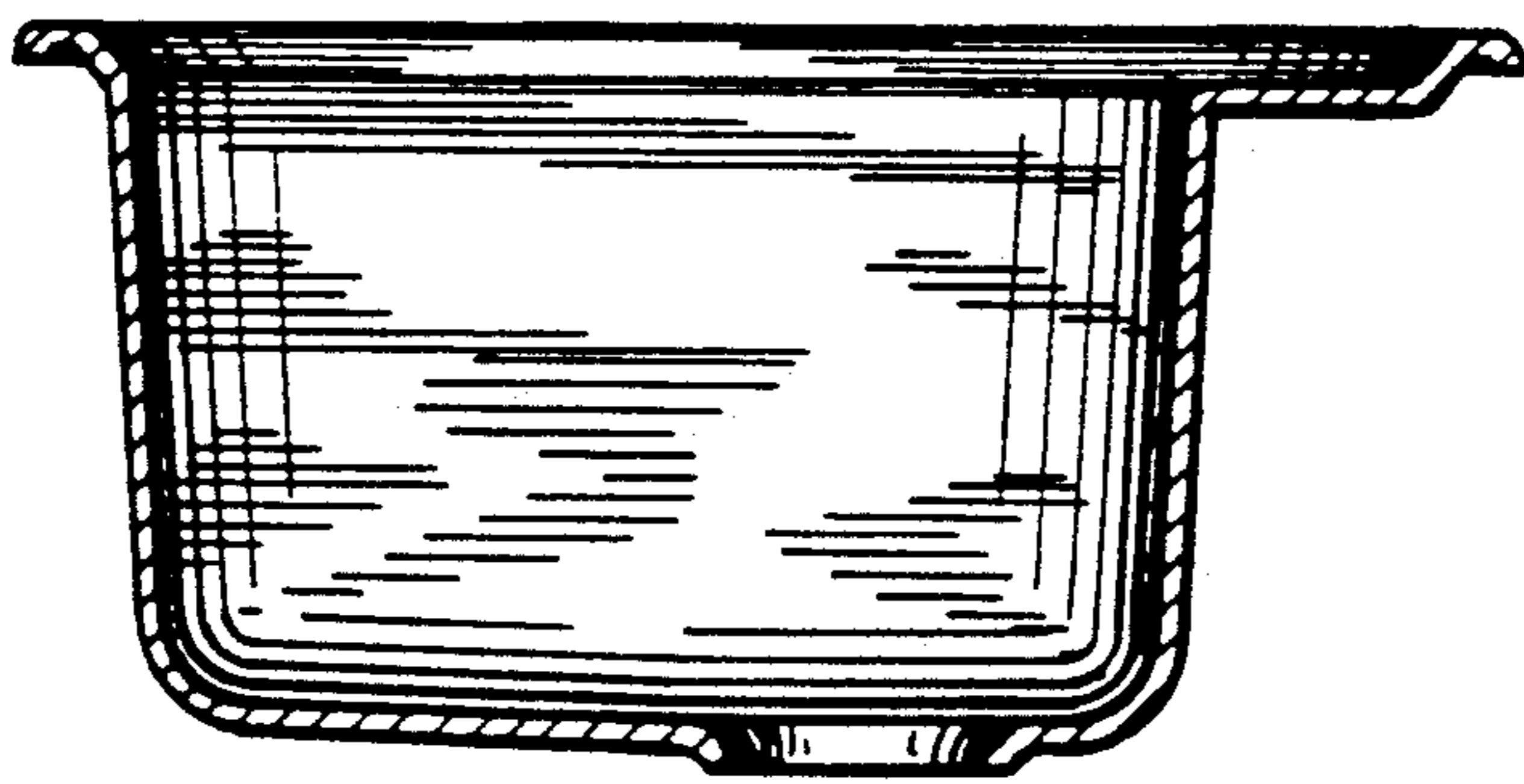



FIG. 4




FIG. 5