



US00D323861S

United States Patent [19]

Cooper

[11] Patent Number: **Des. 323,861**

[45] Date of Patent: **** Feb. 11, 1992**

[54] **NOISEMAKER**

[76] Inventor: **Gary N. Cooper, 254 Sugarberry Cir., Houston, Tex. 77024**

[**] Term: **14 Years**

[21] Appl. No.: **471,235**

[22] Filed: **Jan. 25, 1990**

[52] U.S. Cl. **D21/64; D21/198**

[58] Field of Search **D21/59, 63, 64, 65, D21/191, 198; 446/397, 417, 418, 419-422; D17/22, 24, 99**

4,179,973 12/1979 White 84/402
4,454,204 6/1984 Posey 428/542.4

FOREIGN PATENT DOCUMENTS

458404 4/1928 Fed. Rep. of Germany 45/11

OTHER PUBLICATIONS

Black Belt, 5-1981, "Shikido", #S61-36/37.

Primary Examiner—Charles A. Rademaker
Attorney, Agent, or Firm—Fulbright & Jaworski

[57] **CLAIM**

The ornamental design for a noisemaker, as shown and described.

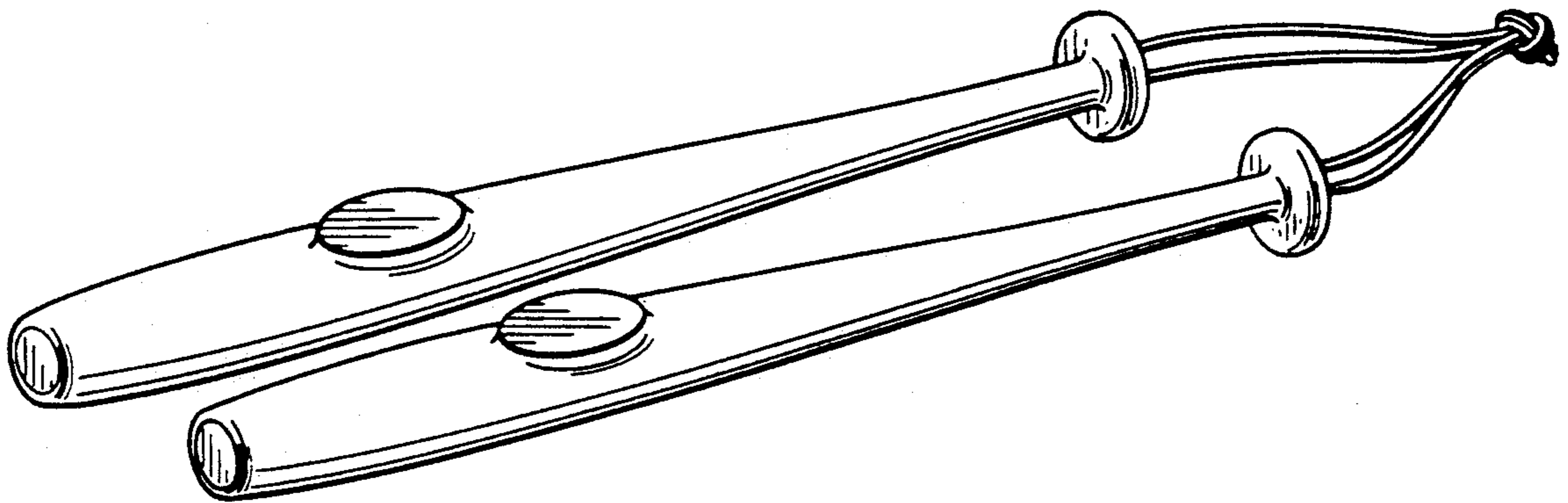
[56] **References Cited**

U.S. PATENT DOCUMENTS

D. 151,600	11/1948	Colm	D34/15
257,785	5/1882	Teter .	
D. 300,438	3/1989	Berghash et al.	D21/64
D. 312,844	12/1990	Jones	D21/65
1,158,298	10/1915	Ryan	D21/65
2,004,265	6/1935	Zadek et al.	46/46
3,137,504	6/1964	Zordan et al.	273/26
3,460,830	8/1969	Barlow et al.	273/1

DESCRIPTION

FIG. 1 is a perspective view of a noisemaker showing my new design;
FIG. 2 is an end elevational view thereof;
FIG. 3 is a side elevational view thereof;
FIG. 4 is an end elevational view of the end opposite that shown in Figure; and,
FIG. 5 is a top plan view thereof.



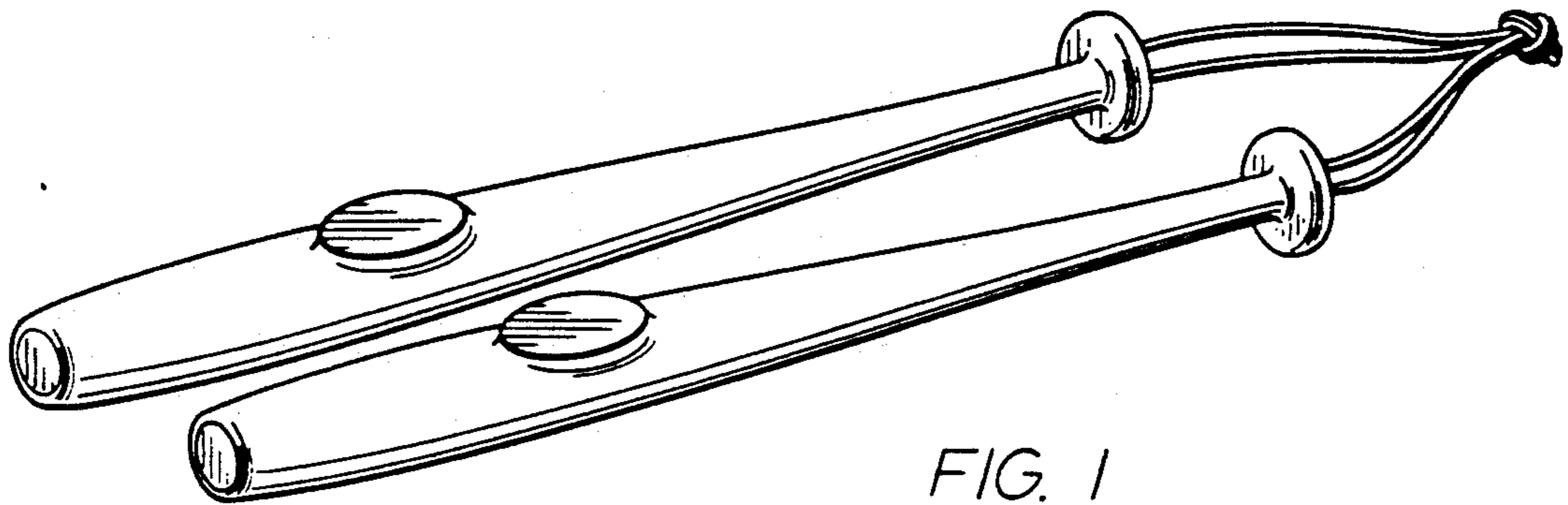


FIG. 1




FIG. 2




FIG. 4




FIG. 3

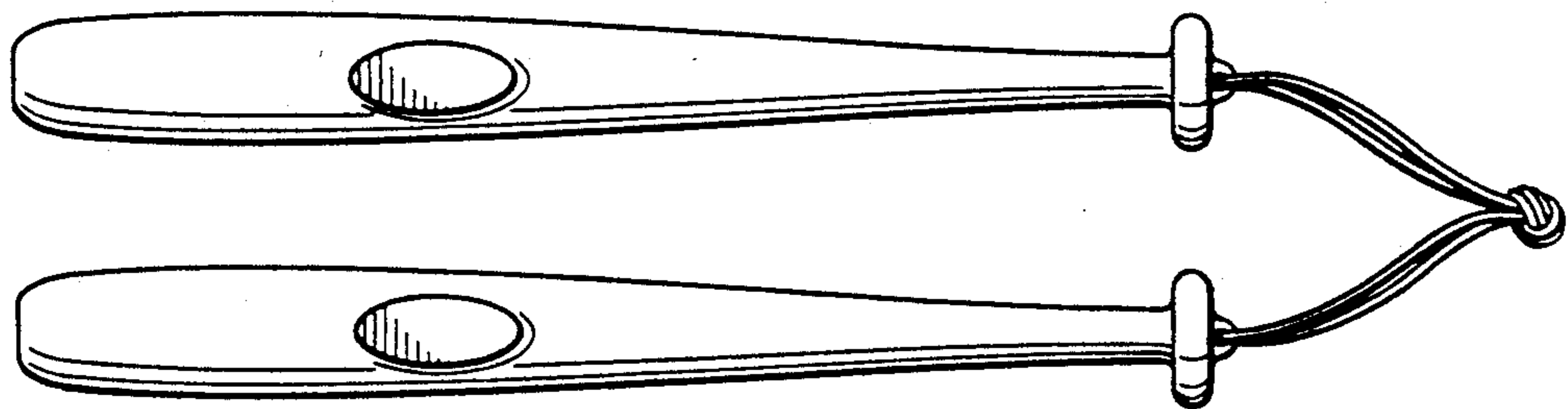


FIG. 5