



US00D323839S

# United States Patent [19]

[11] Patent Number: **Des. 323,839**

Cox

[45] Date of Patent: **\*\* Feb. 11, 1992**

[54] **OIL AND GAS MIXING FUNNEL**

4,144,916	3/1979	Alderman	3/4
4,549,585	10/1985	Emerson	11/6
4,913,179	4/1990	Engel et al.	141/96 X

[76] Inventor: **Larry D. Cox, 7203 Lawrence Lake Rd., Fort Worth, Tex. 76135**

*Primary Examiner*—Bruce W. Dunkins  
*Assistant Examiner*—Antoine D. Davis  
*Attorney, Agent, or Firm*—James E. Bradley

[\*\*] Term: **14 Years**

[21] Appl. No.: **434,844**

[57] **CLAIM**

[22] Filed: **Nov. 13, 1989**

The ornamental design for an oil and gas mixing funnel, as shown and described.

[52] U.S. Cl. .... **D15//150; D7/700**

[58] Field of Search ..... **D15/150, 151, 152, 199; D7/700; 141/95, 105, 297; 366/160, 336**

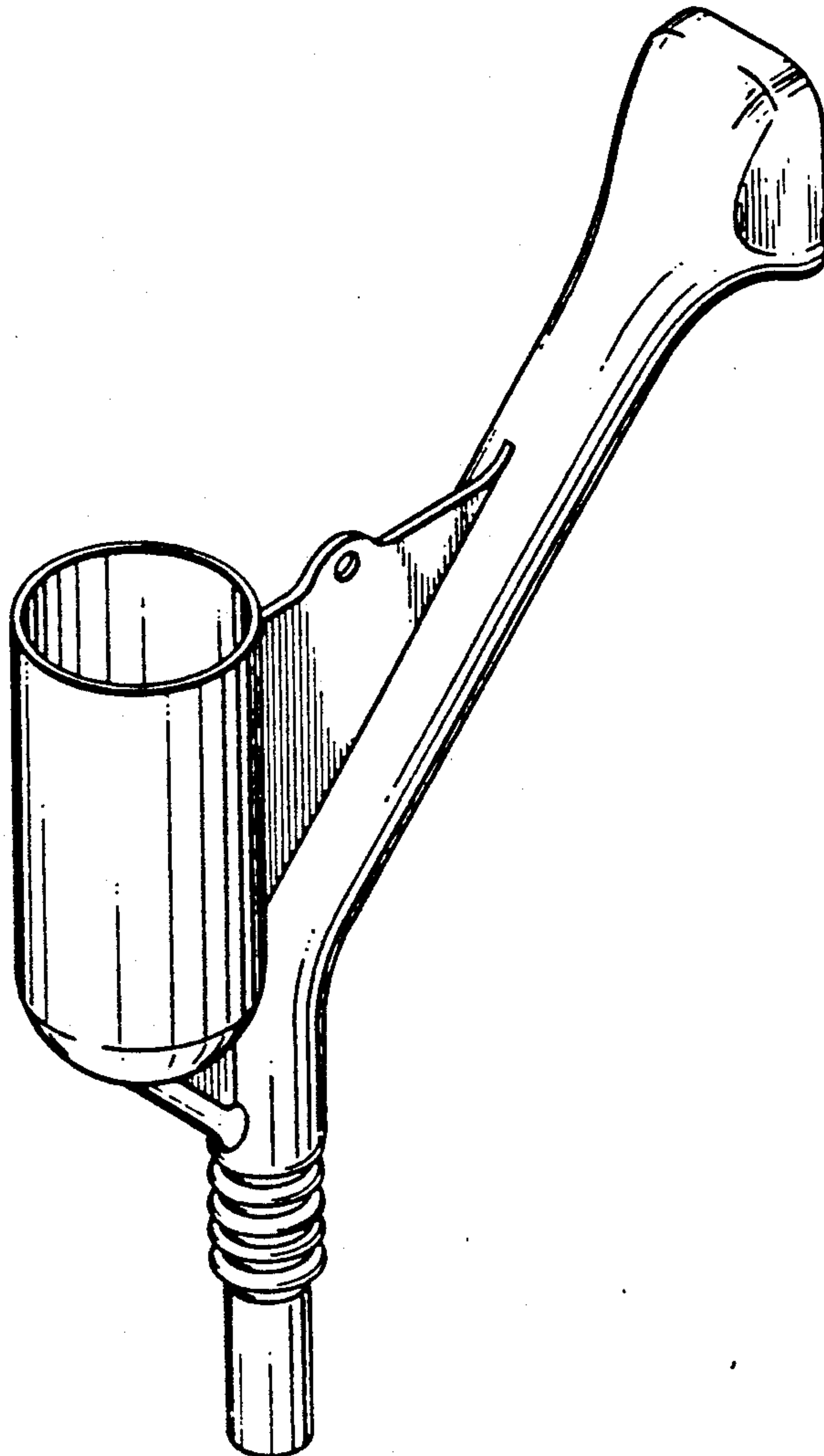
**DESCRIPTION**

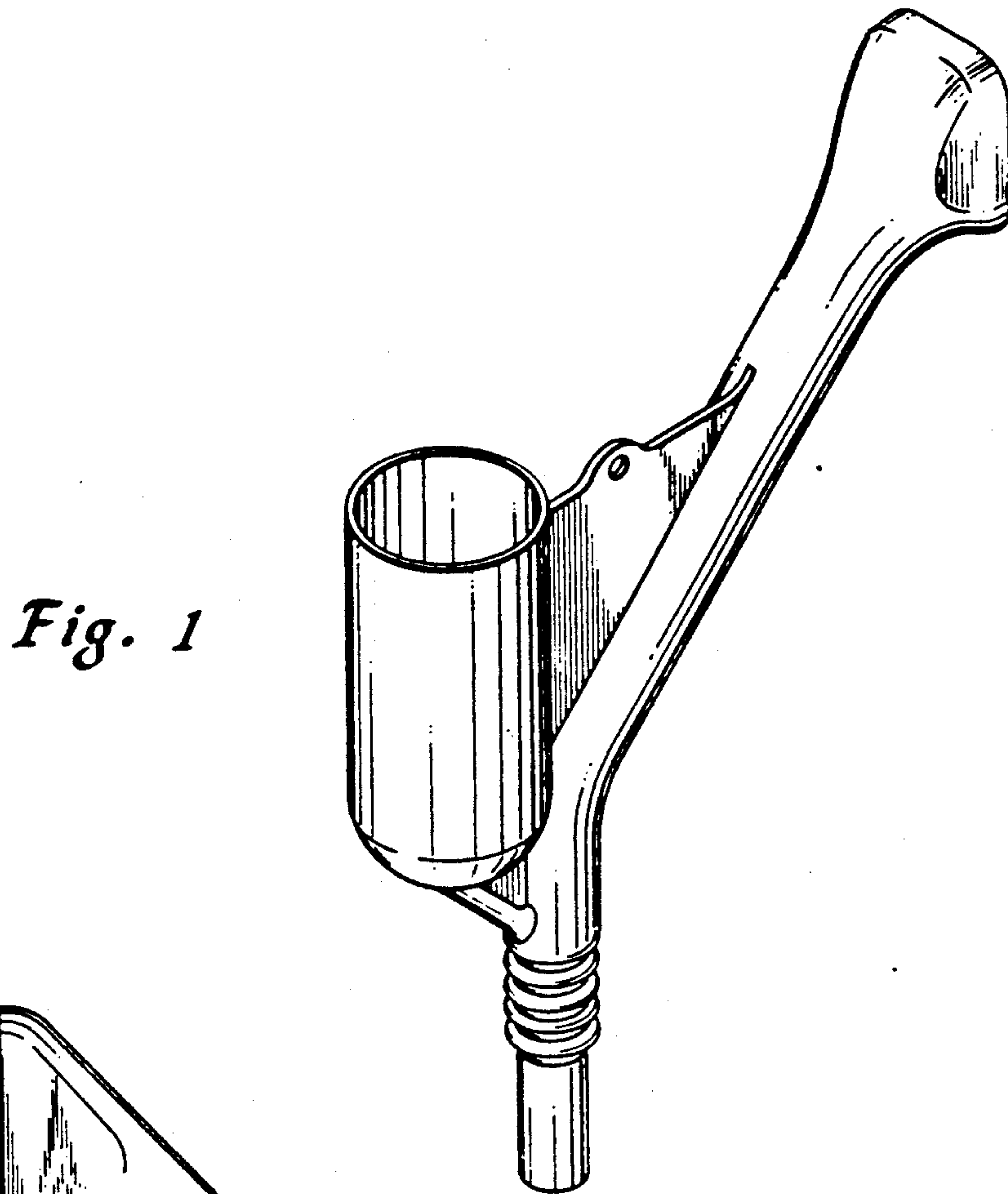
[56] **References Cited**

FIG. 1 is a perspective view of an oil and gas mixing funnel showing my new design; FIG. 2 is a left side elevational view; FIG. 3 is a top plan view; FIG. 4 is a bottom plan view; FIG. 5 is a front elevational view; and FIG. 6 is a rear elevational view thereof. FIG. 1 has been drawn on a reduced scale with respect to FIGS. 2-6.

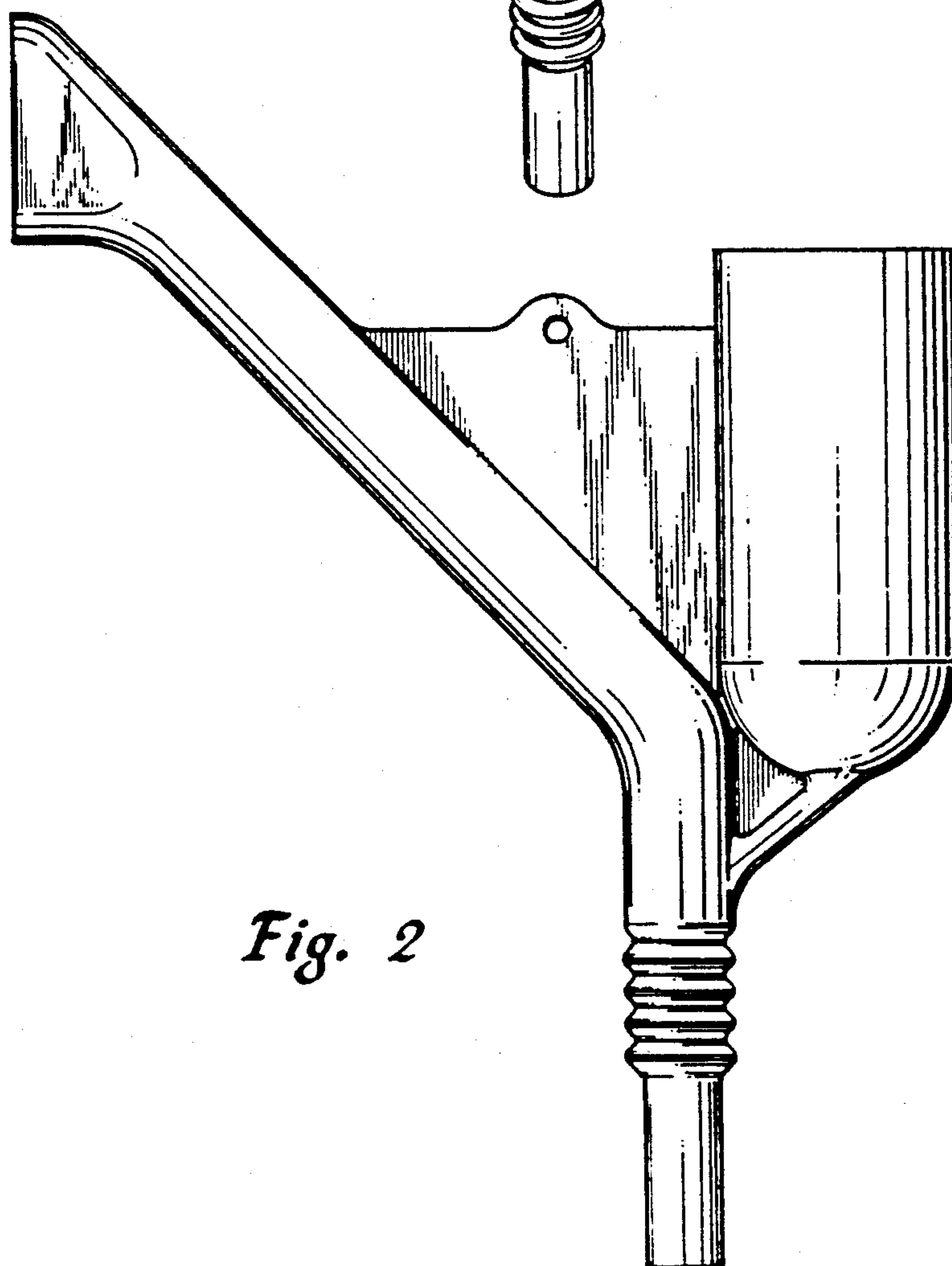
**U.S. PATENT DOCUMENTS**

D. 208,808	10/1967	Hasenbank	D15/150 X
D. 212,036	8/1968	Hasenbank	D15/150 X
D. 282,807	3/1986	Hasse	D7/700
D. 310,317	9/1990	Broderick et al.	D7/700
657,080	9/1900	Belden	141/297 X
2,902,062	10/1956	Von Smekal	141/105

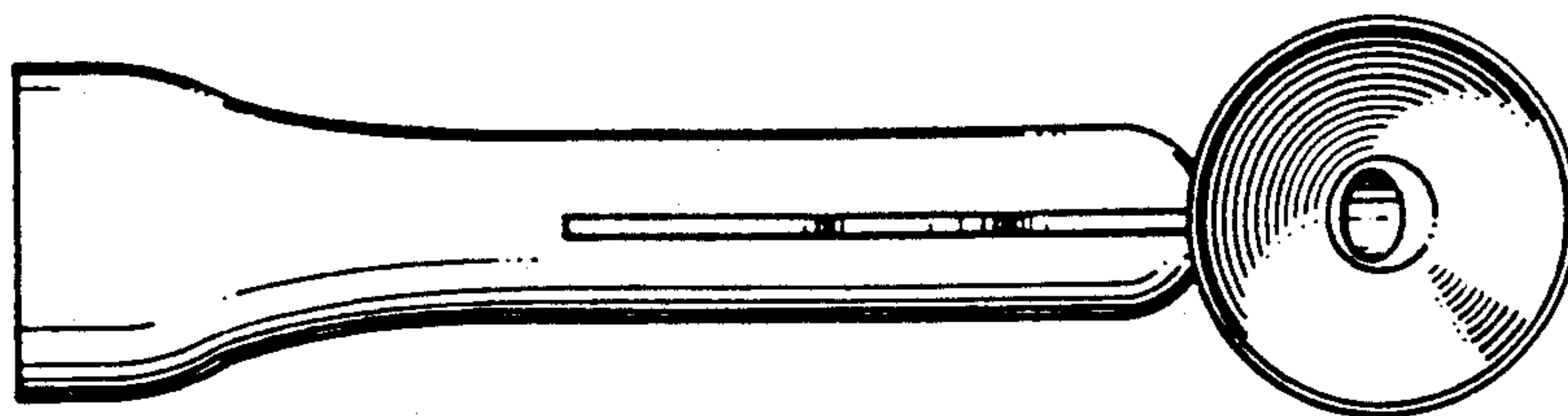





*Fig. 1*




*Fig. 2*




*Fig. 3*



*Fig. 4*



*Fig. 5*



*Fig. 6*