



US00D323820S

United States Patent [19]

[11] Patent Number: Des. 323,820

Gauldfeldt et al.

[45] Date of Patent: ** Feb. 11, 1992

[54] PORTABLE OPTICAL DISK STORAGE DEVICE

D. 306,578	3/1990	Ishikawa et al.	D14/109
D. 306,579	3/1990	Hara et al.	D14/109
D. 308,361	6/1990	Nakamura et al.	D14/109

[75] Inventors: David M. Gauldfeldt, Sterling, Va.; Alan E. Dixon, Potomac, Md.

Primary Examiner—Wallace R. Burke
Assistant Examiner—Freda S. Nunn
Attorney, Agent, or Firm—Roger M. Rickert; Richard T. Seeger

[73] Assignee: Magnavox Electronic Systems Company, Fort Wayne, Ind.

[**] Term: 14 Years

[57] CLAIM

[21] Appl. No.: 447,144

The ornamental design for a portable optical disk storage device, as shown and described.

[22] Filed: Dec. 7, 1989

DESCRIPTION

[52] U.S. Cl. D14/109

[58] Field of Search D14/100, 107, 109; D13/162, 184, 199; 360/97.01-99.12; 361/380-385, 390-395, 330-335; 174/52.1; 369/106-109, 275

FIG. 1 is a reduced top front right side perspective view of a portable optical disk storage device showing our new design;

FIG. 2 is a top plan view thereof;

FIG. 3 is a bottom plan view thereof;

FIG. 4 is a front elevational view thereof;

FIG. 5 is a rear elevational view thereof;

FIG. 6 is a right side elevational view thereof; and


FIG. 7 is a left side elevational view thereof.

The cords are shown broken away in the views to indicate indeterminate length.

[56] References Cited

U.S. PATENT DOCUMENTS

D. 286,289	10/1986	Barr et al.	D14/100
D. 304,332	10/1989	Hara	D14/109
D. 306,286	2/1990	Sawatani et al.	D14/109
D. 306,437	3/1990	Hara	D14/109






FIG. 1

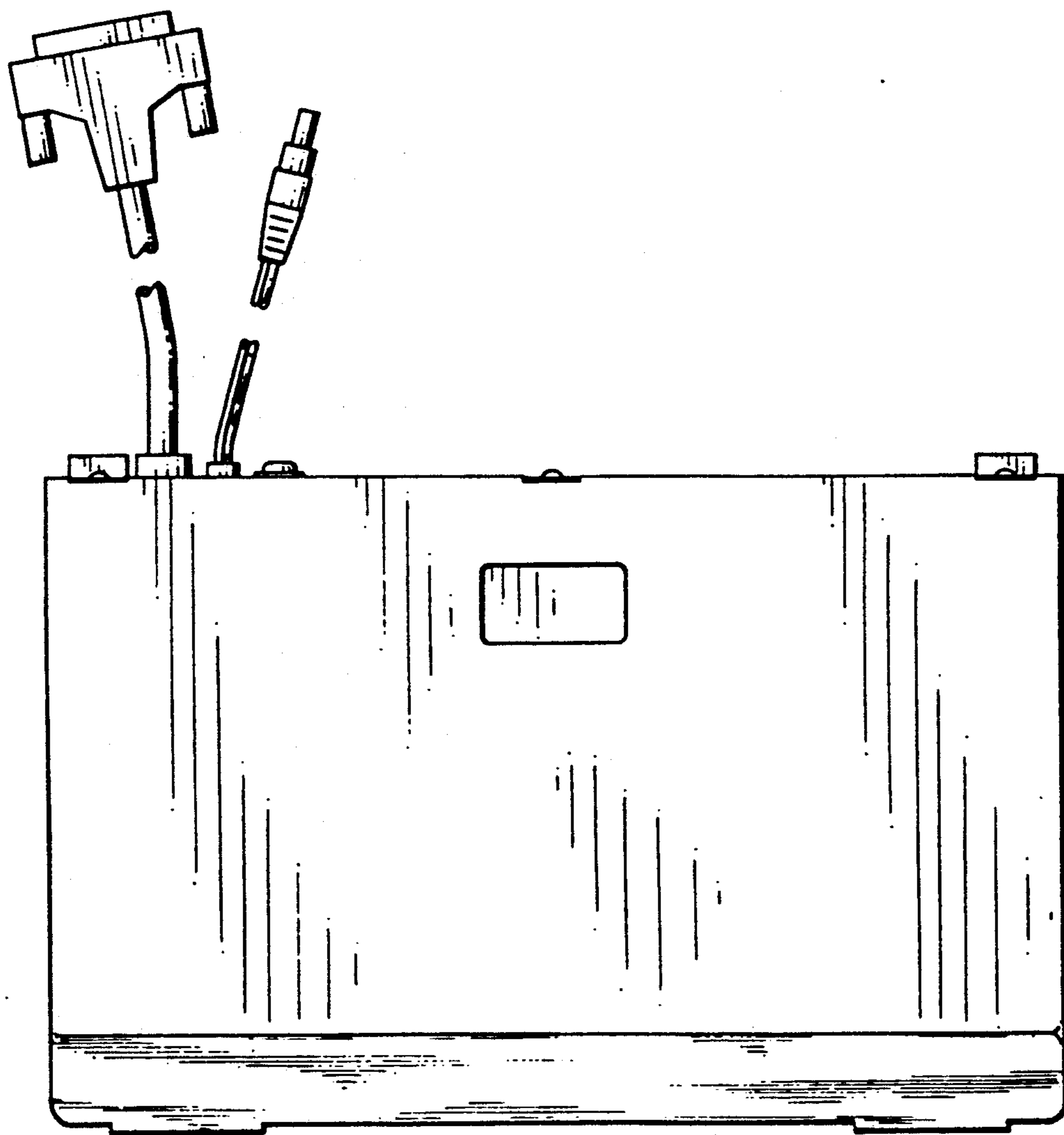


FIG. 2

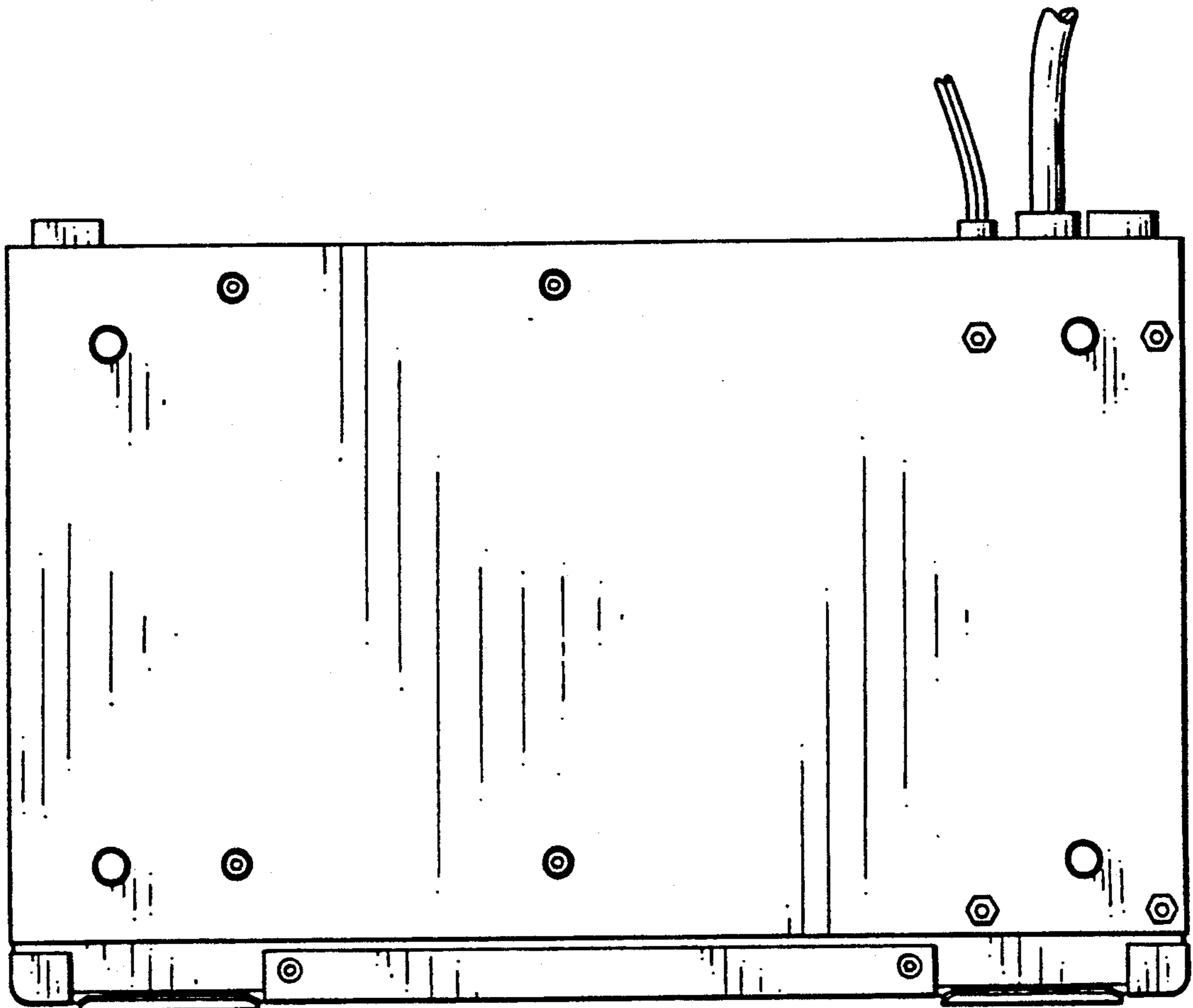


FIG. 3




FIG. 4

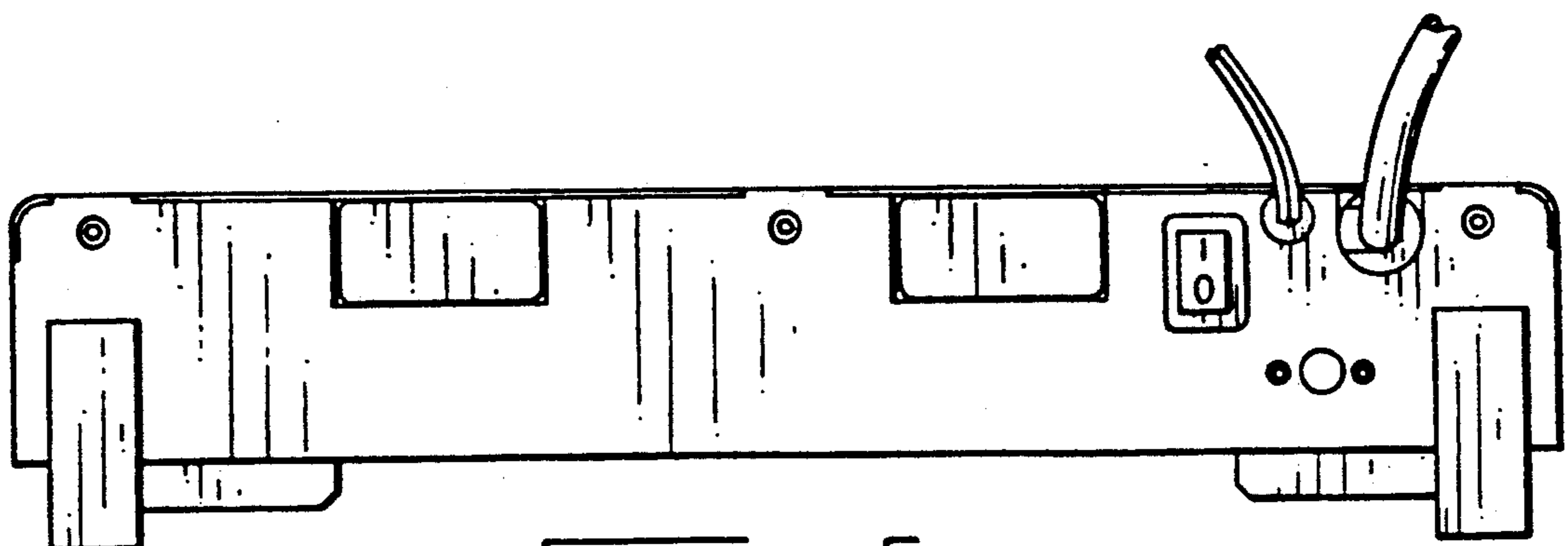


FIG. 5

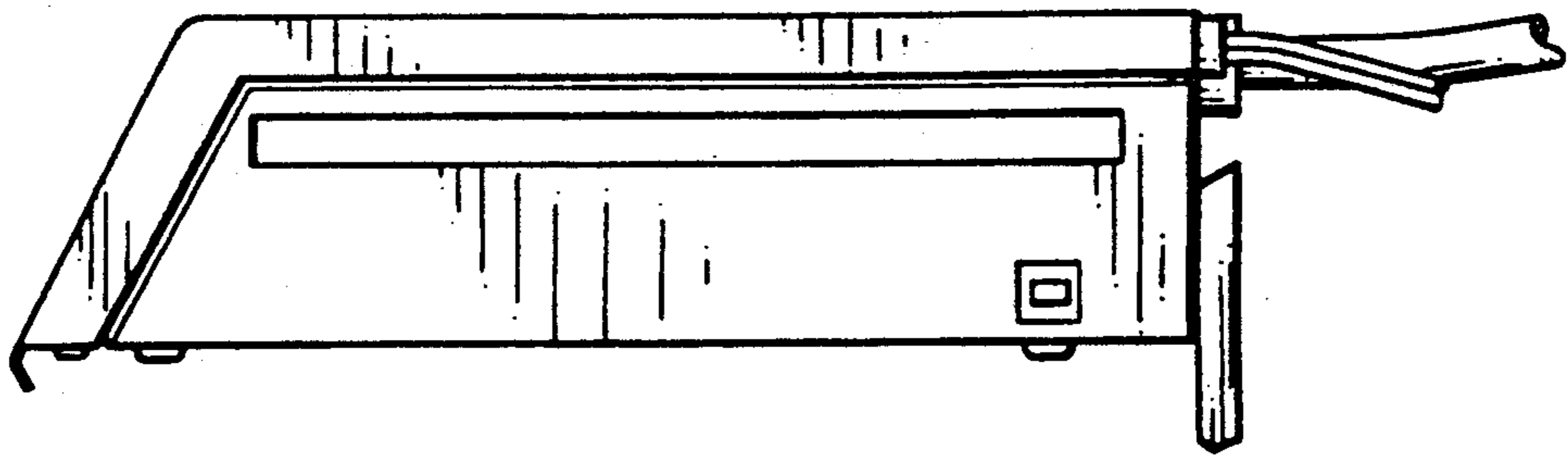


FIG. 6

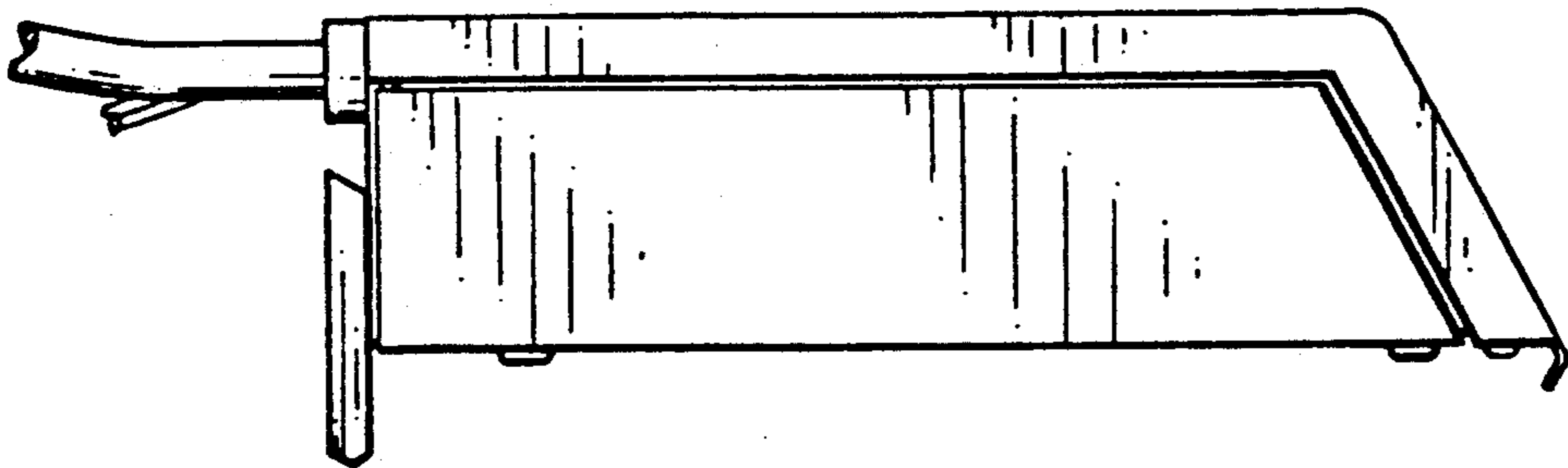


FIG. 7