



US00D323801S

**United States Patent** [19]  
**Kajita**

[11] **Patent Number: Des. 323,801**

[45] **Date of Patent: \*\* Feb. 11, 1992**

[54] **AUTOMOBILE TIRE**

61606 3/1988 Japan ..... 152/209 R

[75] **Inventor: Hiroaki Kajita, Hyogo, Japan**

[73] **Assignee: Sumitomo Rubber Industries, Ltd.,  
Hyogo, Japan**

[\*\*] **Term: 14 Years**

[21] **Appl. No.: 298,506**

[22] **Filed: Jan. 18, 1989**

[30] **Foreign Application Priority Data**

Jul. 19, 1988 [JP] Japan ..... 63-28790

[52] **U.S. Cl. .... D12/147**

[58] **Field of Search .... D12/141-143,  
D12/145-148; 152/209 R, 209 D**

[56] **References Cited**

**U.S. PATENT DOCUMENTS**

D. 309,883 8/1990 Barnett ..... D12/143

**FOREIGN PATENT DOCUMENTS**

287803 12/1986 Japan ..... 152/209 R

**OTHER PUBLICATIONS**

1988 Tread Design Guide, p. 45, Kelly Springfield  
Charger HR Tire, third row down from top, left side of  
page.

1988 Tread Design Guide, A Bennett Garfield Publica-  
tion, p. 16, Bridgestone RCOT SF-370 tire.

*Primary Examiner*—James M. Gandy

[57] **CLAIM**

The ornamental design for an automobile tire, as shown  
and described.

**DESCRIPTION**

FIG. 1 is a perspective view of an automobile tire show-  
ing my new design, it being understood that the tread  
design is repeated uniformly throughout the circumfer-  
ence of the tire and the opposite side is the same as that  
shown;

FIG. 2 is a front elevational view thereof;

FIG. 3 is a side elevational view thereof; and

FIG. 4 is an enlarged fragmentary front elevational view  
thereof.

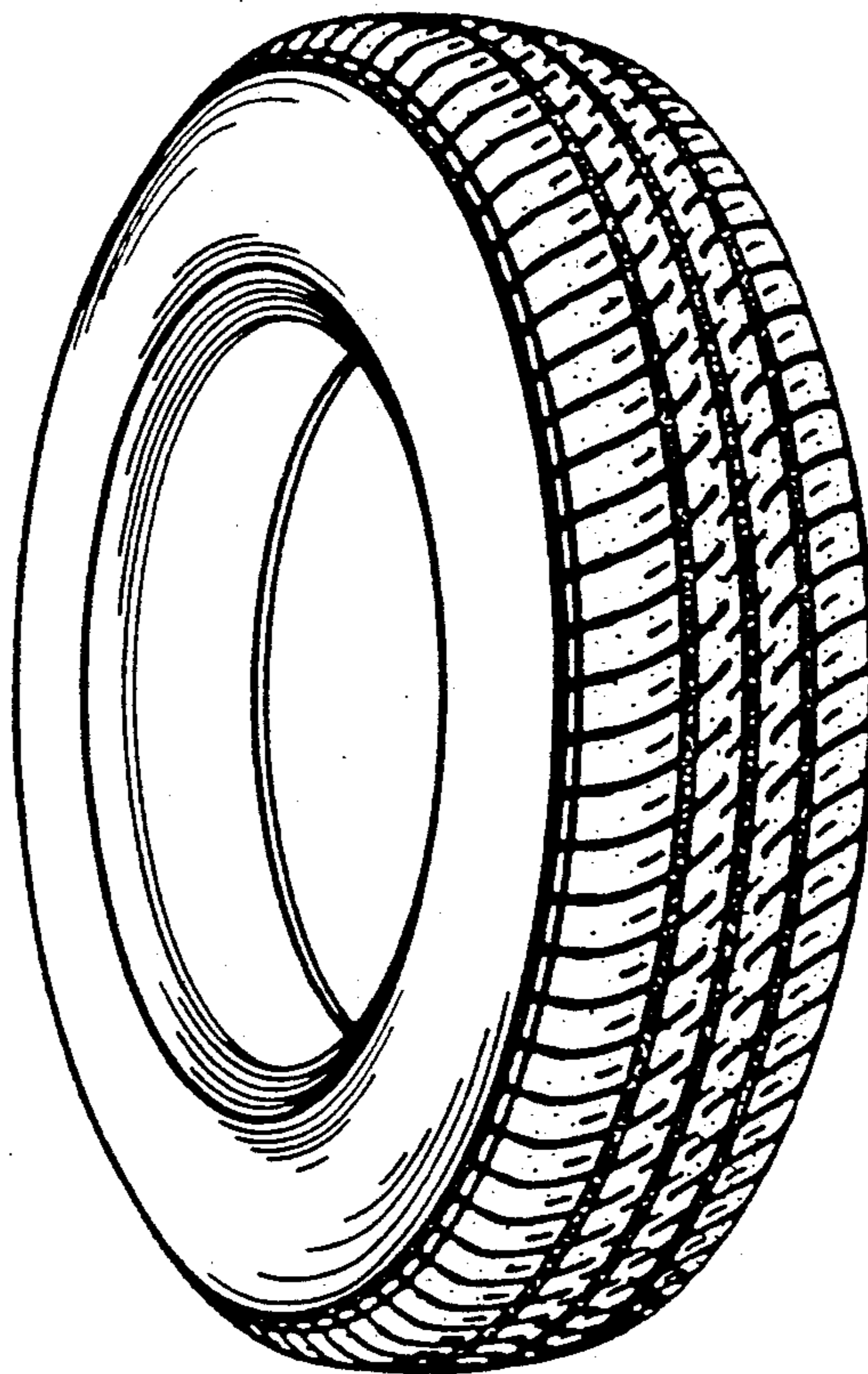


FIG. 1

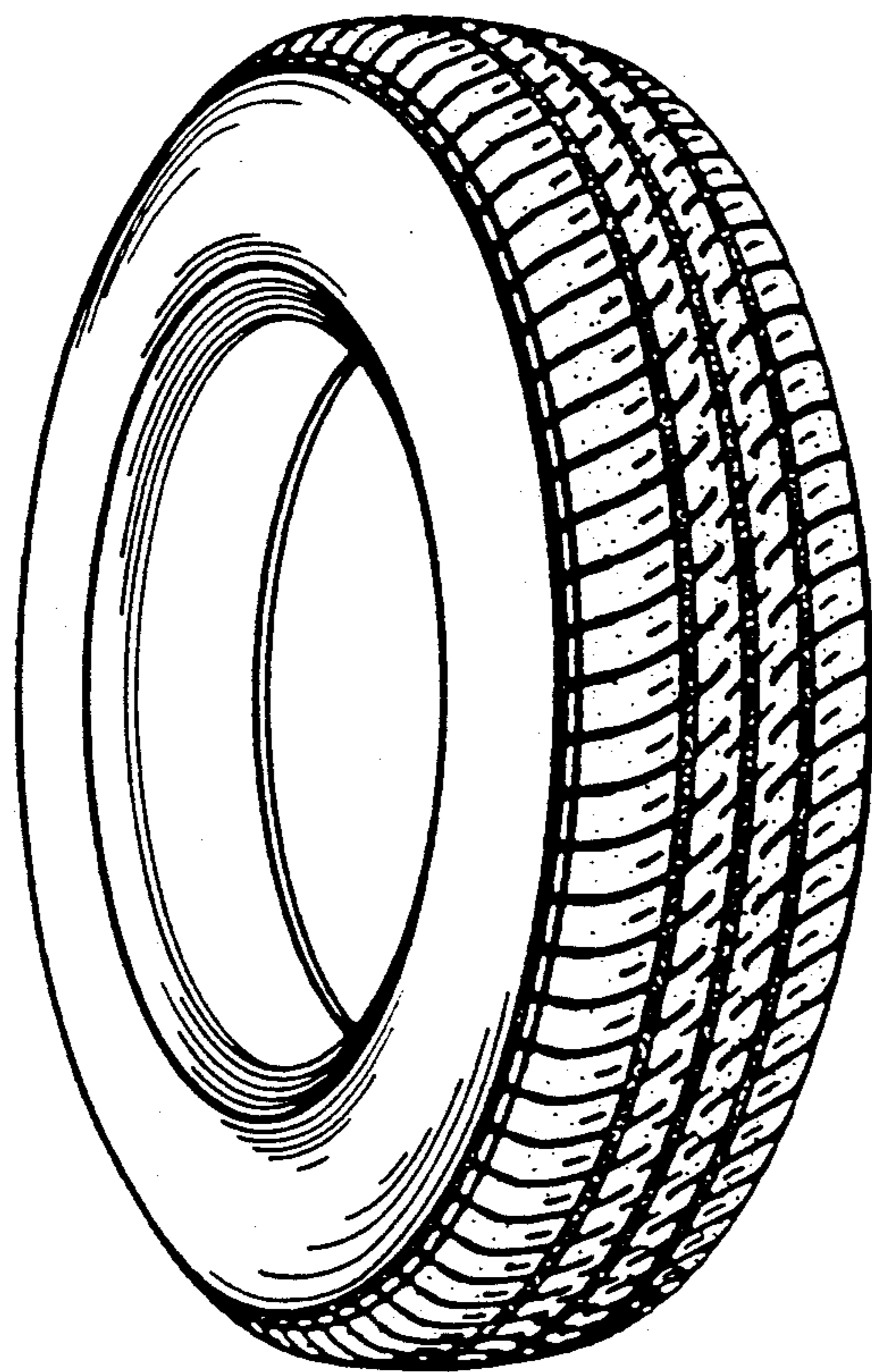


FIG. 2




FIG. 3

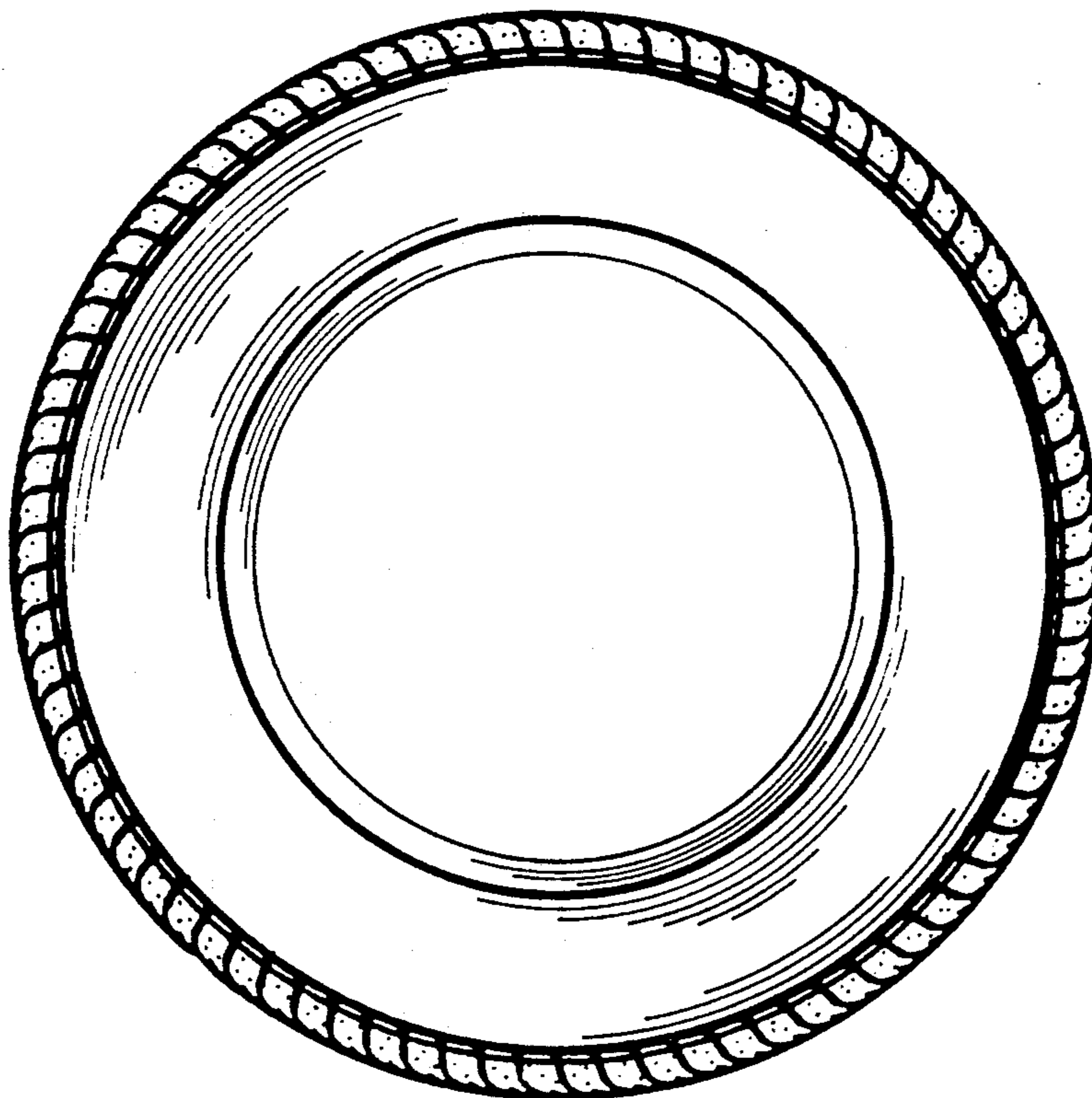


FIG. 4

