



US00D323800S

# United States Patent [19]

[11] Patent Number: **Des. 323,800**

Crump et al.

[45] Date of Patent: **\*\* Feb. 11, 1992**

## [54] TIRE TREAD AND BUTTRESS

[75] Inventors: **Robert L. Crump, Cumberland, Md.;  
Herbert H. Schad, Hyndman, Pa.**

[73] Assignee: **Goodyear Tire & Rubber Company**

[\*\*] Term: **14 Years**

[21] Appl. No.: **483,517**

[22] Filed: **Feb. 22, 1990**

[52] U.S. Cl. .... **D12/146**

[58] Field of Search ..... **D12/141-143,  
D12/145-151; 152/209 R, 209 A, 209 B, 209 D**

### [56] References Cited

#### U.S. PATENT DOCUMENTS

D. 237,375	10/1975	Samjd .....	D12/142
D. 244,129	4/1977	Kolowski et al. ....	D12/143
D. 263,129	2/1982	Loeffler et al. ....	D12/146
D. 278,137	3/1985	Larsen et al. ....	D12/147
D. 287,840	1/1987	Ono .....	D12/147
D. 288,546	3/1987	Mizushima et al. ....	D12/146
D. 306,846	3/1990	Guspodin .....	D12/146

## OTHER PUBLICATIONS

1989 Tread Design Guide, p. 26, Dean Galaxie G. T. Radial Tire, third row down from top & second tire in from right side of page.

*Primary Examiner*—James M. Gandy

## [57] CLAIM

The ornamental design for a tire tread and buttress, as shown and described.

## DESCRIPTION

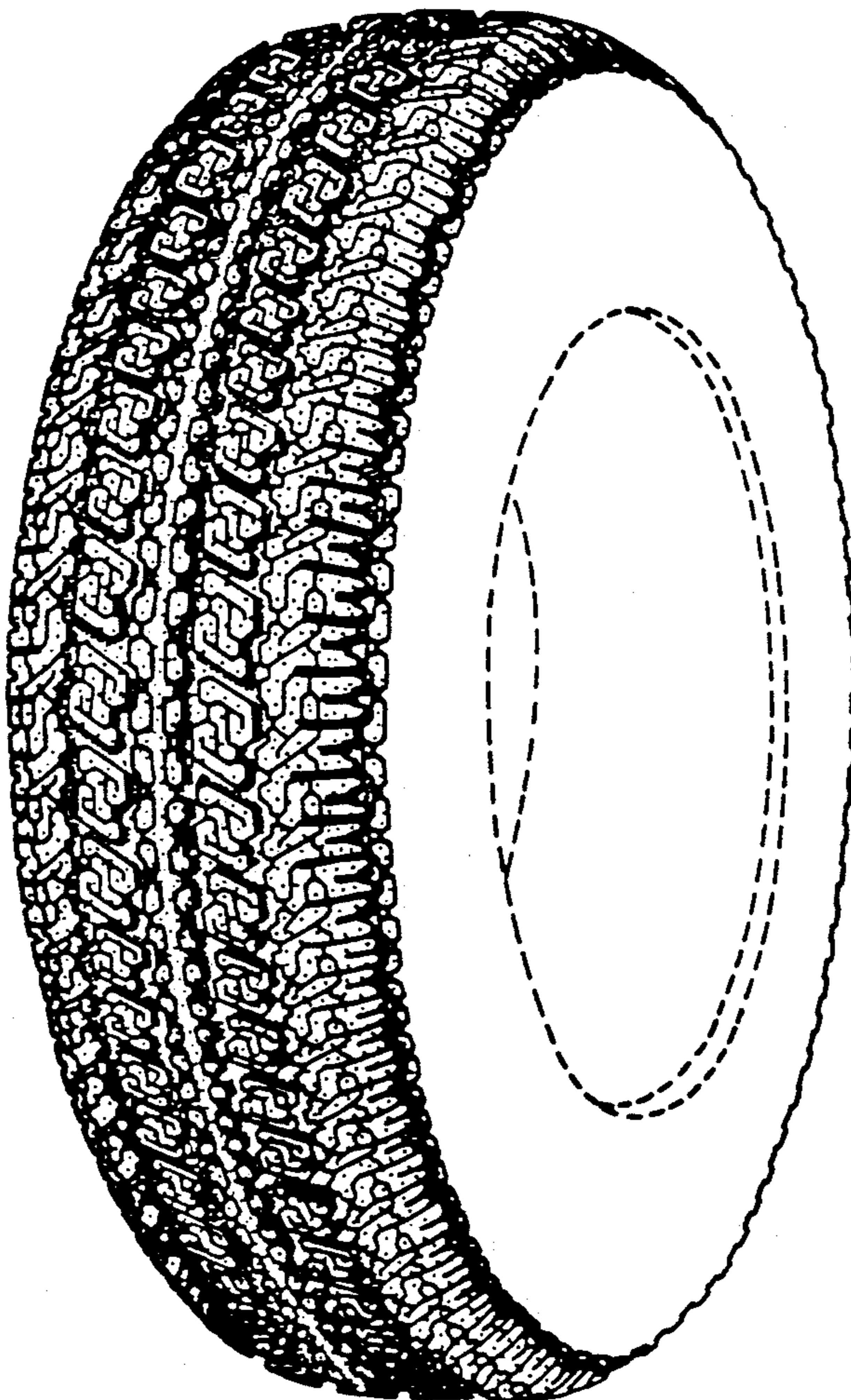
FIG. 1 is a perspective view of a tire tread and buttress showing our new design, it being understood that the pattern is repeated throughout the circumference of the tread and buttress, the opposite side being substantially the same as that shown;

FIG. 2 is a front elevation view thereof;

FIG. 3 is a fragmentary side elevational view thereof on a larger scale; and

FIG. 4 is a fragmentary front elevational view thereof on a larger scale.

The broken line showing of environmental structure in FIGS. 1 and 3 of the drawing is for illustrative purposes only and forms no part of the claimed design.



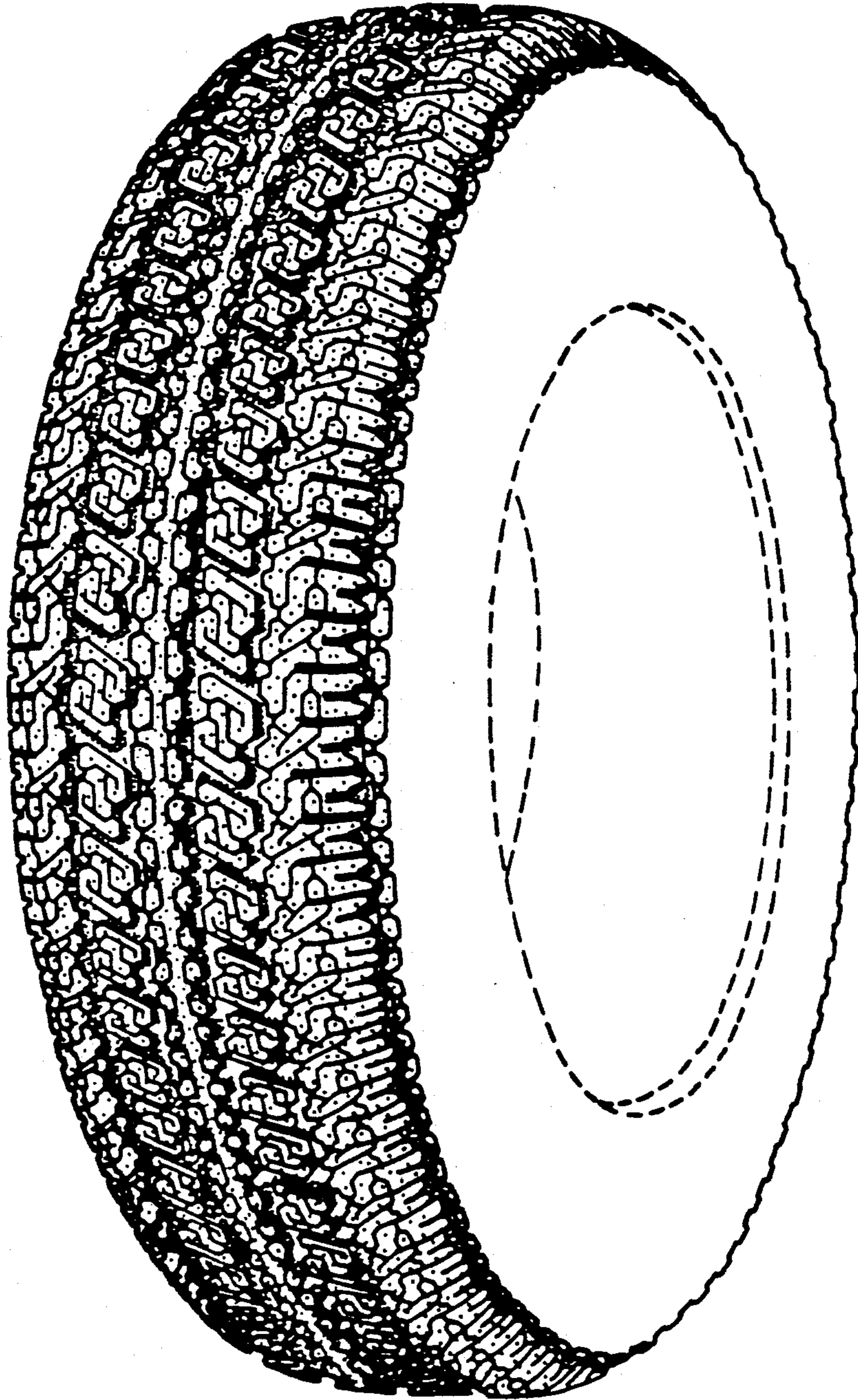


FIG. 1





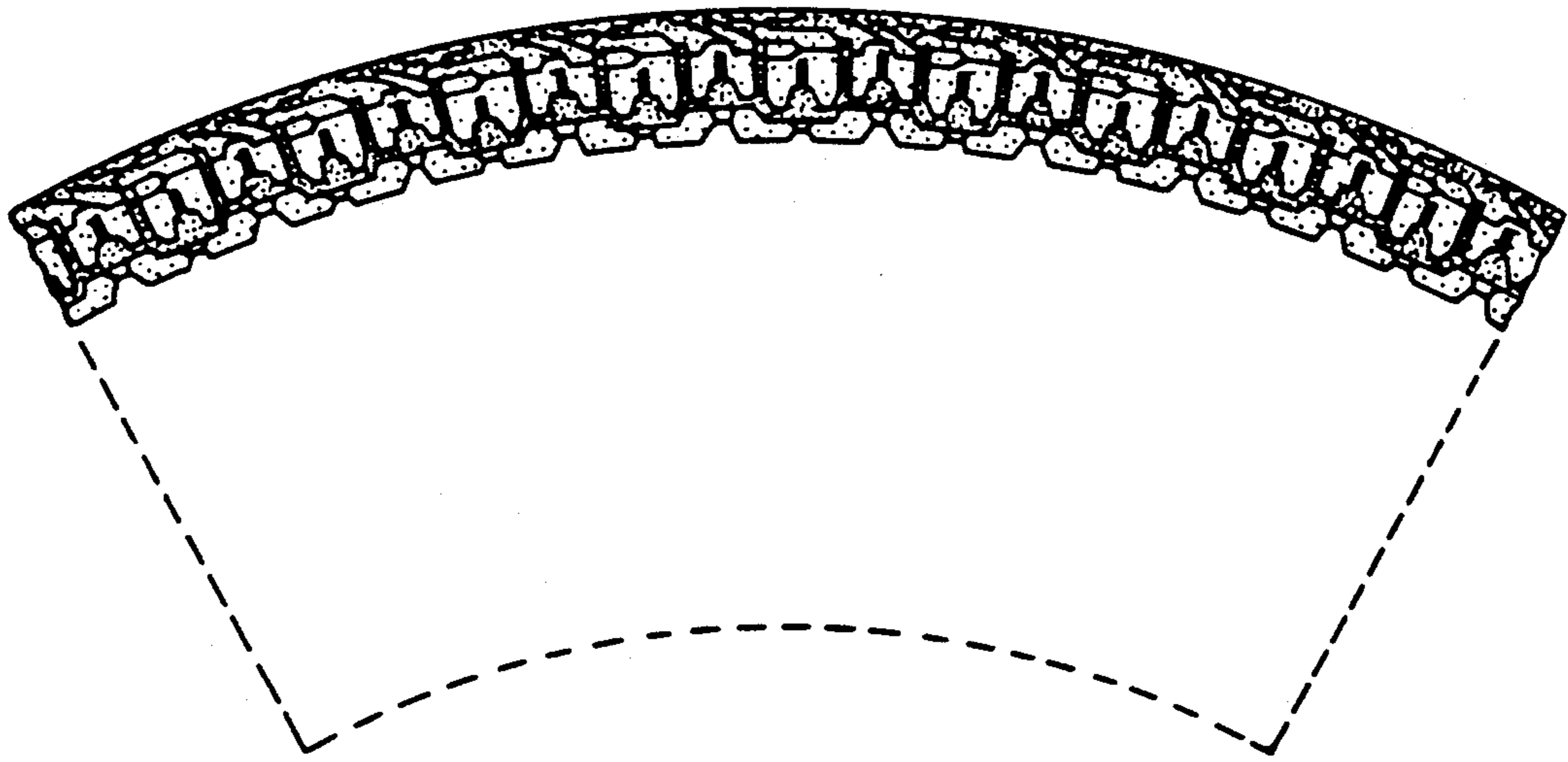


Fig. 2

**FIG. 3**



**FIG. 4**