



US00D323796S

United States Patent [19]

[11] **Patent Number: Des. 323,796**

Spensieri

[45] **Date of Patent: ** Feb. 11, 1992**

[54] **TROPHY**

OTHER PUBLICATIONS

[76] **Inventor: Luca Spensieri, 24 Eton Rd.,
Bronxville, N.Y. 10708**

Syracuse Ornamental Co. Catalog; 1937; p. 5, Book-ends, No. 00641.

[**] **Term: 14 Years**

Syracuse Ornamental Co. Catalog; 1942; p. 21; Washington Plaque #9748.

[21] **Appl. No.: 535,878**

Primary Examiner—Bernard Ansher
Assistant Examiner—Dominic Simone
Attorney, Agent, or Firm—Michael I. Kroll

[22] **Filed: Jun. 11, 1990**

[52] **U.S. Cl. D11/160; D11/136**

[58] **Field of Search D11/122, 131, 132, 136,
D11/160; 428/913.3, 13, 14, 542.2**

[57] **CLAIM**

The ornamental design for a trophy, as shown and described.

[56] **References Cited**

DESCRIPTION

U.S. PATENT DOCUMENTS

D. 64,434	4/1924	Ascherl	D11/160 X
D. 85,614	11/1931	Hyman	D11/136
D. 123,411	11/1940	Marovich	D11/122 X
D. 138,704	9/1944	Dannell	D11/122
D. 140,991	4/1945	Dannell	D11/122
D. 318,028	7/1991	Beard	D11/160
2,451,913	10/1948	Brice	428/13 X
4,180,930	1/1980	Di Matteo	D11/160 X

FIG. 1 is a top perspective view of a trophy showing my new design;
FIG. 2 is a front elevational view thereof;
FIG. 3 is a right side elevational view thereof;
FIG. 4 is a top plan view thereof;
FIG. 5 is a left side elevational view thereof;
FIG. 6 is a rear elevational view thereof; and
FIG. 7 is a bottom plan view thereof.




Fig. 1





Fig. 2

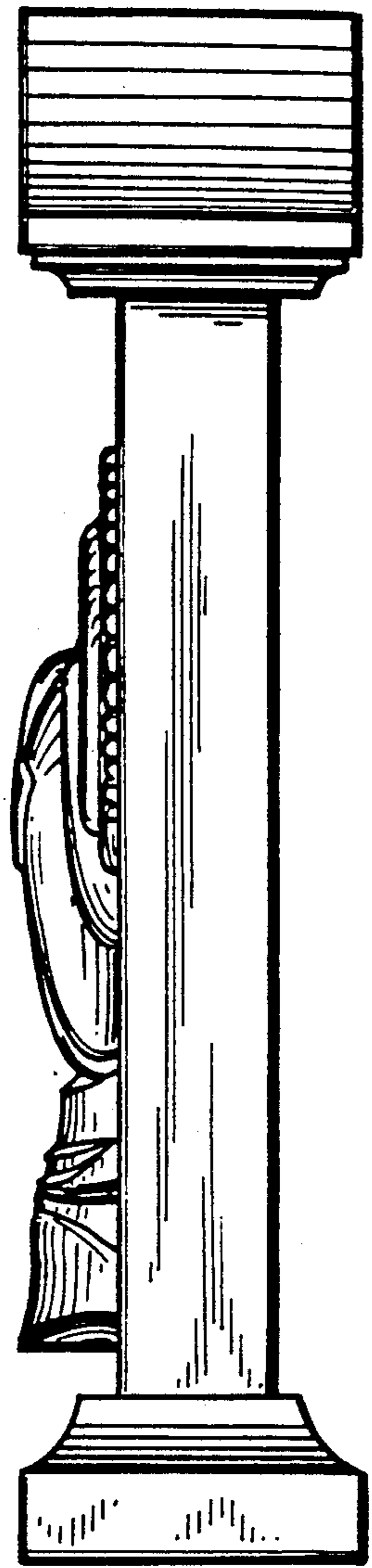


Fig. 3

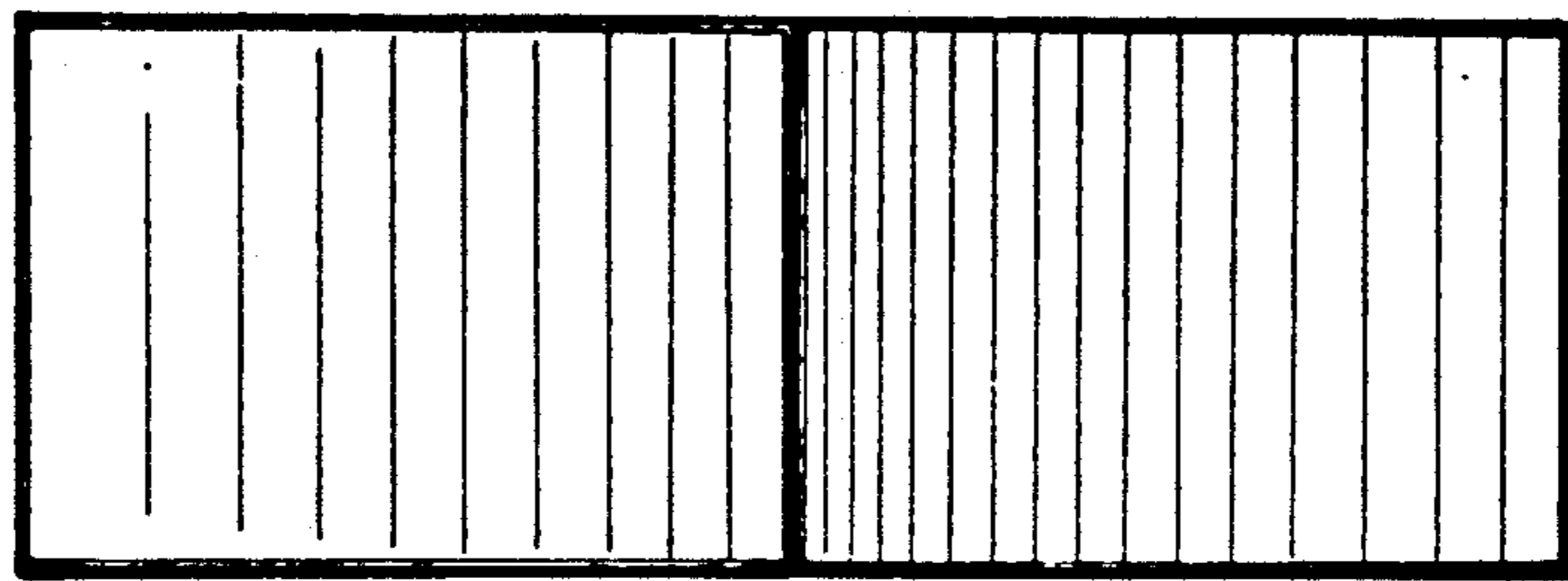


Fig. 4

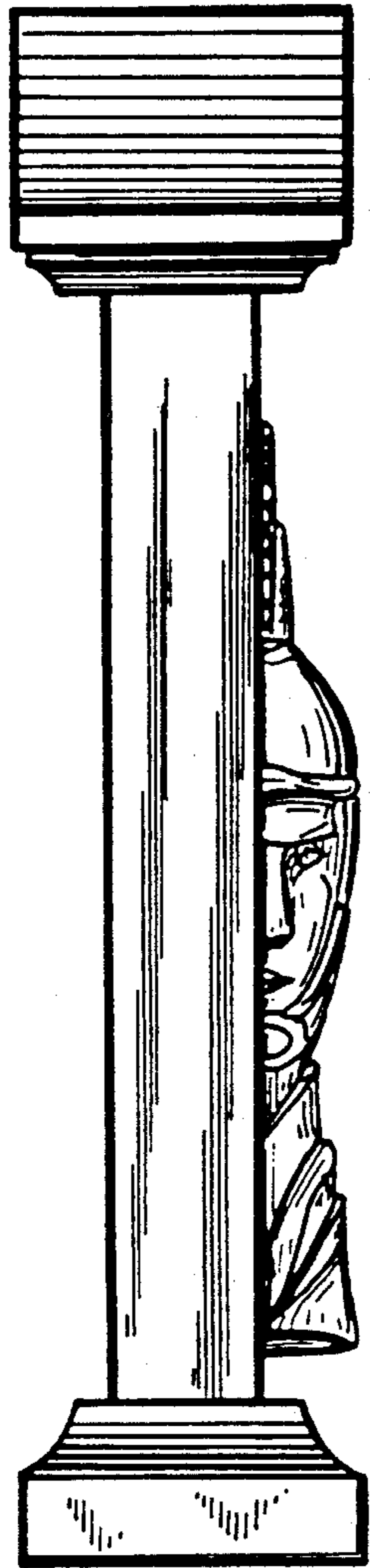


Fig. 5

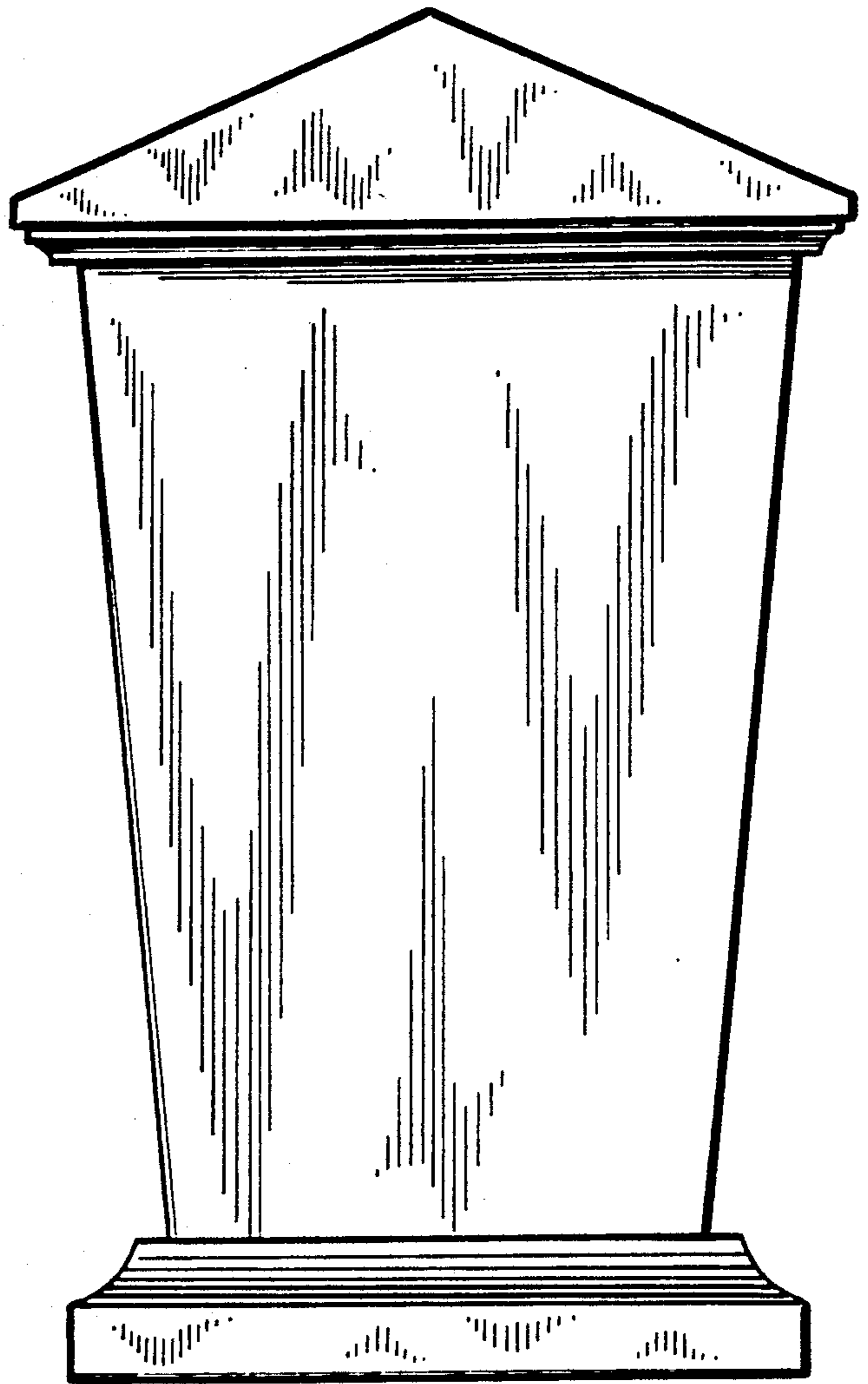


Fig. 6




Fig. 7