



US00D323786S

# United States Patent [19]

[11] Patent Number: **Des. 323,786**

**Ishizaka**

[45] Date of Patent: **\*\* Feb. 11, 1992**

## [54] WRIST WATCH

[75] Inventor: **Shingo Ishizaka**, Hachioji, Japan

[73] Assignee: **Casio Computer Co., Ltd.**, Tokyo, Japan

[\*\*] Term: **14 Years**

[21] Appl. No.: **403,722**

[22] Filed: **Sep. 6, 1989**

[52] U.S. Cl. .... **D10/38; D10/30**

[58] Field of Search ..... **D10/1-40, D10/122-132; 368/107-121, 82-84, 239-242, 280-282, 285**

### [56] References Cited

#### U.S. PATENT DOCUMENTS

- D. 287,470 12/1986 Houlihan ..... D10/30
- D. 295,729 5/1988 Suzuki ..... D10/39

## OTHER PUBLICATIONS

*Best Cat.* 1986/1987—p. 97—watch at top right.  
*Jeweler's Circular—Keystone*—8/85—p. 51—watch at top left.

*Primary Examiner*—Nelson C. Holtje  
*Attorney, Agent, or Firm*—Frishauf, Holtz, Goodman & Woodward

## [57] CLAIM

The ornamental design for a wrist watch, as shown and described.

## DESCRIPTION

FIG. 1 is a front elevational view of a wrist watch showing my new design;  
FIG. 2 is a top plan view thereof;  
FIG. 3 is a right side elevational view thereof;  
FIG. 4 is a left side elevational view thereof;  
FIG. 5 is a bottom plan view thereof;  
FIG. 6 is a rear elevational view thereof; and  
FIG. 7 is a front bottom perspective view thereof.



FIG. 2




FIG. 4



FIG. 1




FIG. 3




FIG. 5




FIG.6




FIG.7

