



US00D323784S

**United States Patent** [19]  
**Gueit**

[11] **Patent Number: Des. 323,784**  
[45] **Date of Patent: \*\* Feb. 11, 1992**

[54] **WRIST WATCH**

[75] **Inventor:** Jean C. Gueit, Perly, Switzerland  
[73] **Assignee:** Harry Winston Ultimate Timepiece S.A., Genève, Switzerland  
[\*\*] **Term:** 14 Years  
[21] **Appl. No.:** 378,393  
[22] **Filed:** Jul. 10, 1989  
[52] **U.S. Cl.** ..... D10/32; D10/39  
[58] **Field of Search** ..... D10/30-39;  
D11/1-4, 6, 11, 13, 16, 17; 368/15-18, 62, 69,  
80, 220-224, 228, 232-242, 276, 281-285,  
294-297

[56] **References Cited**  
**U.S. PATENT DOCUMENTS**

D. 31,919 12/1899 Maxim ..... D10/124  
D. 108,007 1/1938 Williams ..... D10/4  
D. 281,456 11/1985 Swedarsky et al. .... D11/3 X

**OTHER PUBLICATIONS**


*Swiss Watch & Jewelry Journal*; 1/1985; p. 7.  
*Primary Examiner*—Nelson C. Holtje  
*Assistant Examiner*—Caron D. Veynar  
*Attorney, Agent, or Firm*—McGlew & Tuttle


[57] **CLAIM**

The ornamental design for a wrist watch, as shown and described.

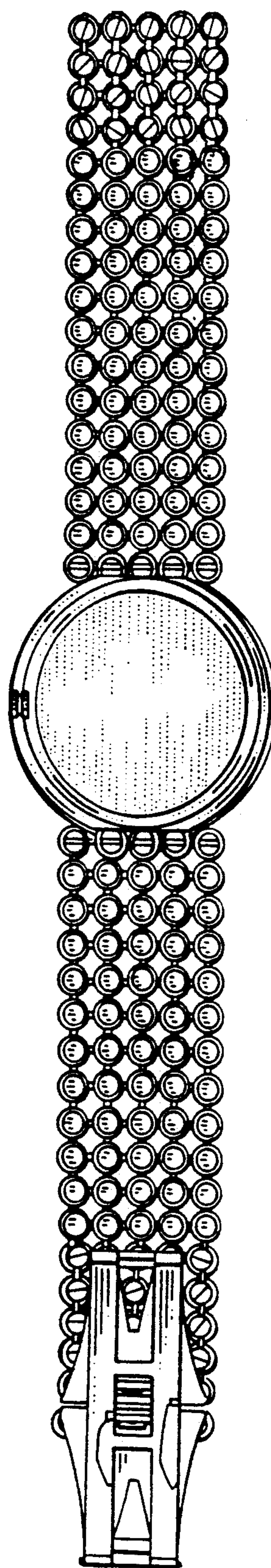
**DESCRIPTION**

FIG. 1 is a top plan view of a wrist watch showing my new design;  
FIG. 2 is a bottom plan view thereof;  
FIG. 3 is a left side elevation view thereof;  
FIG. 4 is a right side elevational view thereof;  
FIG. 5 is a perspective view thereof;  
FIG. 6 is a rear elevational view thereof, the band removed for ease of illustration; and  
FIG. 7 is a front elevational view thereof, the band removed for ease of illustration.






**FIG. 1**



**FIG. 2**

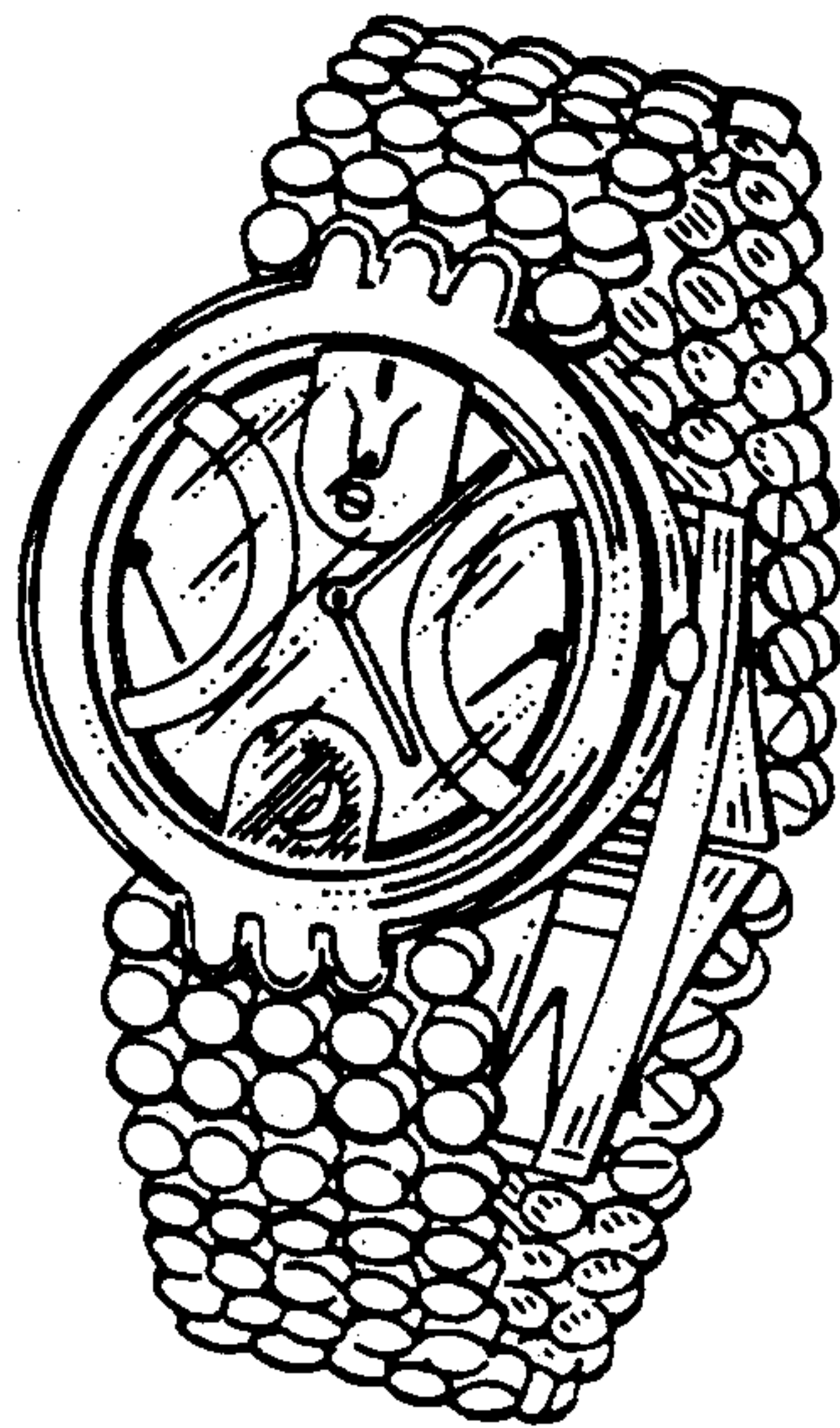


**FIG. 3**



**FIG. 4**





**FIG. 5**



**FIG. 6**



**FIG. 7**