



US00D323783S

United States Patent [19]

[11] Patent Number: **Des. 323,783**

Margaritelli

[45] Date of Patent: **** Feb. 11, 1992**

[54] **WATCH**

[75] Inventor: **Enrico Margaritelli,
Montechiarugolo, Italy**

[73] Assignee: **Compagnia Nazionale S.p.A., Parma,
Italy**

[**] Term: **14 Years**

[21] Appl. No.: **356,926**

[22] Filed: **May 24, 1989**

[30] **Foreign Application Priority Data**

Jan. 19, 1989 [IT] Italy 20454/89[U]

[52] U.S. Cl. **D10/32; D10/39**

[58] Field of Search **D10/30-33,
D10/38, 39; 368/220-238, 276, 278, 281-286,
294-297**

[56] **References Cited**

U.S. PATENT DOCUMENTS

D. 46,769 12/1914 Dilger D10/33 X

D. 54,180 11/1919 Post D10/33 X
D. 296,991 8/1988 Lauper D10/30
D. 296,994 8/1988 Lauper D10/39
3,475,902 11/1969 Wessel D10/39 X

Primary Examiner—Nelson C. Holtje
Assistant Examiner—Caron D. Veynar
Attorney, Agent, or Firm—Darby & Darby

[57] **CLAIM**

The ornamental design for a watch, as shown and described.

DESCRIPTION

FIG. 1 is a top plan view of a watch showing my new design, the broken line showings of numerals and dots are environmental only and form no part of the claimed design;

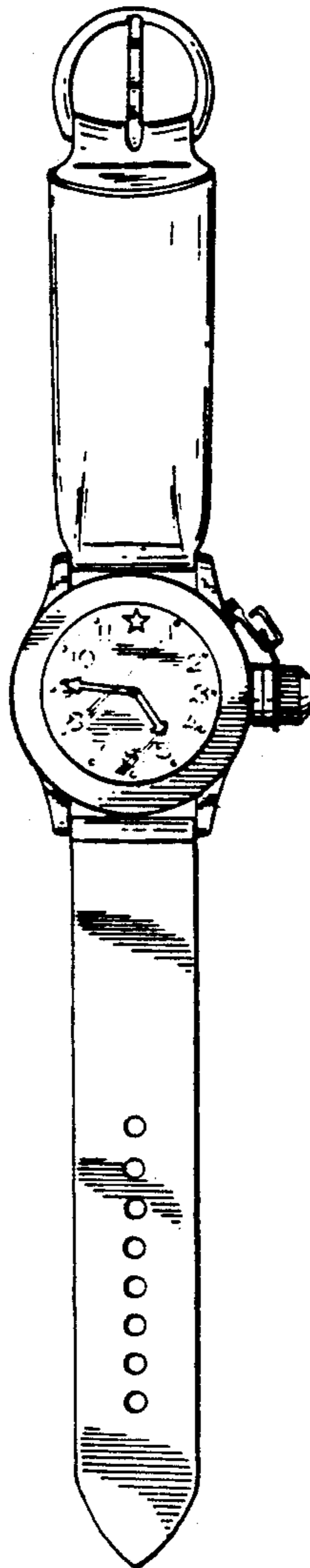
FIG. 2 is a bottom plan view thereof;

FIG. 3 is a right side elevational view thereof;

FIG. 4 is a left side elevational view thereof;

FIG. 5 is a front elevational view thereof; and

FIG. 6 is a rear elevational view thereof.



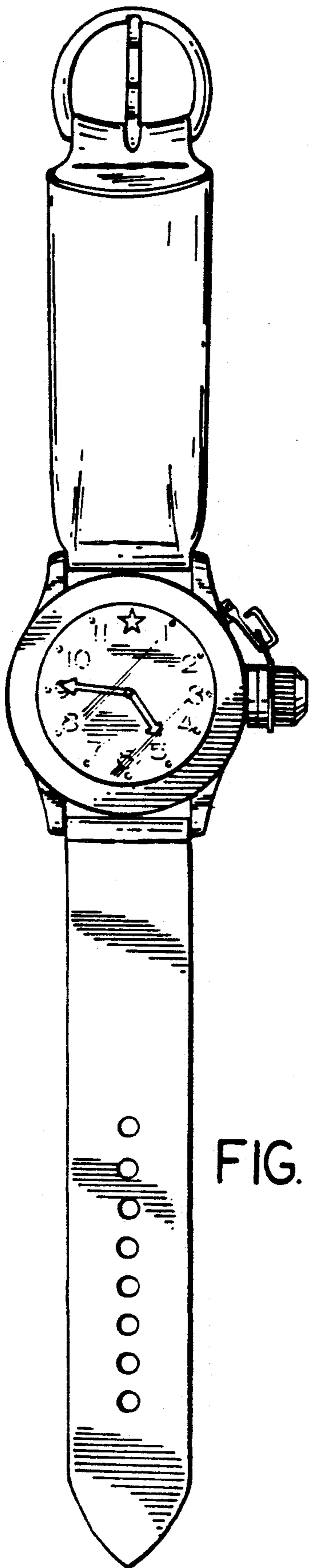


FIG. 1

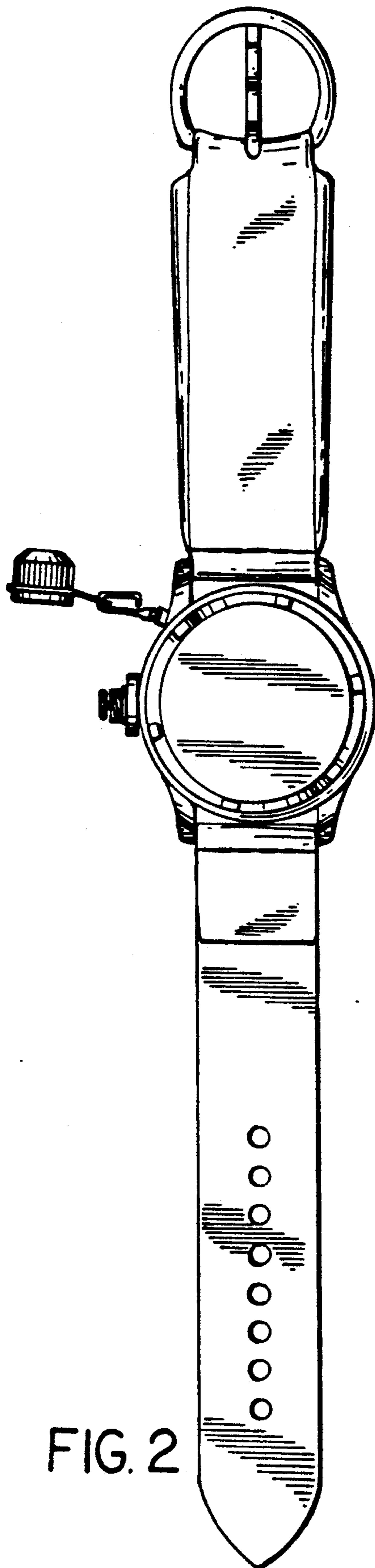


FIG. 2



FIG. 3



FIG. 4



FIG. 5



FIG. 6