



US00D323769S

# United States Patent [19]

[11] Patent Number: **Des. 323,769**

Ishida et al.

[45] Date of Patent: **\*\* Feb. 11, 1992**

## [54] PRUNING SHEARS

[75] Inventors: **Kimikazu Ishida; Tsuneo Ishida**, both of Miki, Japan

[73] Assignee: **Saboten Co., Ltd.**, Hyogo, Japan

[\*\*] Term: **14 Years**

[21] Appl. No.: **446,161**

[22] Filed: **Dec. 4, 1989**

### [30] Foreign Application Priority Data

Aug. 10, 1989 [JP] Japan ..... 1-29415

[52] U.S. Cl. .... **D8/5**

[58] Field of Search ..... D8/4, 5; 30/173, 194, 30/223, 230, 244-245, 248-250, 252, 254, 257, 341

### [56] References Cited

#### U.S. PATENT DOCUMENTS

- D. 151,791 11/1948 Smith ..... D8/5
- D. 250,509 12/1978 Plimmer ..... D8/5
- D. 265,282 7/1982 Harrison et al. .... D8/5
- D. 275,363 9/1982 Ishida et al. .... D8/5
- D. 275,645 11/1982 Ishida et al. .... D8/5

## FOREIGN PATENT DOCUMENTS

1543657 4/1979 United Kingdom ..... 30/262

## OTHER PUBLICATIONS

Ames Catalog No. 21-990, May 1986, p. 35, Pruning Shears, circled item No. G23.119.

Hardware Age, Nov. 1987, p. 55, Pruning Shears, circled item "B" on left side of page.

*Primary Examiner*—Wallace R. Burke

*Attorney, Agent, or Firm*—Koda and Androlia

## [57] CLAIM

The ornamental design for pruning shears, as shown and described.

## DESCRIPTION

FIG. 1 is a front elevational view of pruning shears showing our new design;

FIG. 2 is a rear elevational view thereof;

FIG. 3 is a right-side elevational view thereof;

FIG. 4 is a left-side elevational view thereof;

FIG. 5 is a top plan view thereof;

FIG. 6 is a bottom plan view thereof; and

FIG. 7 is a perspective view thereof; and

FIG. 8 is a perspective view with the blades of the pruning shears opened.

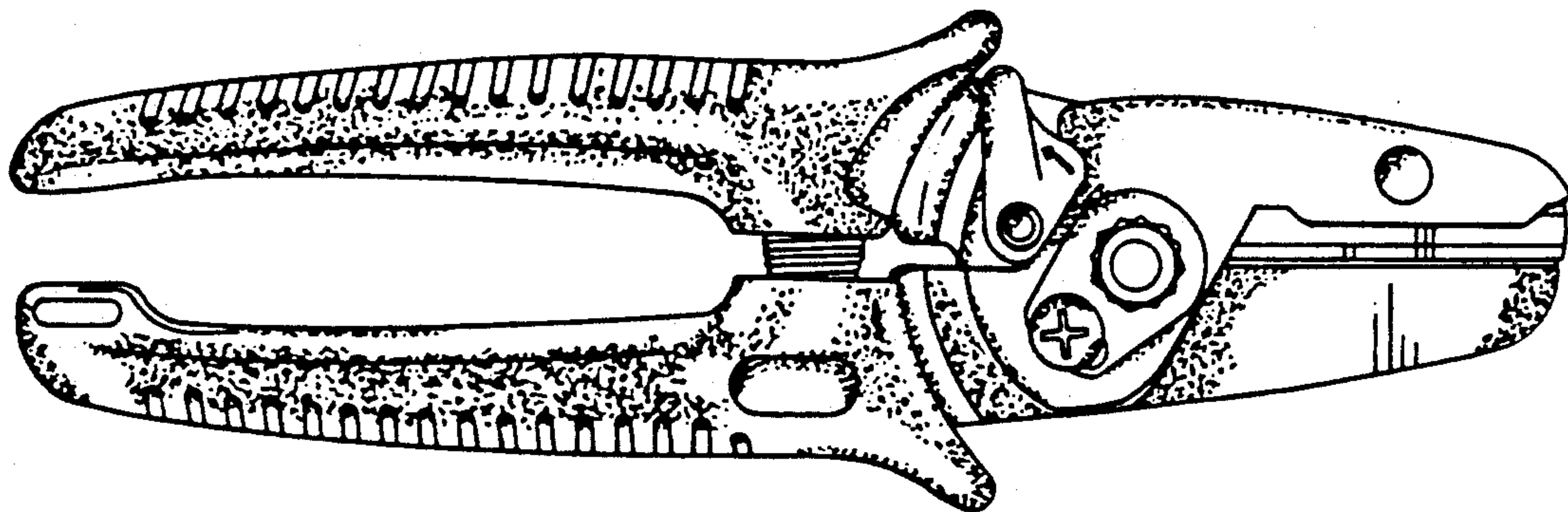


FIG. 1

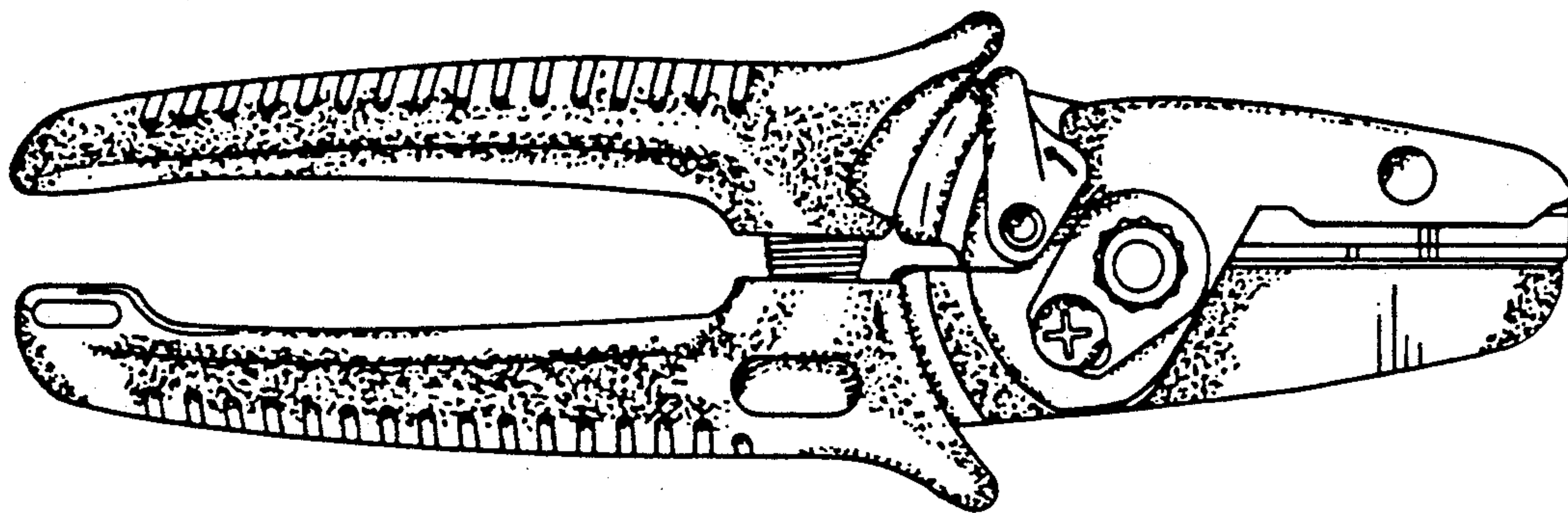


FIG. 2

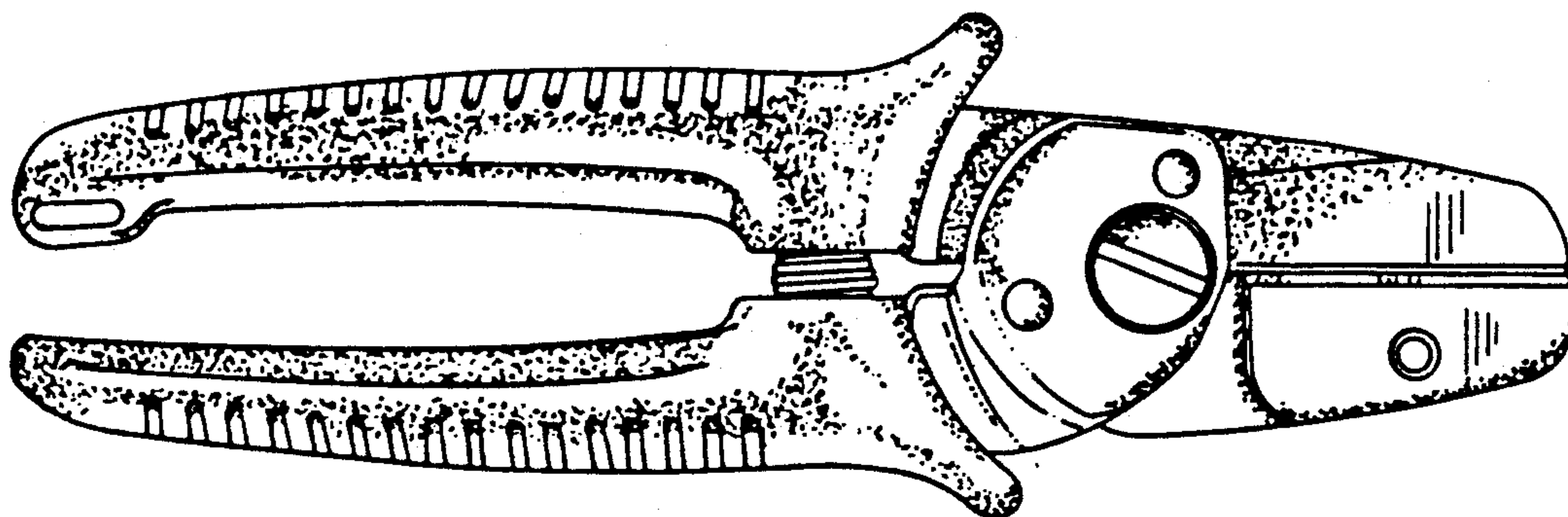


FIG. 3

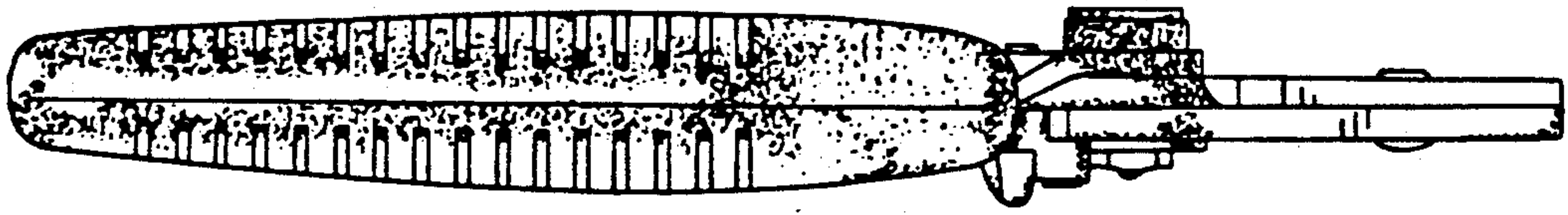


FIG. 4


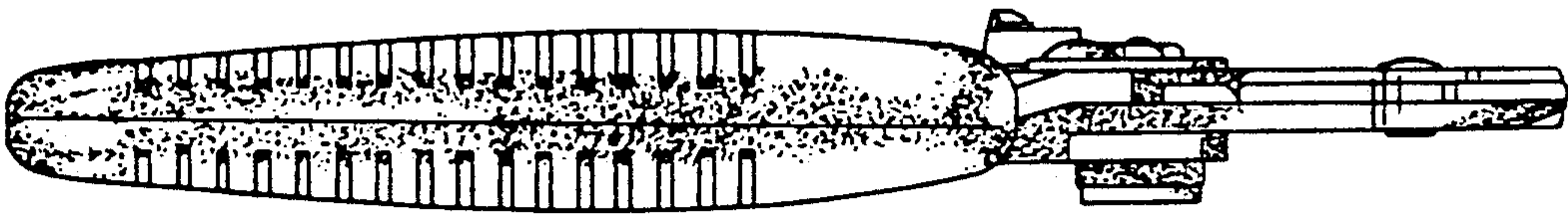


FIG. 5

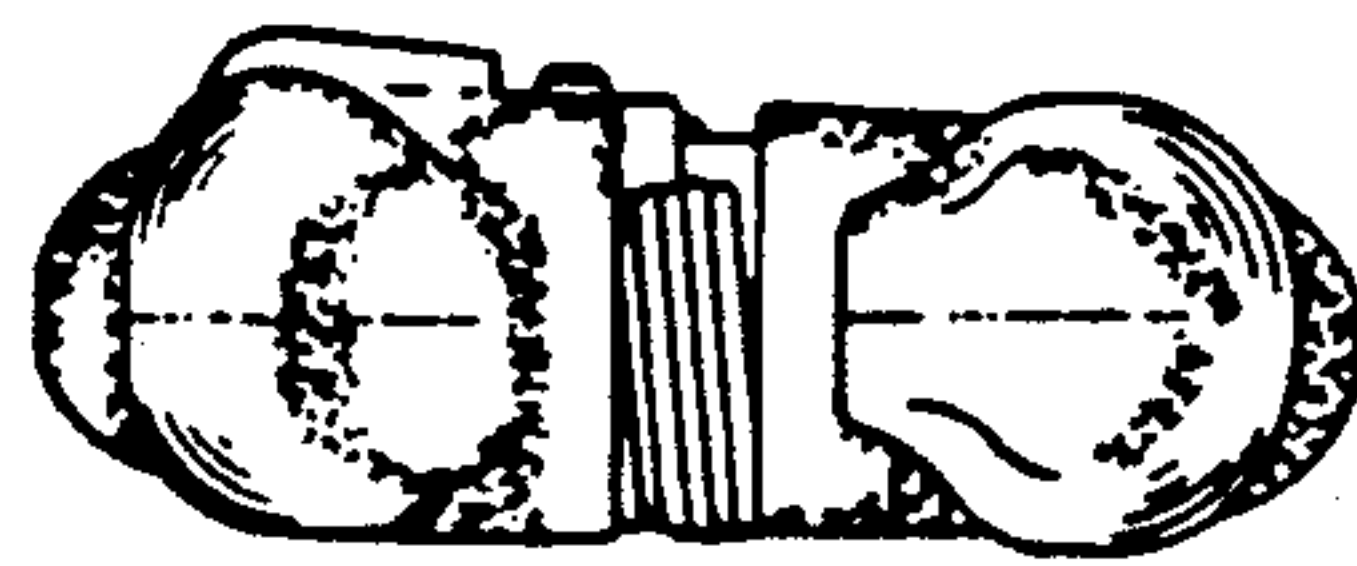


FIG. 6



FIG. 7

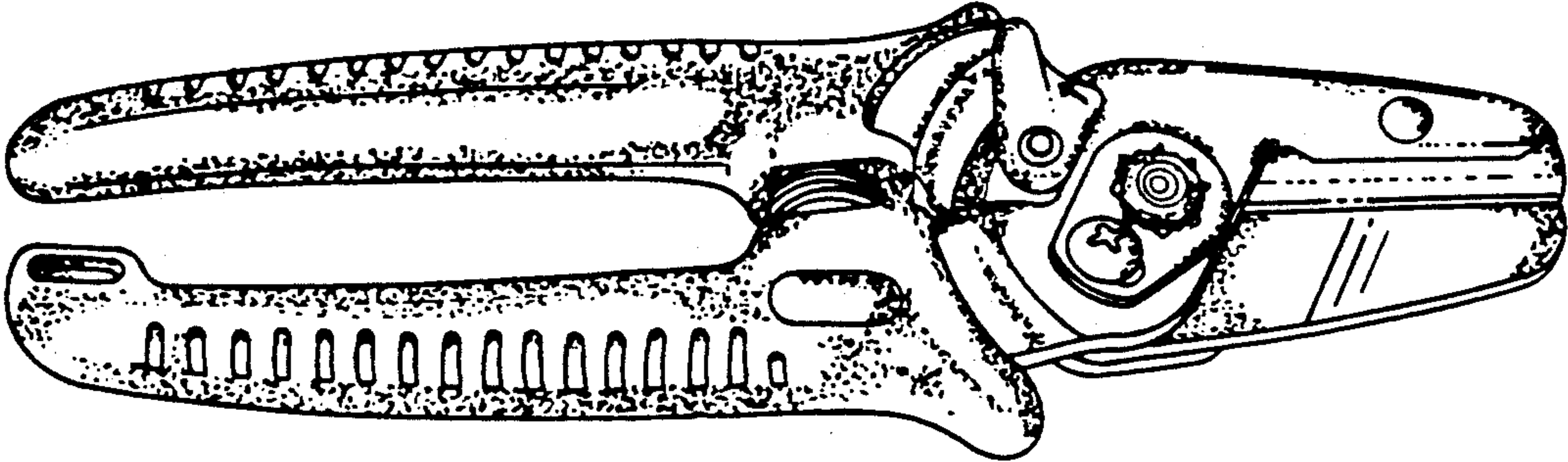


FIG. 8

