



US00D323751S

# United States Patent [19]

[11] Patent Number: **Des. 323,751**

Hinrikus

[45] Date of Patent: **\*\* Feb. 11, 1992**

[54] **GROUND INSERTED SUPPORT FOR A DOWNPIPE**

D. 279,342	6/1985	Crawford	.....	D6/466
D. 299,294	1/1989	Paci	.....	D6/417
2,894,706	7/1959	Cappio	.....	D6/417 X

[76] Inventor: **Arvi Hinrikus, 364 Carson Drive, Kitchener Ontario N2B 2W2, Canada**

*Primary Examiner*—Bruce W. Dunkins  
*Assistant Examiner*—Jeffrey Asch  
*Attorney, Agent, or Firm*—Anthony Asquith & Co.

[\*\*] Term: **14 Years**

[57] **CLAIM**

[21] Appl. No.: **50,373**

The ornamental design for the ground inserted support for a downpipe, as shown.

[22] Filed: **Jul. 21, 1987**

[52] U.S. Cl. .... **D6/417; D6/466**

[58] Field of Search ..... **D6/417, 416, 418, 466, D6/467; 248/530; 211/13, 107, 125**

**DESCRIPTION**

[56] **References Cited**

**U.S. PATENT DOCUMENTS**

D. 237,994	12/1975	Davis	.....	D6/417 X
D. 262,333	12/1981	Litt	.....	D6/418
D. 263,903	4/1982	Johnston	.....	D6/417
D. 279,245	6/1985	Wohlman	.....	D6/467

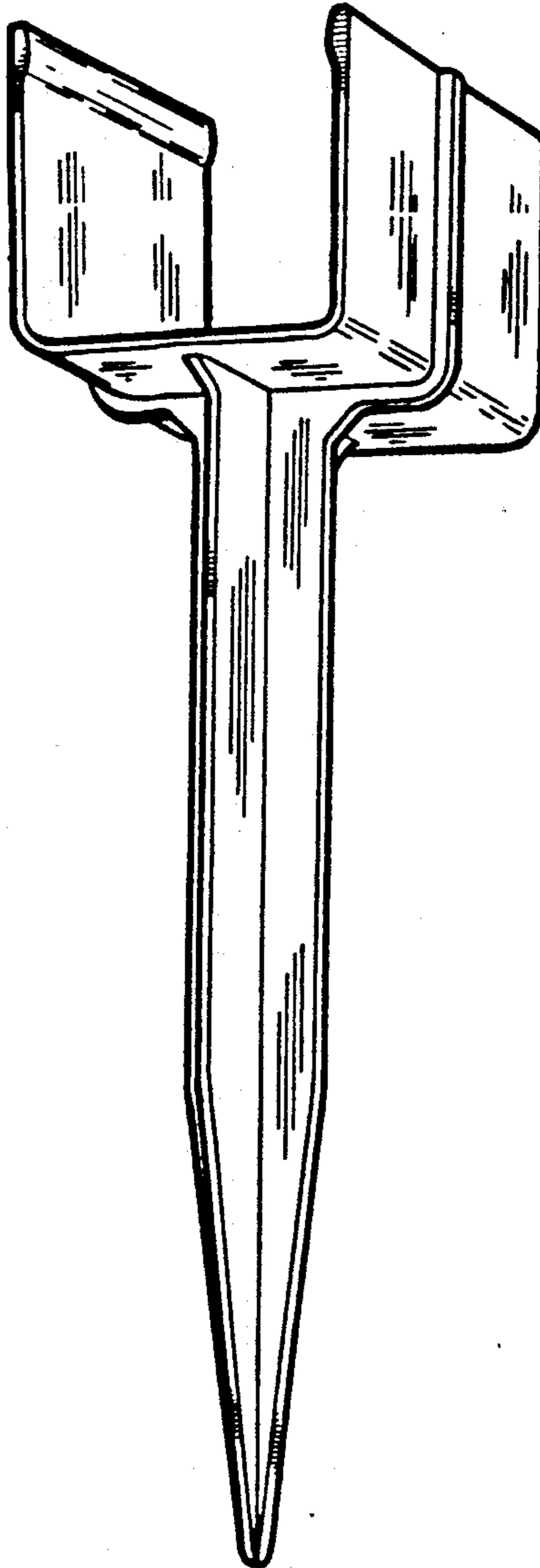
FIG. 1 is a front and right side perspective view of a ground inserted support for a downpipe, showing my new design;

FIG. 2 is a top plan view thereof;

FIG. 3 is a rear elevational view thereof; and

FIG. 4 is a left side elevational view thereof.

FIGS. 2-4 have been shown on a reduced scale with respect to FIG. 1.



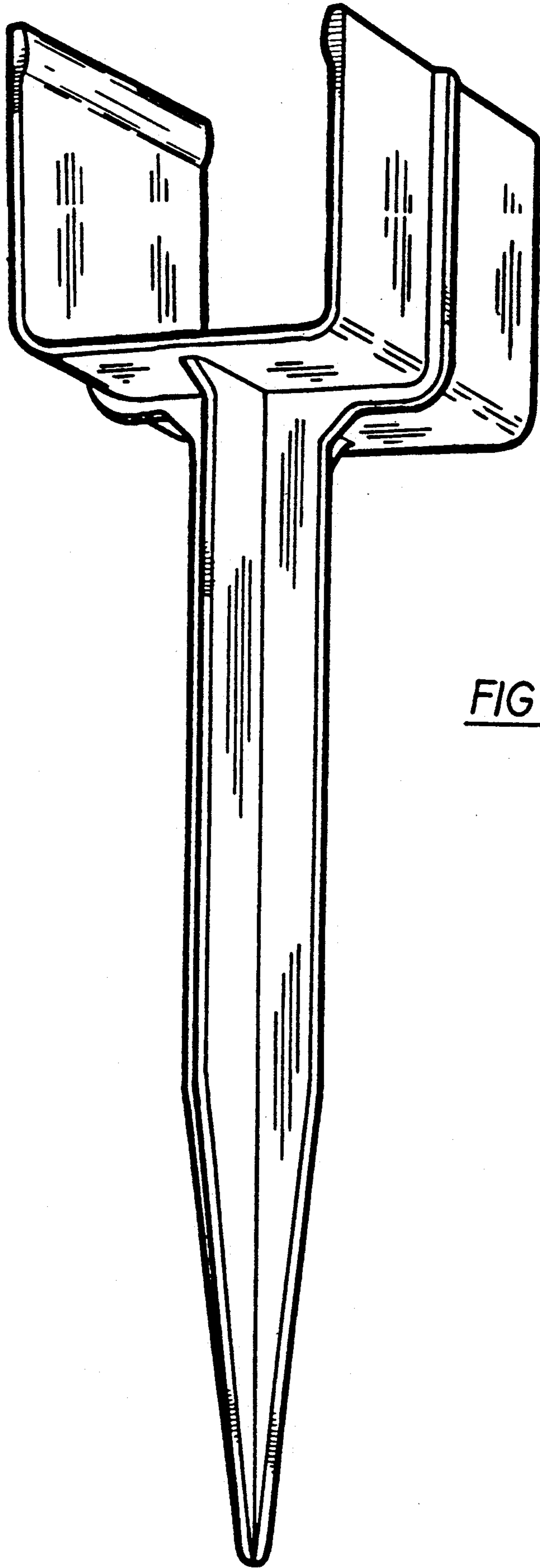


FIG 1

FIG 2

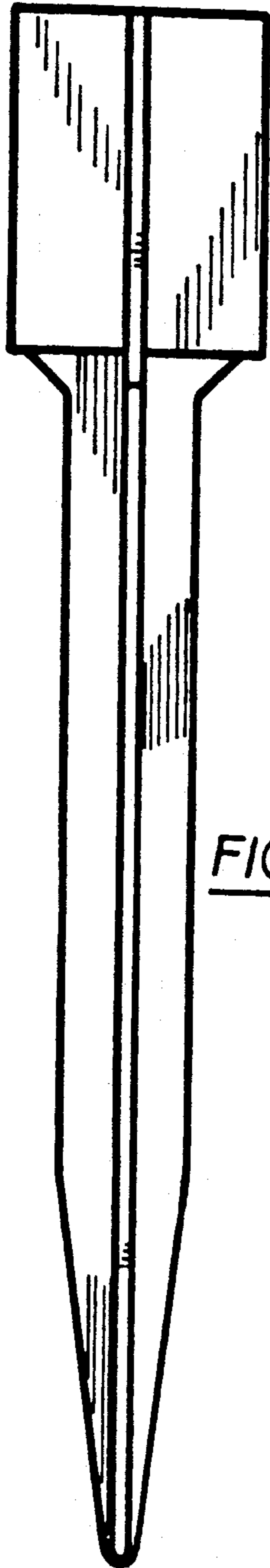



FIG 4

FIG 3

