



US00D323749S

# United States Patent [19]

[11] Patent Number: **Des. 323,749**

**Blanchard et al.**

[45] Date of Patent: **\*\* Feb. 11, 1992**

[54] **HANGER FOR GARMENT TOPS OR THE LIKE**

2,037,077 4/1936 Knot ..... D6/318  
2,411,233 11/1946 Senn ..... 223/85  
2,608,306 8/1952 Mills ..... 211/113

[75] Inventors: **Russell O. Blanchard**, Zeeland, Mich.; **Michael J. Mankowski**, Portland, Oreg.

### FOREIGN PATENT DOCUMENTS

0114130 11/1941 Australia ..... 223/88

[73] Assignee: **Batts, Inc.**, Zeeland, Mich.

*Primary Examiner*—B. J. Bullock  
*Attorney, Agent, or Firm*—Price, Heneveld, Cooper, DeWitt & Litton

[\*\*] Term: **14 Years**

[21] Appl. No.: **594,201**

### [57] CLAIM

[22] Filed: **Oct. 9, 1990**

The ornamental design for a hanger for garment tops or the like, as shown and described.

[52] U.S. Cl. .... **D6/318**

[58] Field of Search ..... **D6/315-318, D6/326, 327; 211/113; 223/85, 88, 92, 93, 94**

### DESCRIPTION

### [56] References Cited

#### U.S. PATENT DOCUMENTS

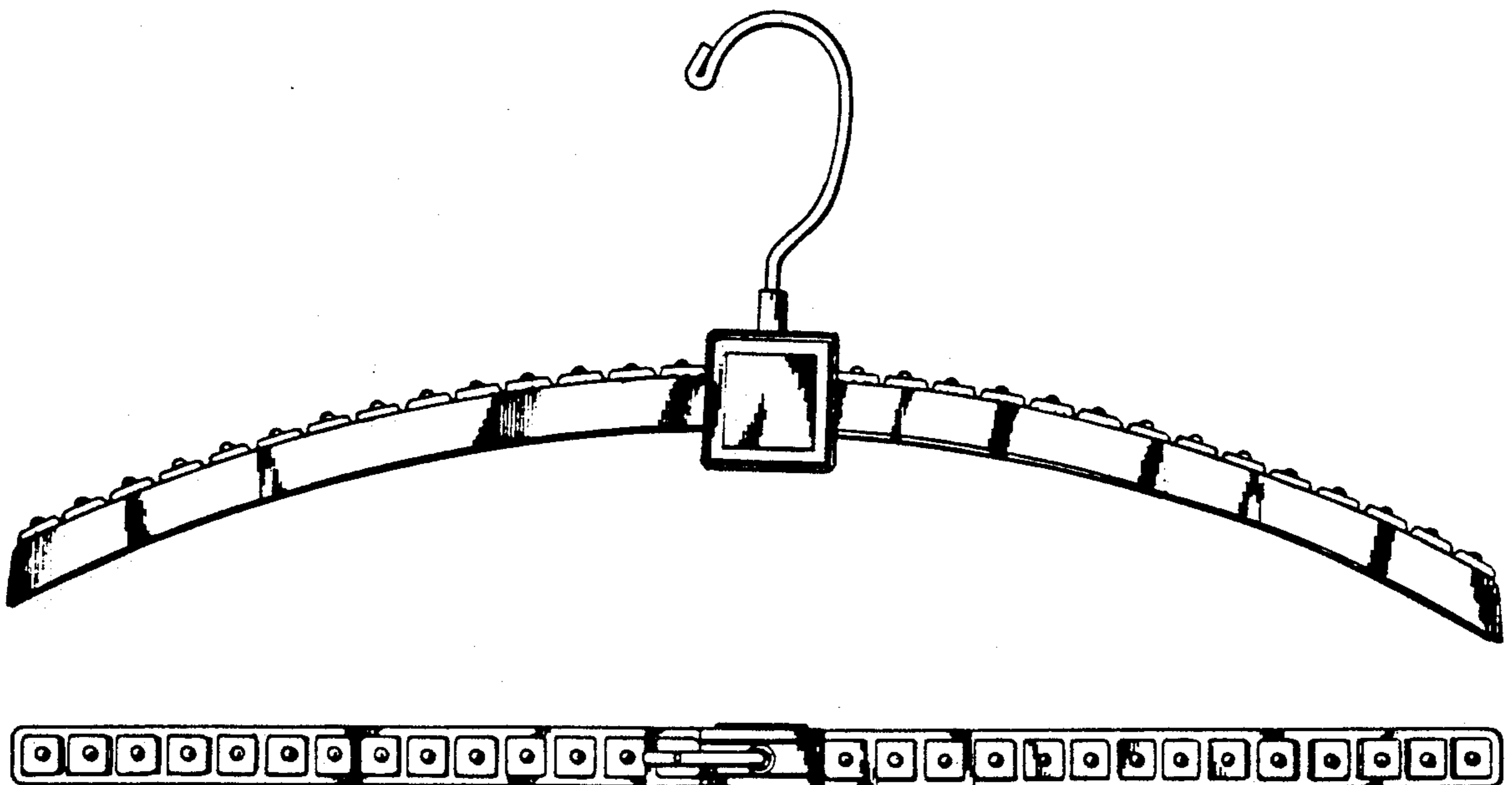
D. 196,345 9/1963 Rowland ..... D6/319  
D. 242,320 11/1976 Allen ..... D6/319  
1,886,126 11/1932 Sessions ..... 223/88

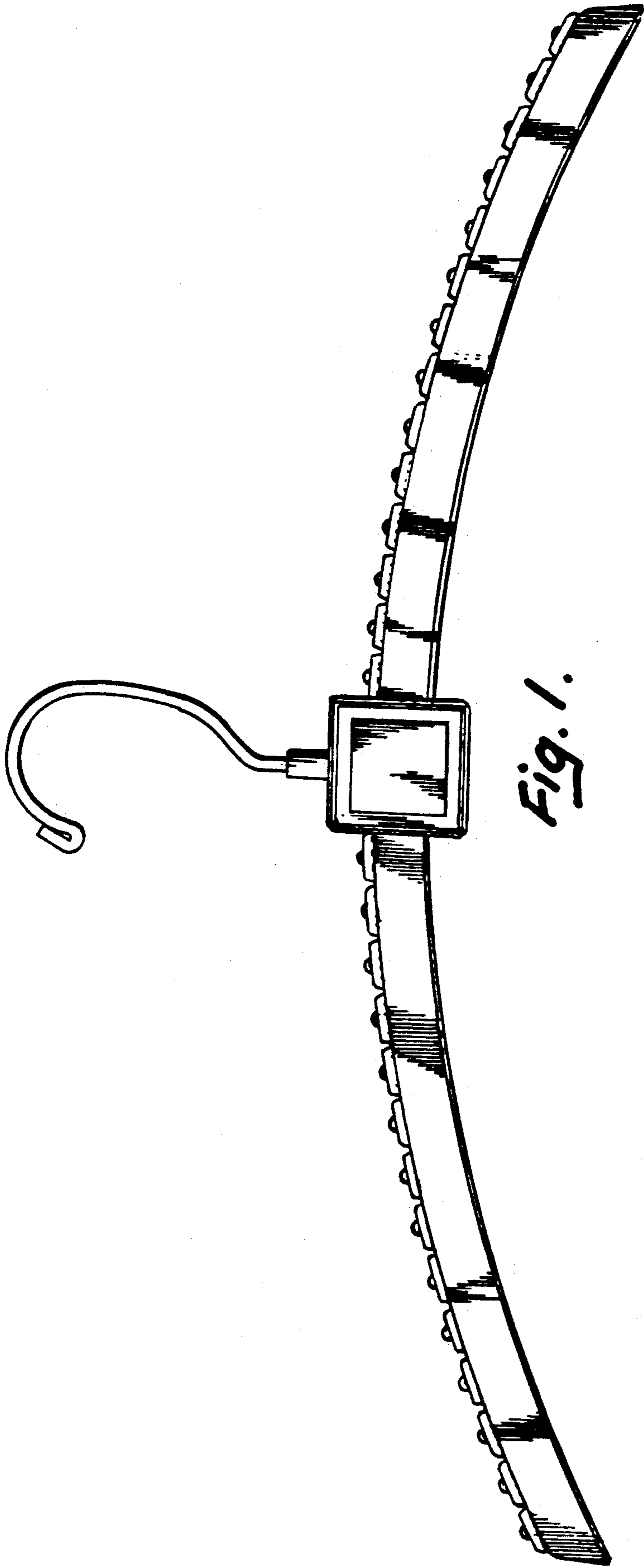
FIG. 1 is a front elevational view of a hanger for garment tops or the like showing our new design, the rear being a mirror image;

FIG. 2 is a bottom plan view thereof;


FIG. 3 is a top plan view thereof; and

FIG. 4 is a right side elevational view thereof, the left side being substantially identical.





*Fig. 1.*



*Fig. 2.*



*Fig. 3.*



*Fig. 4.*