



US00D323748S

United States Patent [19]

[11] Patent Number: **Des. 323,748**

LaCroix et al.

[45] Date of Patent: **** Feb. 11, 1992**

[54] **SCARF HANGER**

[76] Inventors: **Ann M. LaCroix**, 14 Elm Hill Dr., Rye Brook, N.Y. 10573; **Louise L. Sylvester**, 30 Ridge Rd., Newtown, Conn. 06470

D. 284,716	7/1986	Honermann	D6/315
2,408,344	9/1946	Scurrah	223/91
3,081,881	3/1963	Seeger	211/113
3,783,995	11/1974	Tobin	223/DIG. 1
4,136,784	1/1979	Knobel et al.	D6/317
4,944,417	7/1990	Datlow	211/113

[**] Term: **14 Years**

Primary Examiner—B. J. Bullock
Attorney, Agent, or Firm—Felfe & Lynch

[21] Appl. No.: **510,393**

[57] **CLAIM**

[22] Filed: **Apr. 16, 1990**

The ornamental design for a scarf hanger, as shown and described.

[52] U.S. Cl. **D6/315; D6/318**

[58] Field of Search **D6/315, 318, 328, 513, D6/514, 317; 223/85, 91, 87, DIG. 1; 211/113**

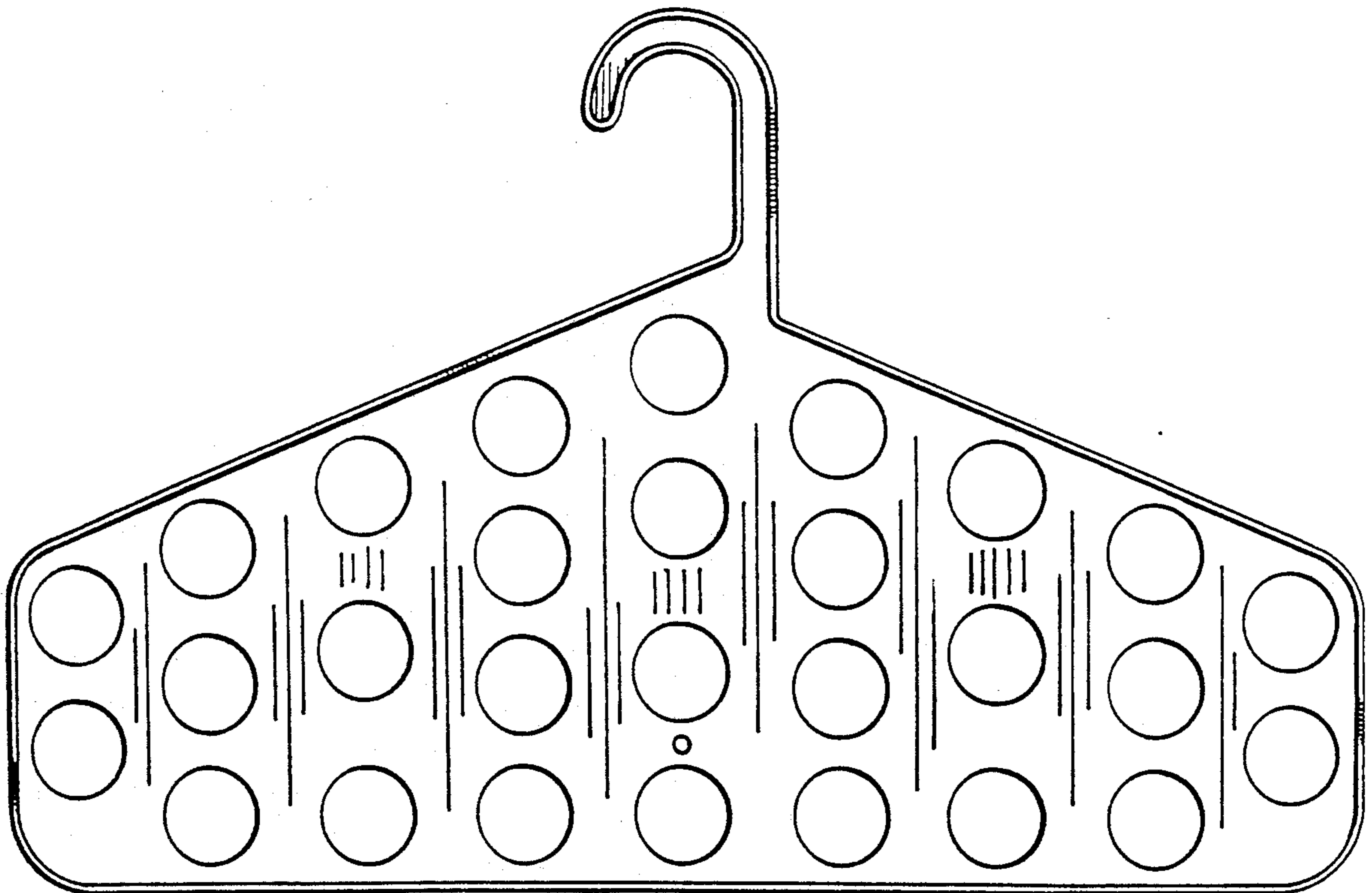
DESCRIPTION

[56] **References Cited**

U.S. PATENT DOCUMENTS

D. 118,984	2/1940	Paterson	D6/319
D. 132,286	5/1942	Soukop et al.	D6/315
D. 267,919	2/1983	Owens	D6/315
D. 281,469	11/1985	Honermann	D6/315

FIG. 1 is a front elevational view of a scarf hanger showing our new design;
FIG. 2 is a top plan view thereof;
FIG. 3 is a bottom plan view thereof;
FIG. 4 is a rear elevational view thereof;
FIG. 5 is a right end elevational view thereof; and
FIG. 6 is a left end elevational view thereof.



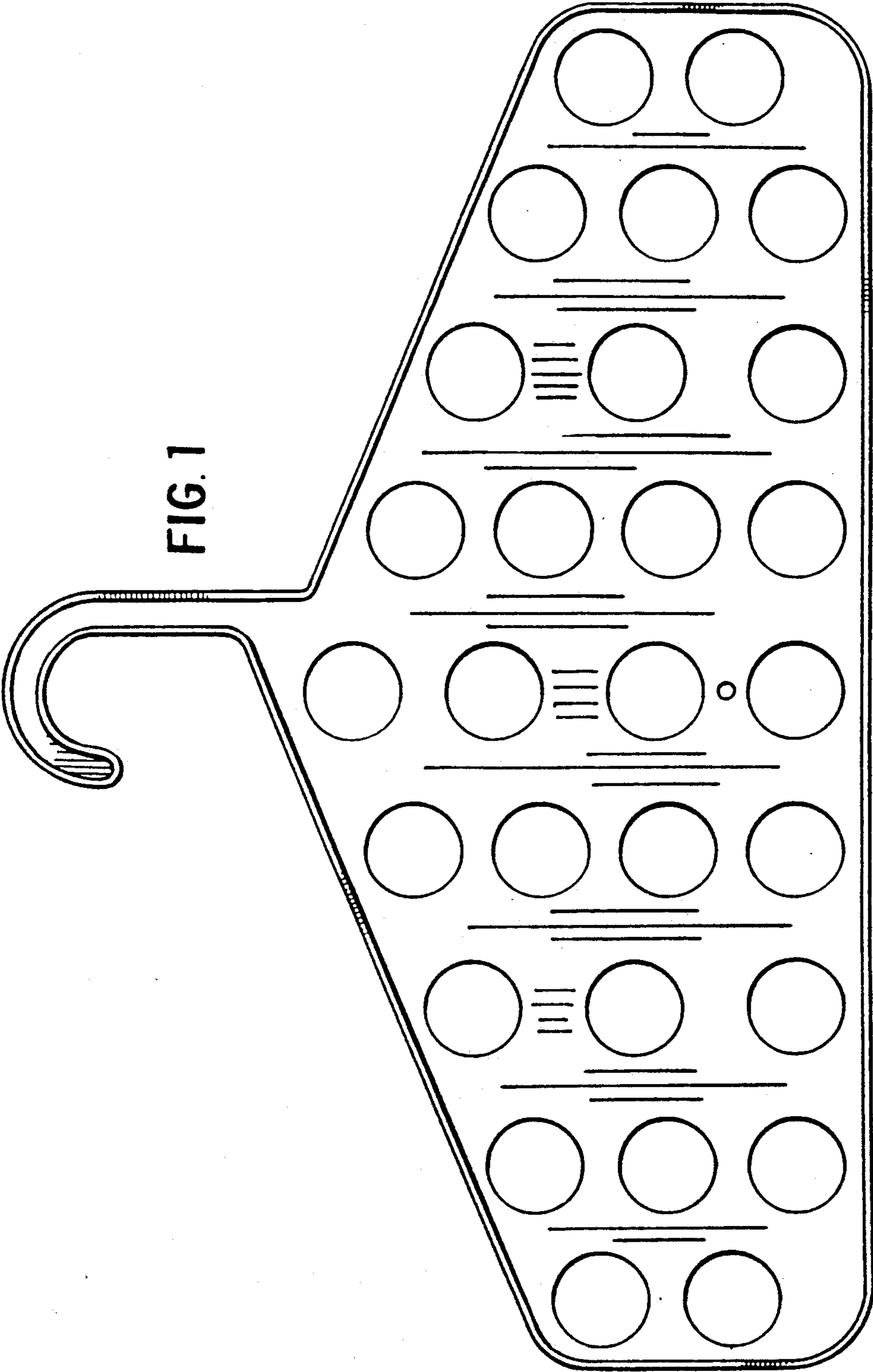


FIG. 1



FIG. 2



FIG. 3




FIG. 6

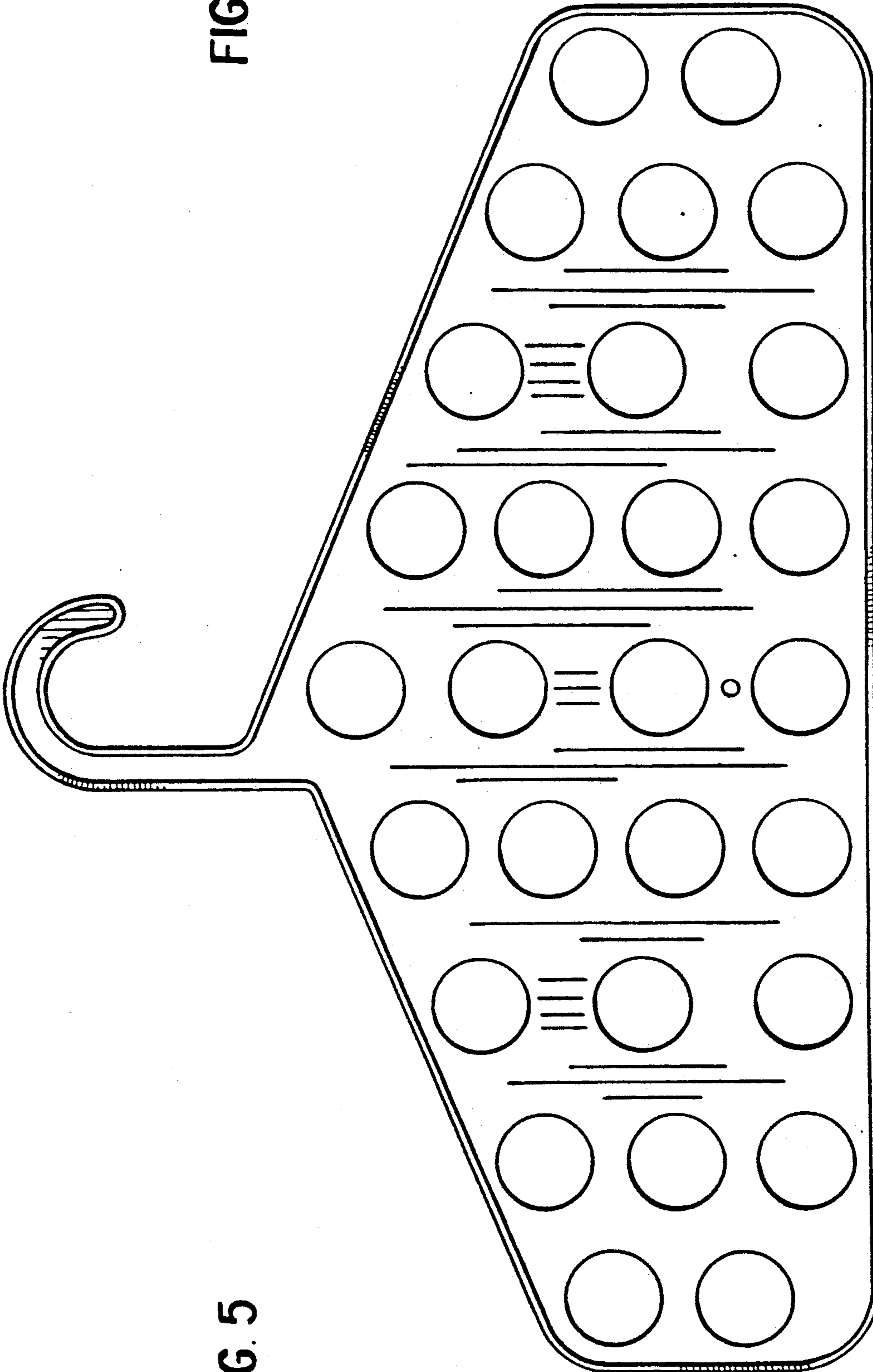


FIG. 4

FIG. 5

