



US00D323746S

United States Patent [19]

[11] Patent Number: **Des. 323,746**

Mehan

[45] Date of Patent: **** Feb. 11, 1992**

[54] **COMBINED CLEANING BRUSH, PICK, AND SHOEHORN**

2,857,608 10/1958 Schwartz 15/160 X

[76] Inventor: **Charles T. Mehan**, 1949 N. 11th St., Sheboygan, Wis. 53081

Primary Examiner—Wallace R. Burke
Assistant Examiner—Lavone D. Tabor
Attorney, Agent, or Firm—Andrus, Scales, Starke & Sawall

[**] Term: **14 Years**

[57] CLAIM

[21] Appl. No.: **415,541**

The ornamental design for a combined cleaning brush, pick, and shoehorn, as shown and described.

[22] Filed: **Oct. 2, 1989**

DESCRIPTION

[52] U.S. Cl. **D4/116; D4/118; D32/42**

[58] **Field of Search** **D4/116, 118, 130, 132, D4/133-138, 199; D8/105; 15/105-106, 111-112, 143 R, 159 R, 159 A, 160-161, 236.01, 237**

FIG. 1 is a side elevational view of a combined cleaning brush, pick and shoehorn, showing my new design, the opposite side being a mirror image;
FIG. 2 is a top plan view thereof;
FIG. 3 is a bottom plan view thereof;
FIG. 4 is a rear elevational view thereof;
FIG. 5 is a front elevational view thereof;
FIG. 6 is a sectional view taken along line 6—6 of FIG. 1;
FIG. 7 is a sectional view taken along line 7—7 of FIG. 1;
FIG. 8 is a sectional view taken along line 8—8 of FIG. 1; and
FIG. 9 is a sectional view taken along line 9—9 of FIG. 1.

[56] References Cited U.S. PATENT DOCUMENTS

D. 113,433	2/1939	Paisley	D4/116
D. 178,830	9/1956	Gantz	D4/134
D. 185,205	5/1959	Huber	D4/118
D. 196,293	9/1963	Laitner	D4/116
D. 202,027	8/1965	Styron	D4/118
D. 265,269	7/1982	Frantz	D4/118
D. 291,029	7/1987	Purvis et al.	D4/118

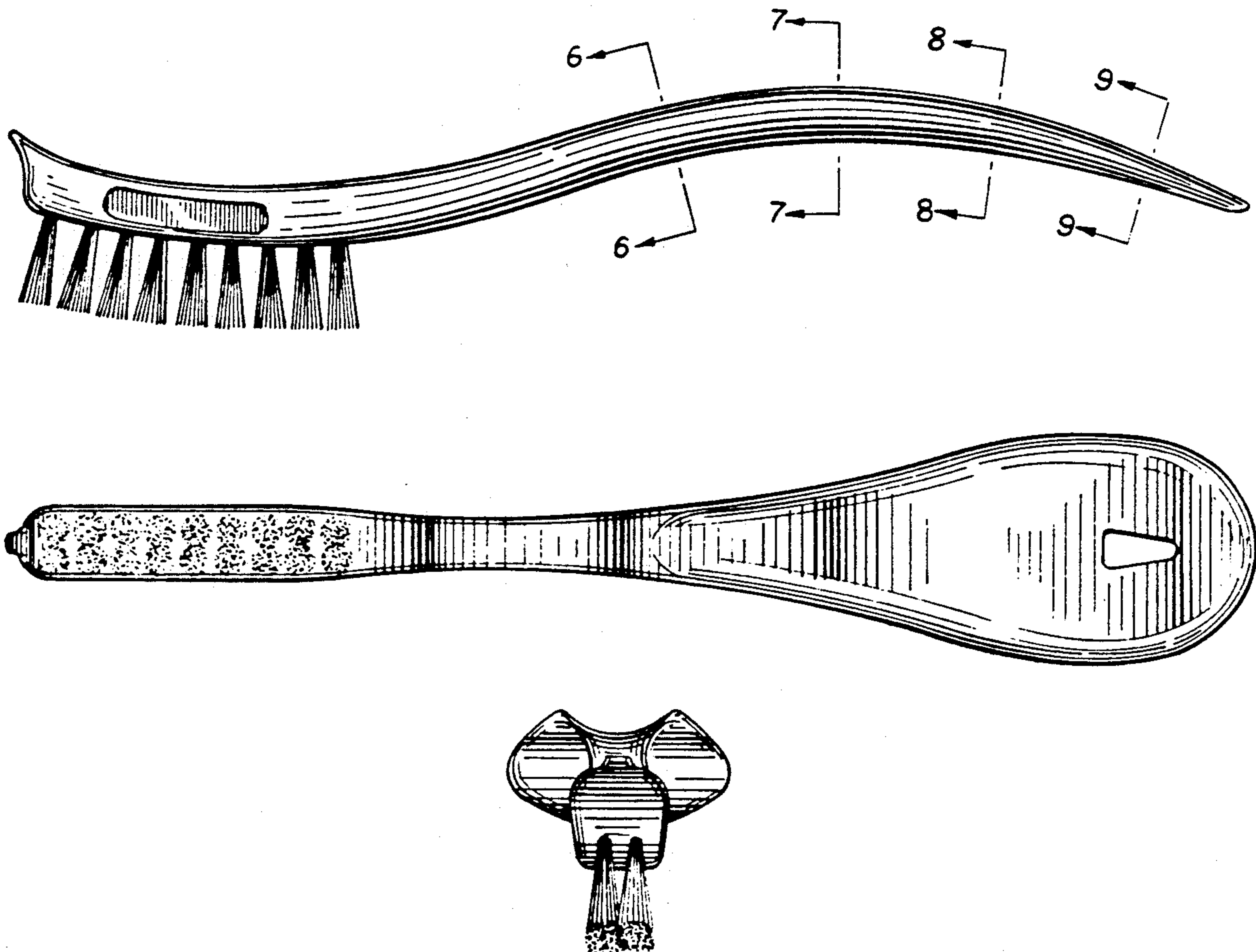


FIG. 2

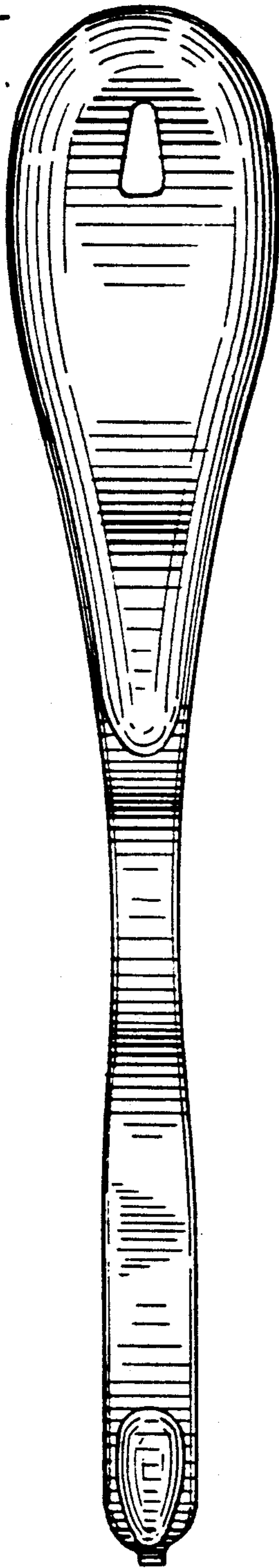


FIG. 1

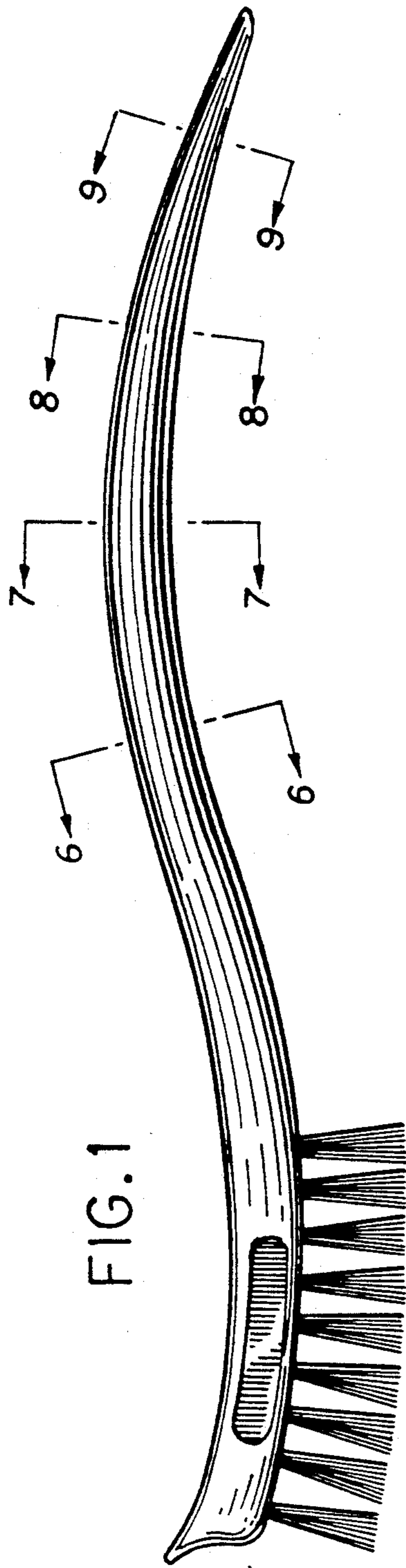
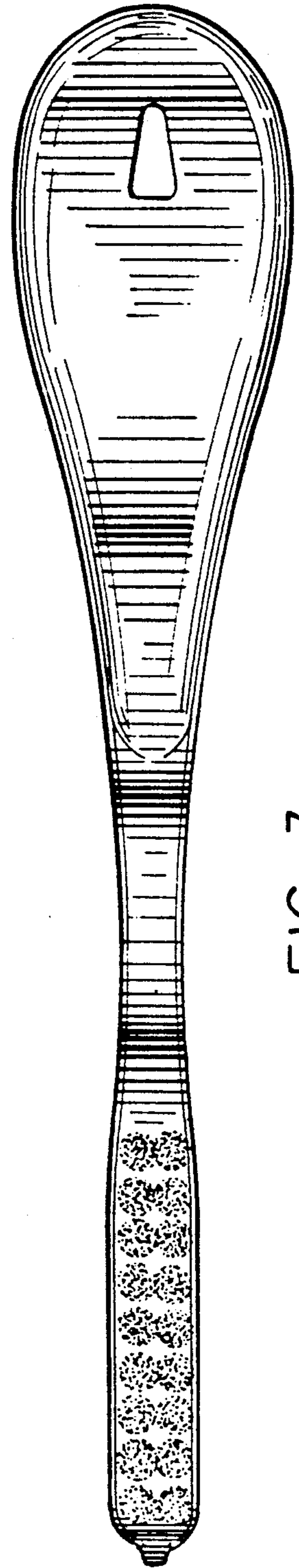


FIG. 3






FIG. 4

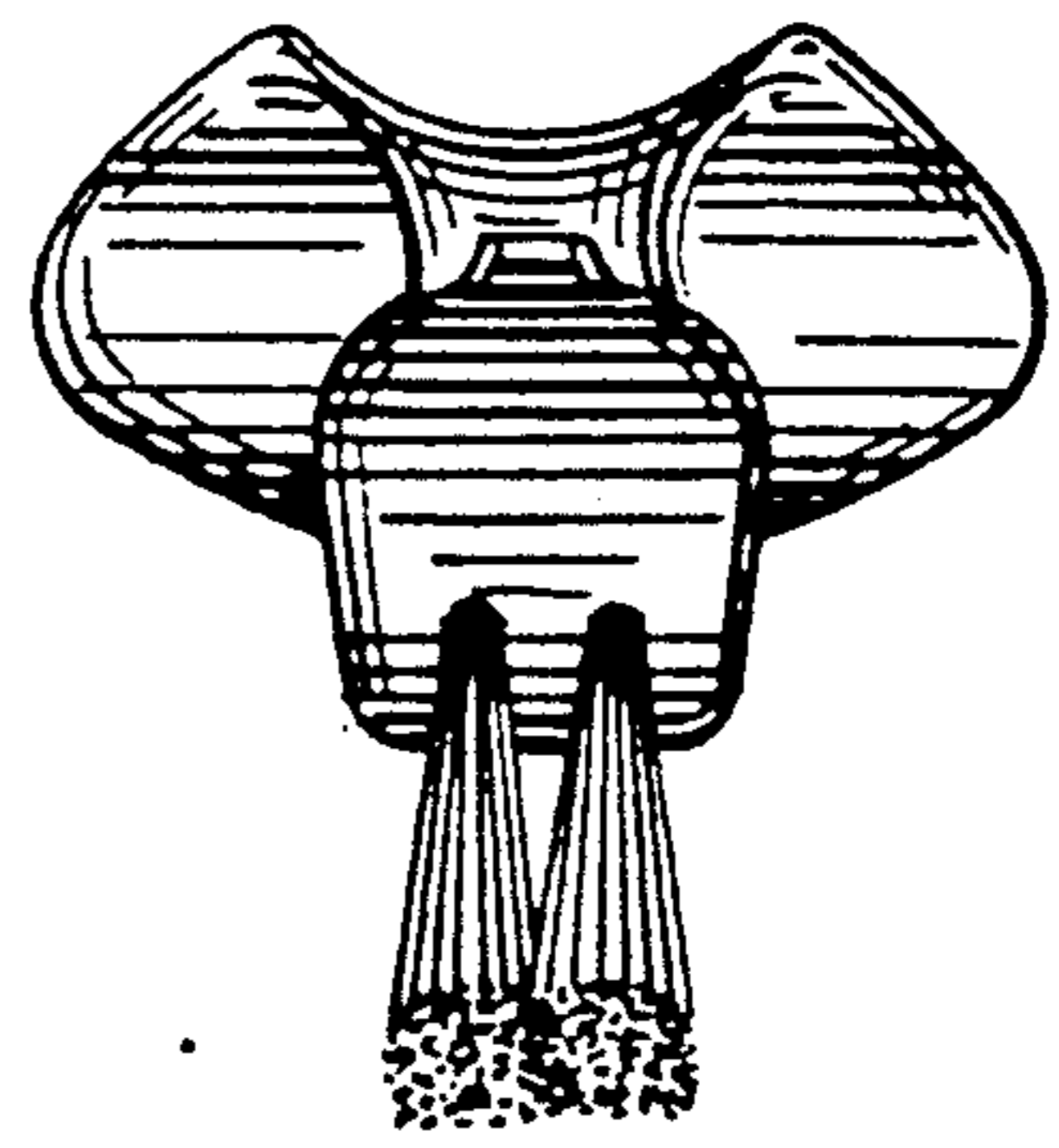


FIG. 5



FIG. 6



FIG. 7



FIG. 8



FIG. 9