



US00D323742S

United States Patent [19]

[11] Patent Number: **Des. 323,742**

Breen

[45] Date of Patent: **** Feb. 11, 1992**

[54] **ATTACHE CASE**

[75] Inventor: **John D. Breen, Wooster, Ohio**

[73] Assignee: **Rubbermaid Incorporated, Wooster, Ohio**

[**] Term: **14 Years**

[21] Appl. No.: **467,240**

[22] Filed: **Jan. 19, 1990**

[52] U.S. Cl. **D3/73; D3/76**

[58] Field of Search **D3/73, 74, 75, 76, 77, D3/78; 110/100, 113, 115, 119, 900; D19/35**

[56] **References Cited**

U.S. PATENT DOCUMENTS

D. 122,843	10/1940	Kirst	D3/54
D. 194,339	1/1963	Harty	D3/73
D. 196,955	11/1963	Parsell	D3/76 X
D. 259,760	7/1981	Lucas et al.	D3/73 X
D. 260,454	9/1981	Pepicelli, Jr. et al.	D3/73 X
D. 269,648	7/1983	Wilcox et al.	D3/74 X
D. 291,946	9/1987	Dottori et al.	D3/73
D. 309,143	7/1990	Yang	D3/74 X

OTHER PUBLICATIONS

Sell Sheet, W. T. Rogers, Madison, WI 53711, Publication date 1989.

Sell Sheet, Outer Circle Products, Ltd., P.O. Box 3667, Chicago, IL 60654, Publication date 1986.

Primary Examiner—A. Hugo Word,

Assistant Examiner—M. N. Pandozzi

Attorney, Agent, or Firm—Richard B. O'Planick

[57] **CLAIM**

The ornamental design for an attache case, as shown and described.

DESCRIPTION

FIG. 1 is a top, front, right perspective view of an attache case showing my new design;


FIG. 2 is a top plan view thereof;

FIG. 3 is a bottom plan view thereof;

FIG. 4 is a right side elevational view thereof; the left side being a mirror image thereof;

FIG. 5 is a front elevational view thereof; and

FIG. 6 is a rear elevational view thereof.



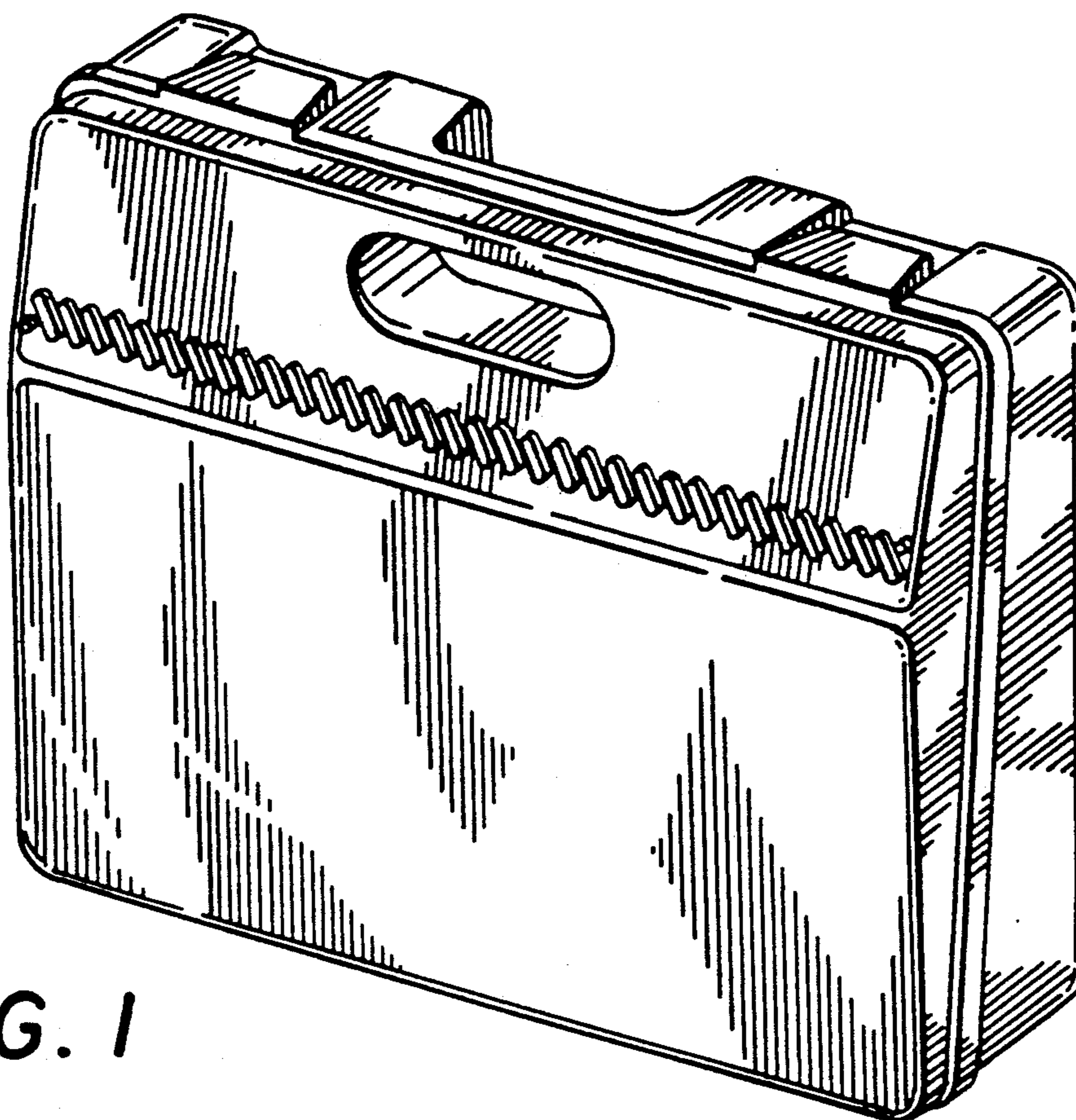


FIG. 1

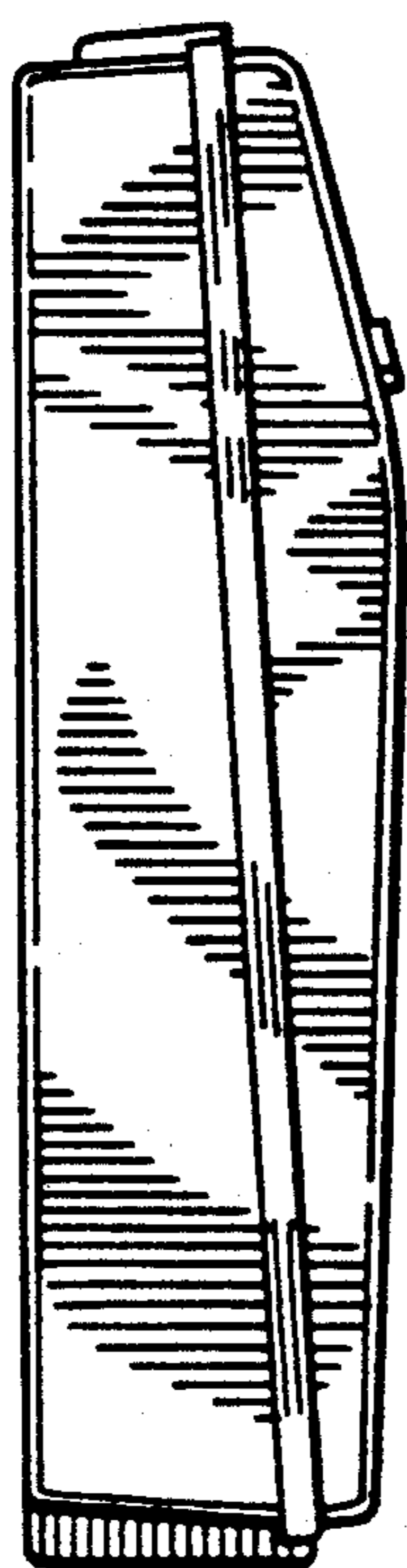


FIG. 4




FIG. 2

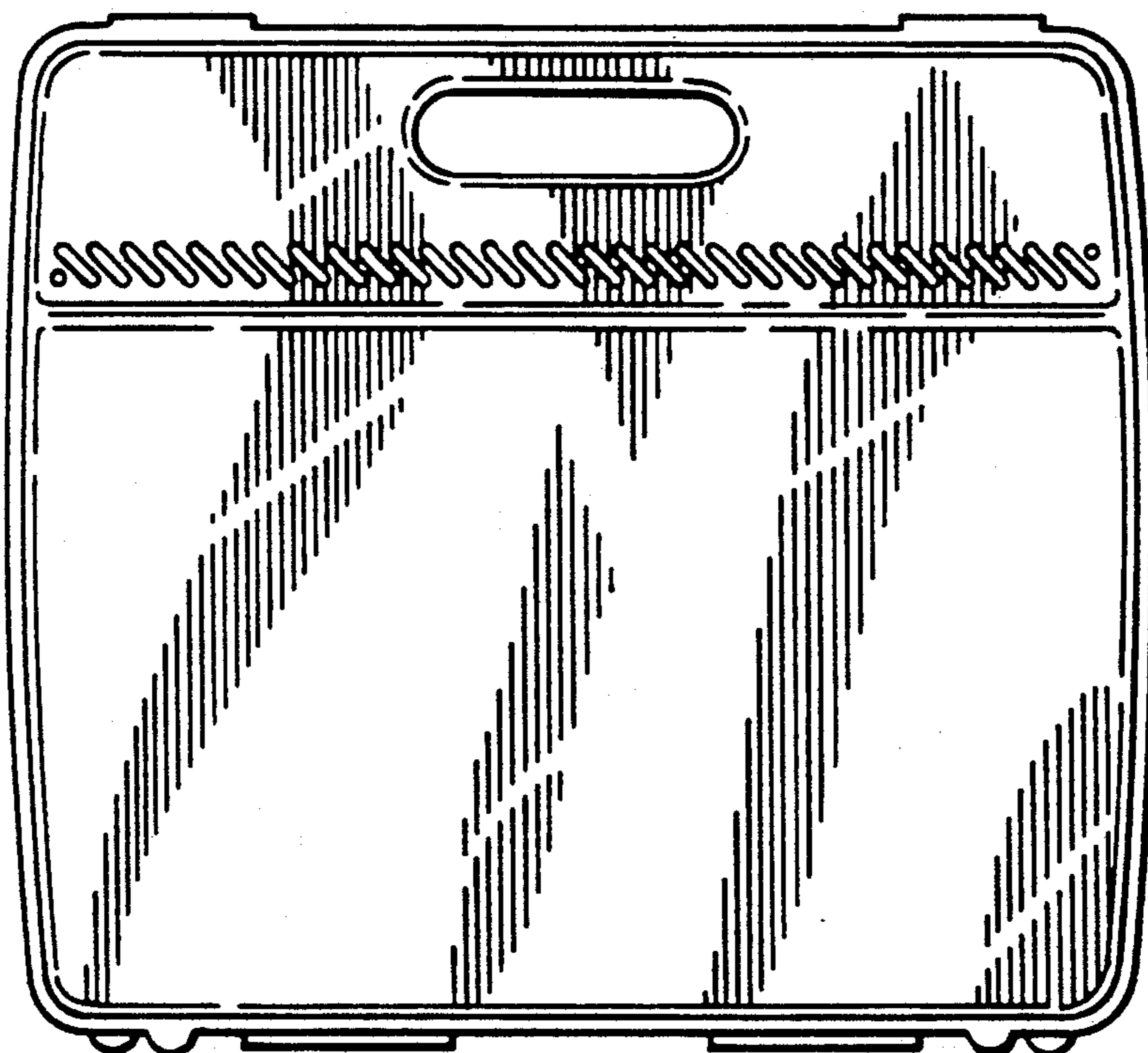


FIG. 5




FIG. 3

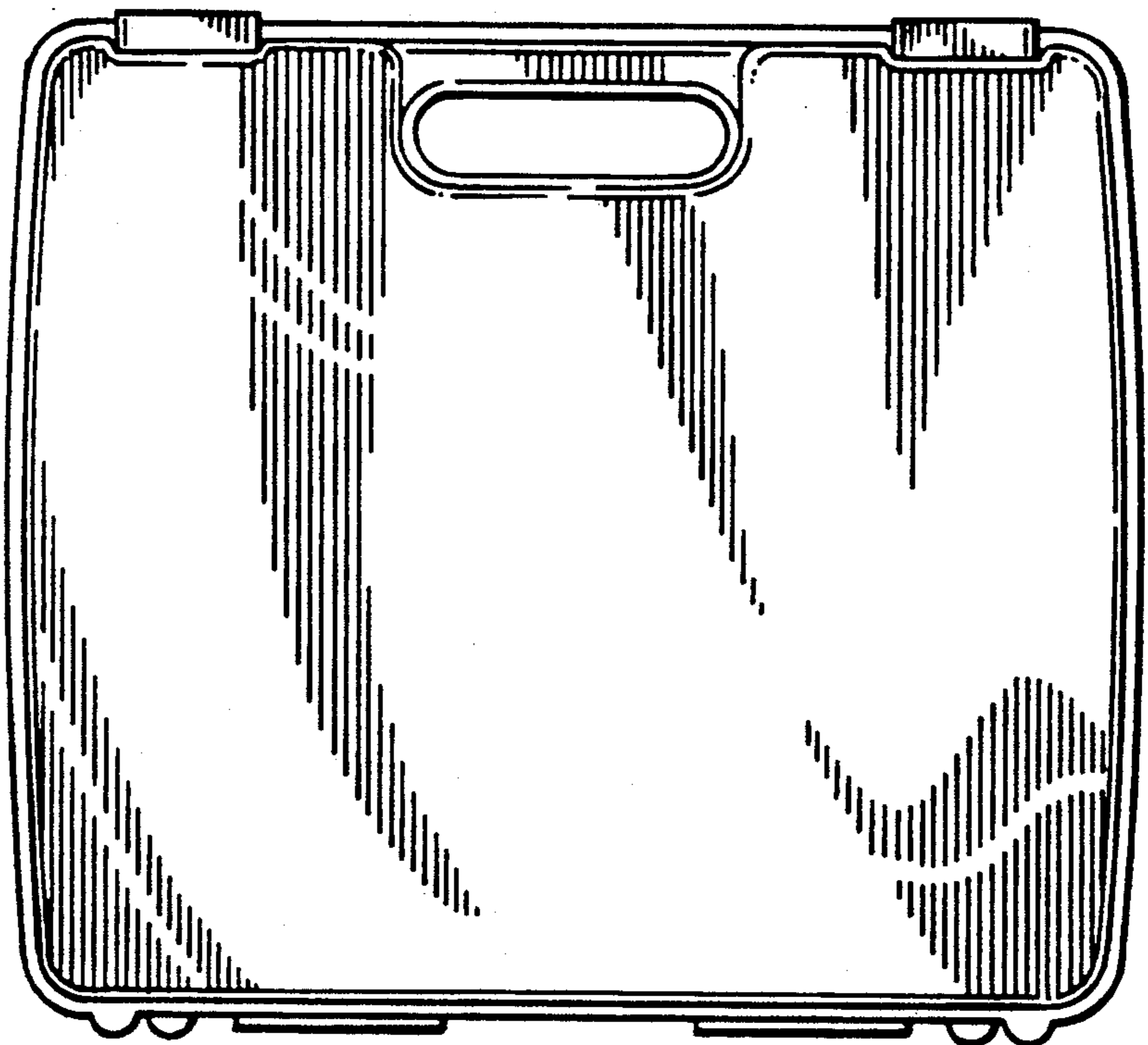


FIG. 6