



US00D323735S

United States Patent [19]

[11] Patent Number: **Des. 323,735**

Aveni

[45] Date of Patent: **** Feb. 11, 1992**

[54] **SIDE ELEMENT FOR A CUP-SHAPED SHOE SOLE**

[75] Inventor: **Michael A. Aveni, Lake Oswego, Oreg.**

[73] Assignees: **Nike, Inc.; Nike International Ltd., both of Beaverton, Oreg.**

[**] Term: **14 Years**

[21] Appl. No.: **439,564**

[22] Filed: **Nov. 21, 1989**

Related U.S. Application Data

[62] Division of Ser. No. 373,778, Jun. 30, 1989, Pat. No. Des. 307,212.

[52] U.S. Cl. **D2/314; D2/319**

[58] Field of Search **D2/264, 265, 268, 269, D2/274, 308-314, 317-322; 36/25 R, 28, 29, 32 R, 43, 102-106, 112-116, 132, 136**

[56] References Cited

U.S. PATENT DOCUMENTS

- D. 89,936 5/1934 Crossman et al. .
- D. 94,080 12/1934 Fowler .
- D. 255,176 6/1980 Fuzita D2/320
- D. 257,075 9/1980 Amicone et al. D2/320
- D. 259,150 5/1981 Cesare et al. D2/320
- D. 279,620 7/1985 Ueda D2/310
- D. 281,543 12/1985 Nagano D2/320
- D. 287,304 12/1986 Peterson et al. D2/320
- D. 287,784 1/1987 Tong et al. D2/320
- D. 293,275 12/1987 Bue .
- D. 293,501 1/1988 Kiyosawa .
- D. 296,150 6/1988 Diaz .
- D. 296,724 7/1988 Peterson .
- D. 297,885 10/1988 Tong .
- D. 298,984 12/1988 Selbiger D2/320
- D. 299,788 2/1989 Kelley D2/320
- D. 301,385 6/1989 Weiner D2/308
- D. 301,658 6/1989 Hase D2/320
- D. 311,447 10/1990 Hatfield D2/320
- D. 311,810 11/1990 Hatfield D2/320
- 3,442,033 5/1969 Hilburn, Jr. 36/114
- 4,316,335 2/1982 Giese et al. 36/129
- 4,364,188 12/1982 Turner et al. 36/31
- 4,559,723 12/1985 Hamy et al. 36/102
- 4,562,651 1/1986 Frederick 36/102

- 4,616,431 10/1986 Dassler 36/28
- 4,624,062 11/1986 Autry 36/114
- 4,697,361 10/1987 Ganter et al. 36/28
- 4,768,295 9/1988 Ito 36/28

FOREIGN PATENT DOCUMENTS

1072485 9/1954 France .

OTHER PUBLICATIONS

- Nike Brochure-Legend Hi-(Published 12/82).
- Fall 1986 Nike Catalog-even pp. 22-32 (Published 1/86).
- Fall 1987 Nike Catalog-even pp. 24-32 (Published 1/87).
- Fall 1988 Nike Catalog-even pp. 24-40 (Published 1/88).

Primary Examiner—Louis S. Zarfaz
Attorney, Agent, or Firm—Banner, Birch, McKie & Beckett

[57] CLAIM

The ornamental design for a side element for a cup-shaped shoe sole, as shown and described.

DESCRIPTION

FIG. 1 is a side elevational view of one side of the side element of a cup-shaped shoe sole showing my new design;

FIG. 2 is a side elevational view of the other side of the side element of a cup-shaped shoe sole shown in FIG. 1;

FIG. 3 is a front elevational view of the side element of a cup-shaped shoe sole shown in FIG. 1;

FIG. 4 is a rear elevational view of the side element of a cup-shaped shoe sole shown in FIG. 1;

FIG. 5 is a side elevational view of one side of a side element of a cup-shaped shoe sole showing another embodiment of my new design;

FIG. 6 is a side elevational view of the other side of the side element of a cup-shaped shoe sole shown in FIG. 5; and

FIG. 7 is a cross section taken on line 7-7 of FIG. 1, the section of the second embodiment being the same. The front and rear elevational views of the side elements of a cup-shaped shoe sole shown in FIGS. 5 and 6 are the same as the first embodiment views shown in FIGS. 3 and 4.

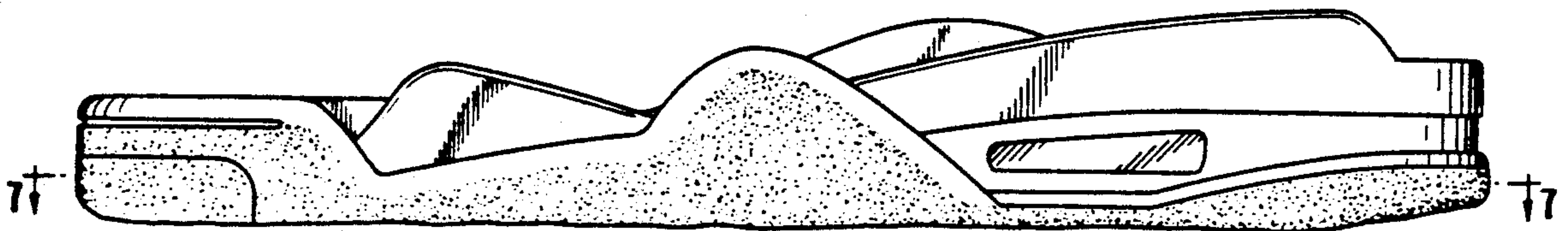


FIG. 1

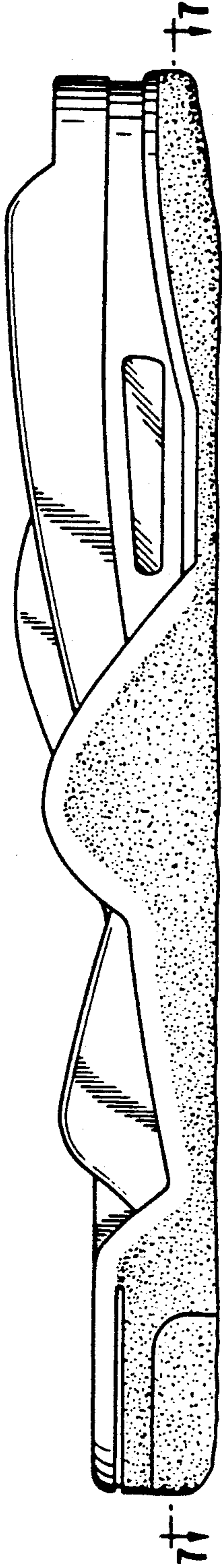


FIG. 2

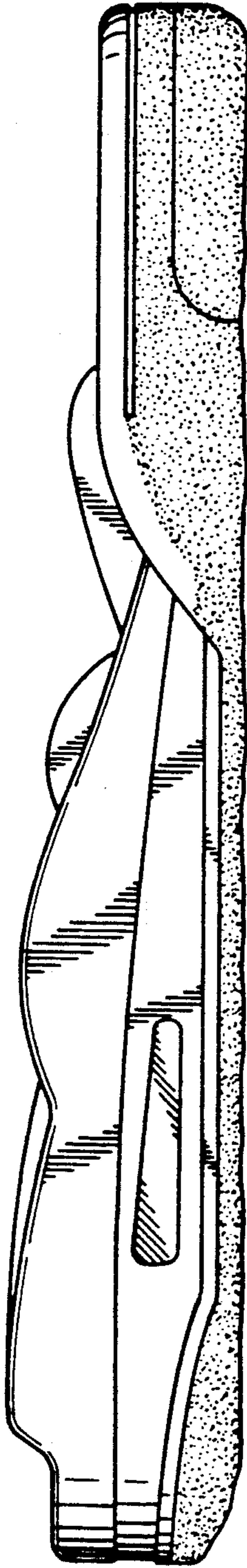


FIG. 3

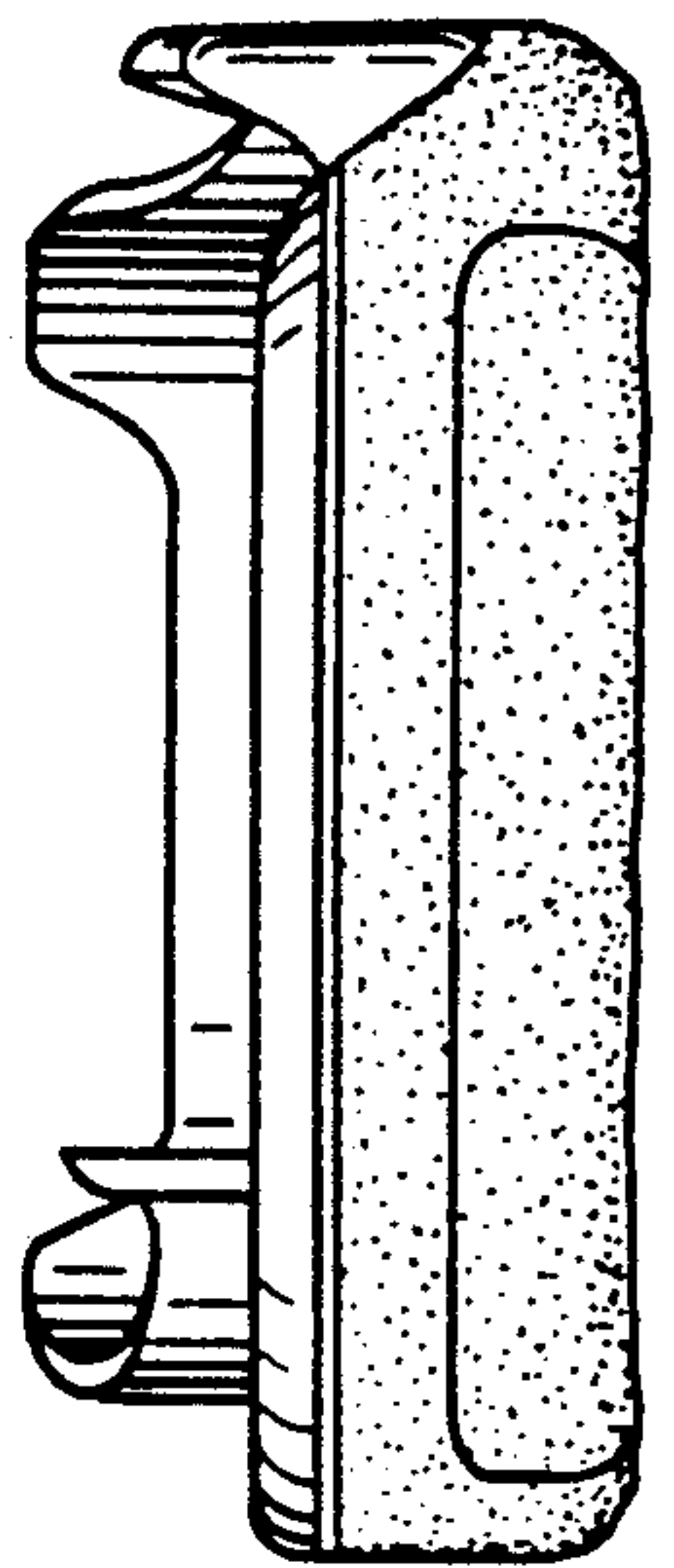


FIG. 4

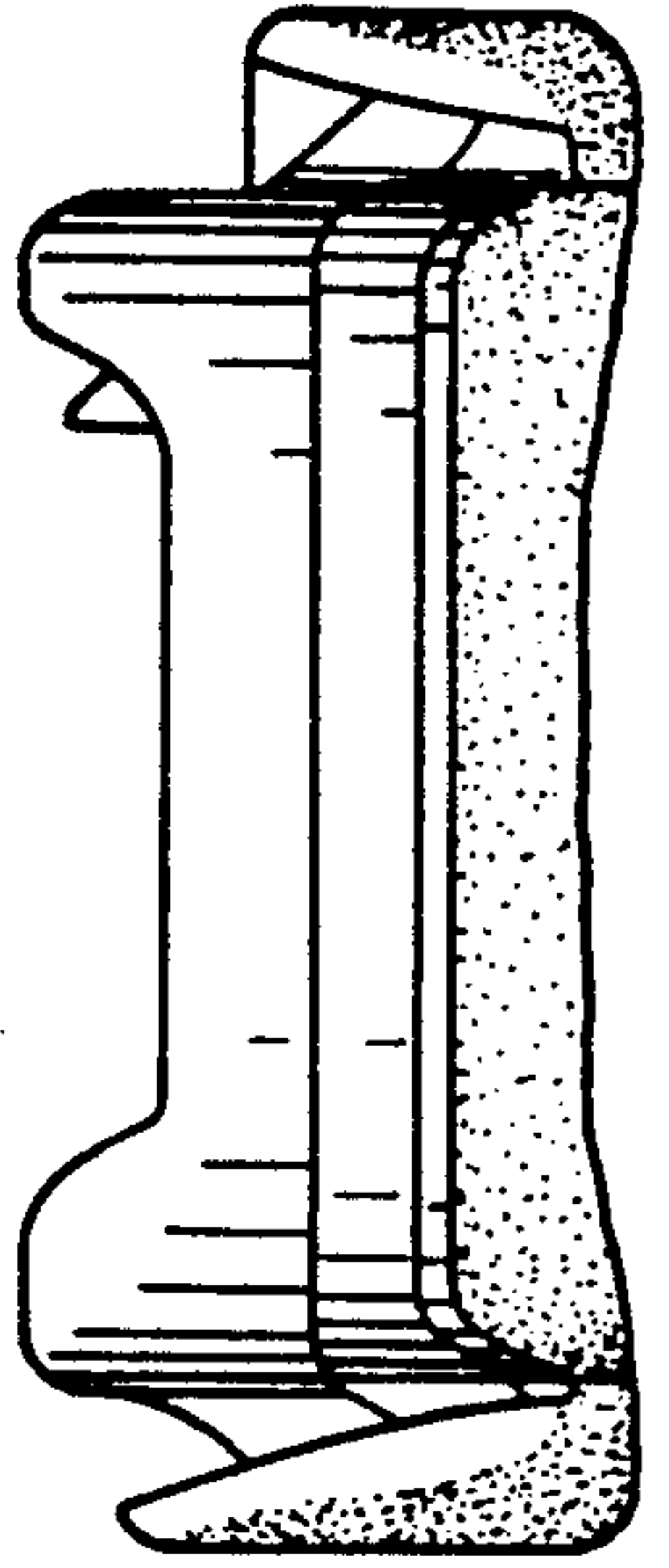


FIG. 5

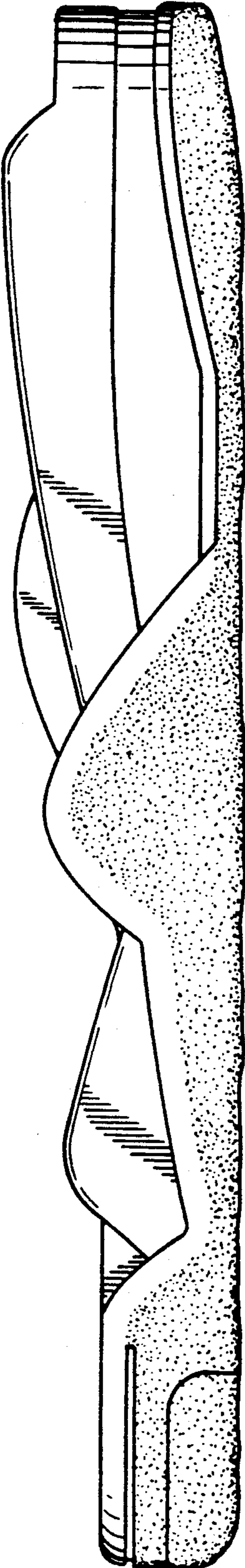


FIG. 6

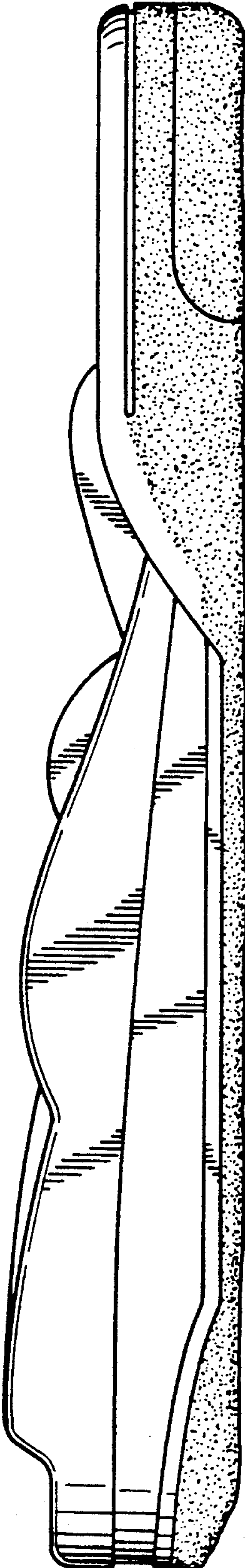


FIG. 7

