



US00D323727S

**United States Patent** [19]  
**Re**

[11] **Patent Number: Des. 323,727**

[45] **Date of Patent: \*\* Feb. 4, 1992**

[54] **FLOOR CLEANING DEVICE**

899,726 9/1908 Goodier ..... 15/228  
2,865,037 12/1958 King ..... 15/231 X  
3,916,470 11/1975 May ..... 15/98

[75] **Inventor: Giovanni Re, Rho, Italy**

[73] **Assignee: Fratelli Re S.p.A., Milan, Italy**

[\*\*] **Term: 14 Years**

*Primary Examiner*—Wallace R. Burke  
*Assistant Examiner*—Lavone D. Tabor  
*Attorney, Agent, or Firm*—Ladas & Parry

[21] **Appl. No.: 431,628**

[57] **CLAIM**

[22] **Filed: Nov. 3, 1989**

The ornamental design for a floor cleaning device, as shown and described.

[30] **Foreign Application Priority Data**

May 9, 1989 [IT] Italy ..... 21045/89[U]  
[52] **U.S. Cl. .... D32/51; D4/122; D32/40**

[58] **Field of Search .... D4/122; D32/15, 35, D32/38, 40, 45, 50-52; 15/98-99, 208, 209 D, 210 R, 228, 230, 230.11-230.12, 231; 401/197**

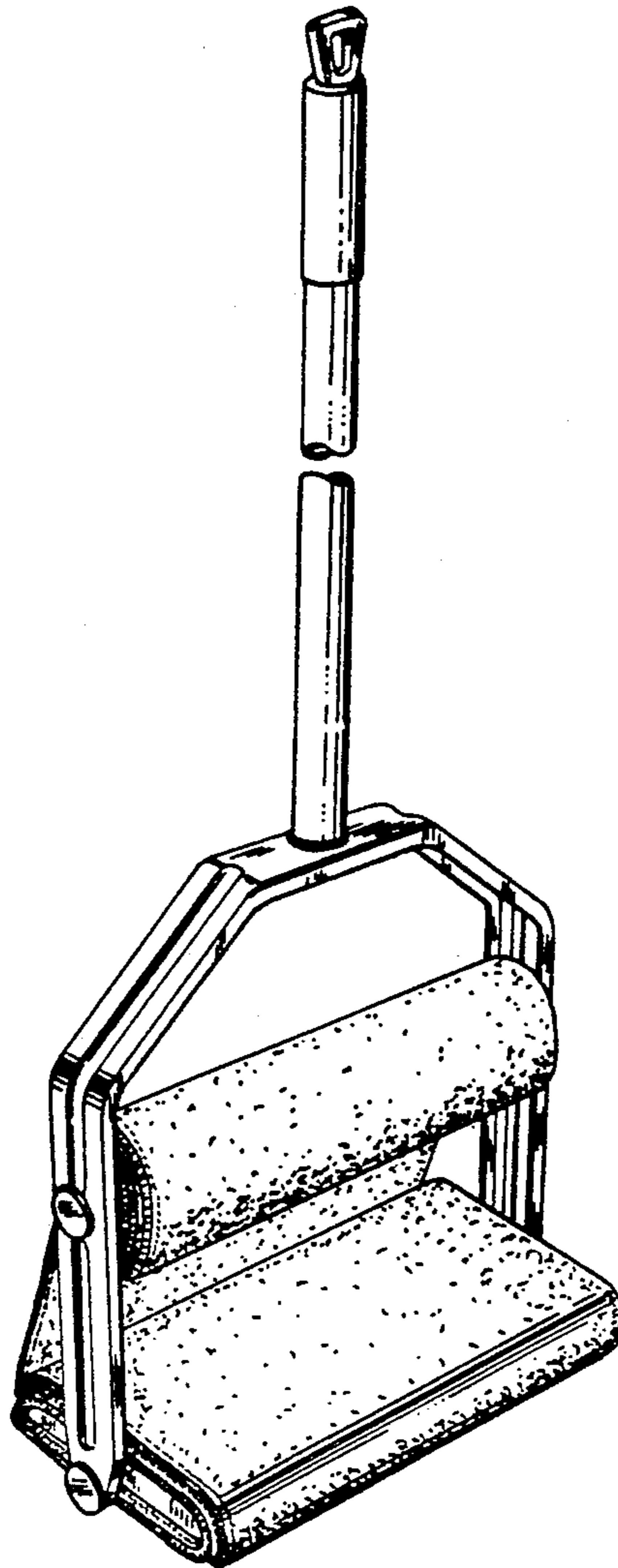
**DESCRIPTION**

[56] **References Cited**

**U.S. PATENT DOCUMENTS**

D. 281,362 11/1985 Ingermann et al. .... D32/50

**FIG. 1** is a perspective view of a floor cleaning device showing my new design;  
**FIG. 2** is a bottom plan view thereof;  
**FIG. 3** is a top plan view thereof;  
**FIG. 4** is a front elevational view thereof;  
**FIG. 5** is a side elevational view thereof, the opposite side being a mirror image; and  
**FIG. 6** is a rear elevational view thereof,  
The handle is shown broken away in **FIGS. 1, and 4-6** to indicate indeterminate length.



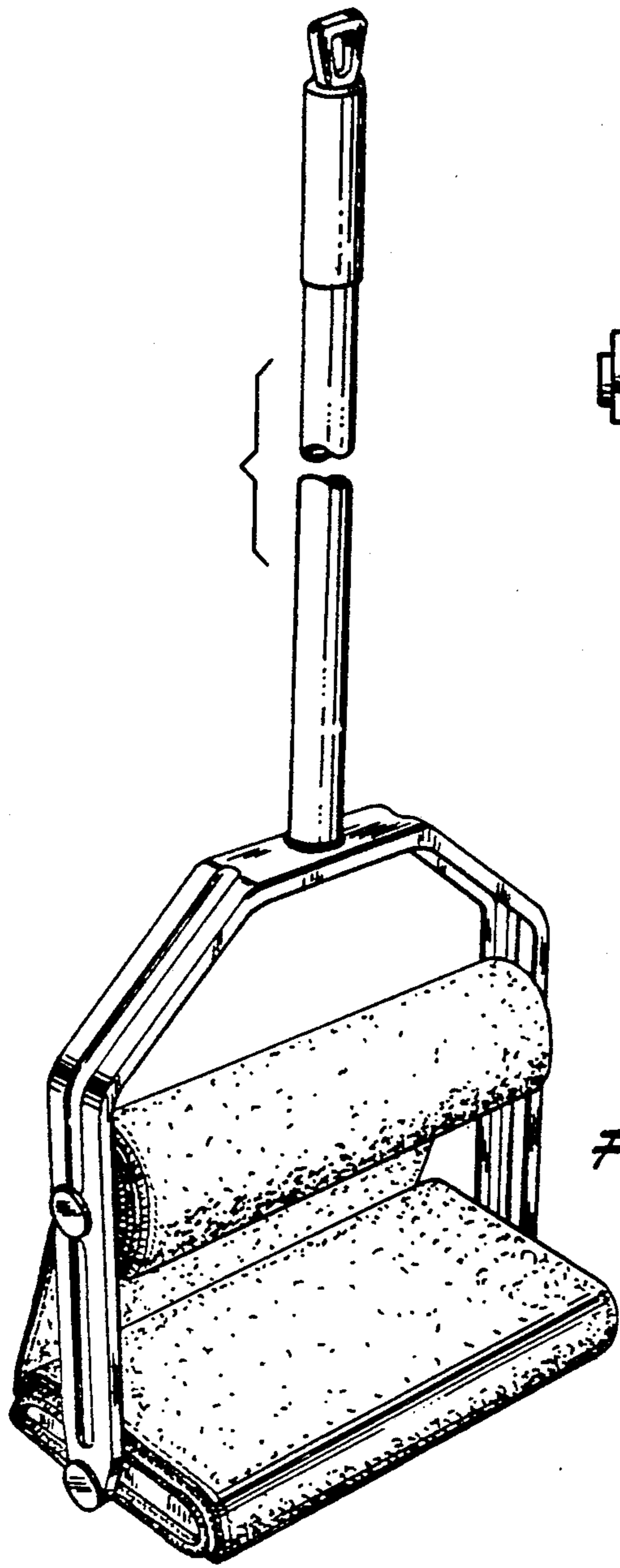


Fig. 1

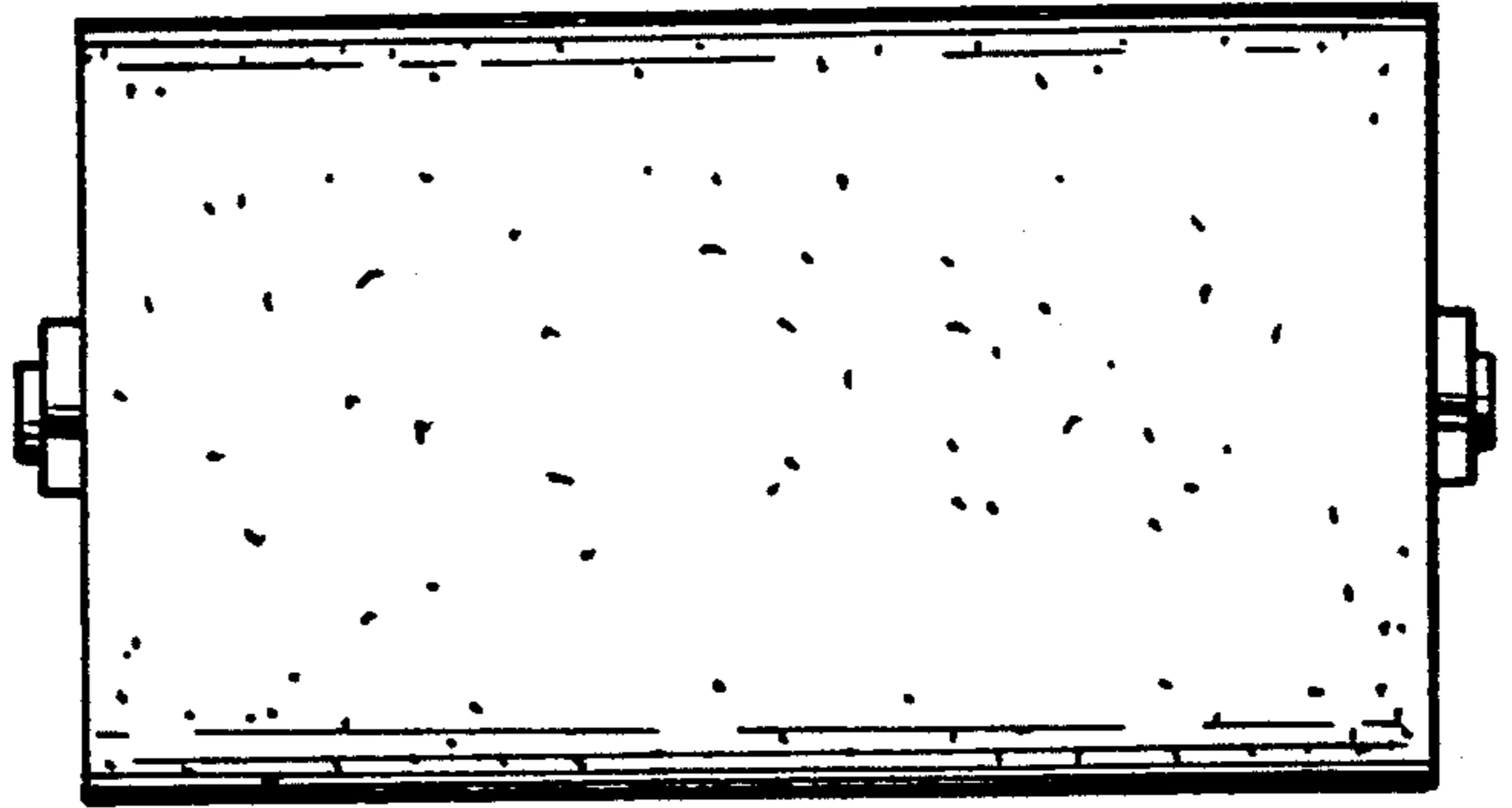


Fig. 2

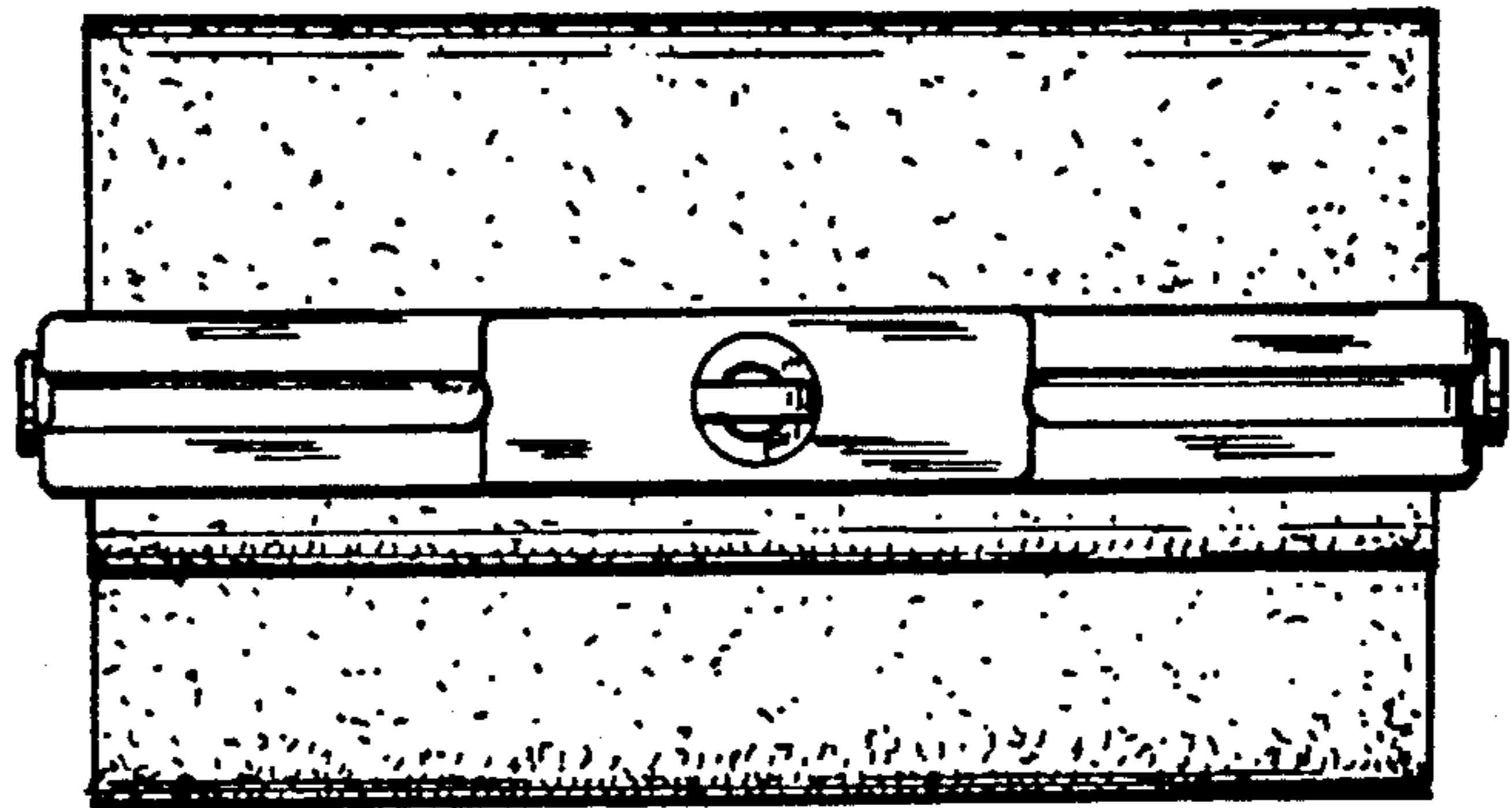


Fig. 3

