



US00D323721S

United States Patent [19]

[11] Patent Number: **Des. 323,721**

Bushberger

[45] Date of Patent: **** Feb. 4, 1992**

[54] **DENTAL FLOSSER**

[76] Inventor: **Todd E. Bushberger, S72 W13839 Woods Rd., Muskego, Wis. 53150**

[**] Term: **14 Years**

[21] Appl. No.: **543,565**

[22] Filed: **Jun. 22, 1990**

[52] U.S. Cl. **D28/64**

[58] Field of Search **D28/64; 132/321-329**

3,378,017	4/1968	Stiles	132/324
3,421,524	1/1969	Waters	132/92
3,759,274	9/1973	Warner	132/92 R
3,835,872	9/1974	Daniel	132/92 R
4,265,257	5/1981	Salyer	132/92 R
4,338,957	7/1982	Meibauer	132/91
4,586,521	5/1986	Urso	132/92 R
4,605,025	8/1986	McSpadden	132/92 R
4,706,695	11/1987	Urso	132/92 R
4,830,032	5/1989	Jousson	132/323

Primary Examiner—Susan J. Lucas
Assistant Examiner—M. H. Tung
Attorney, Agent, or Firm—Michael, Best & Friedrich

[56] **References Cited**

U.S. PATENT DOCUMENTS

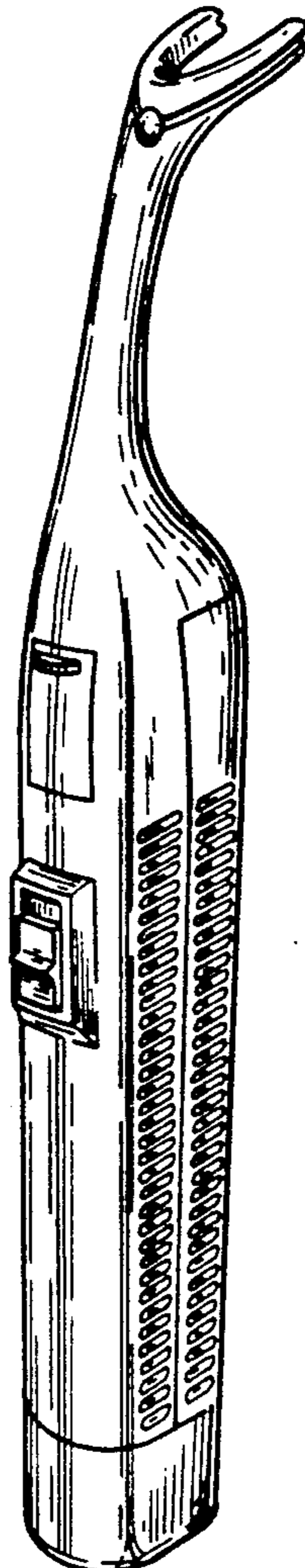
D. 251,859	5/1979	Kent	D28/64
D. 265,004	6/1982	Davis	D28/64
D. 275,039	8/1984	Loubier	D28/64
618,009	1/1899	La Varre .	
1,171,177	2/1916	De L'eau .	
1,184,052	5/1916	Turner et al. .	
1,480,101	1/1924	Ogden .	
2,187,442	1/1940	Beach	132/92
2,282,700	5/1942	Bobbhoff	15/22
2,534,745	10/1970	Waters	132/92

[57] **CLAIM**

The ornamental design for a dental flosser, as shown.

DESCRIPTION

FIG. 1 is a rear, side perspective view of a dental flosser showing my new design;
FIG. 2 is a front elevational view thereof;
FIG. 3 is an opposite side elevational view thereof;
FIG. 4 is a bottom plan view thereof; and
FIG. 5 is a top plan view thereof.






Fig. 1



Fig. 2

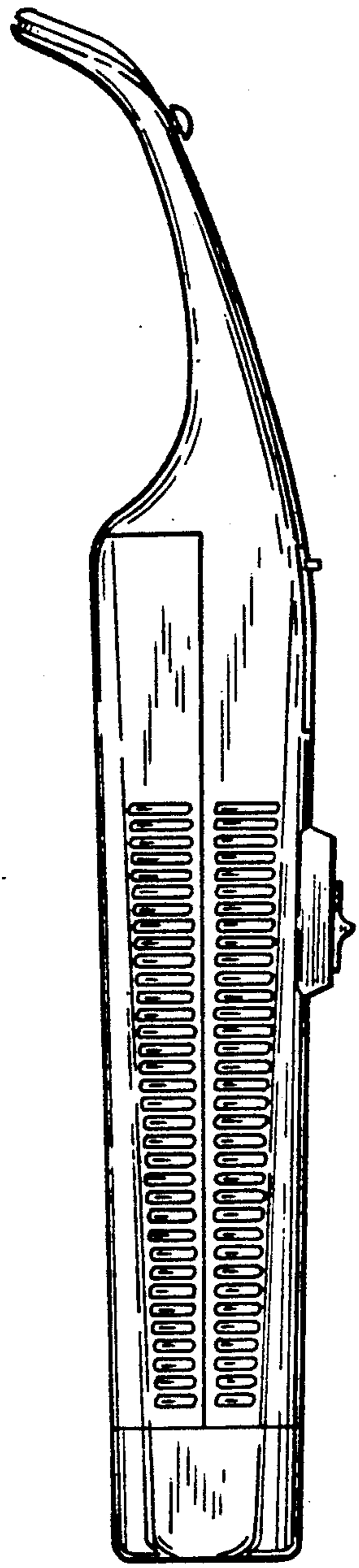


Fig. 3




Fig. 5

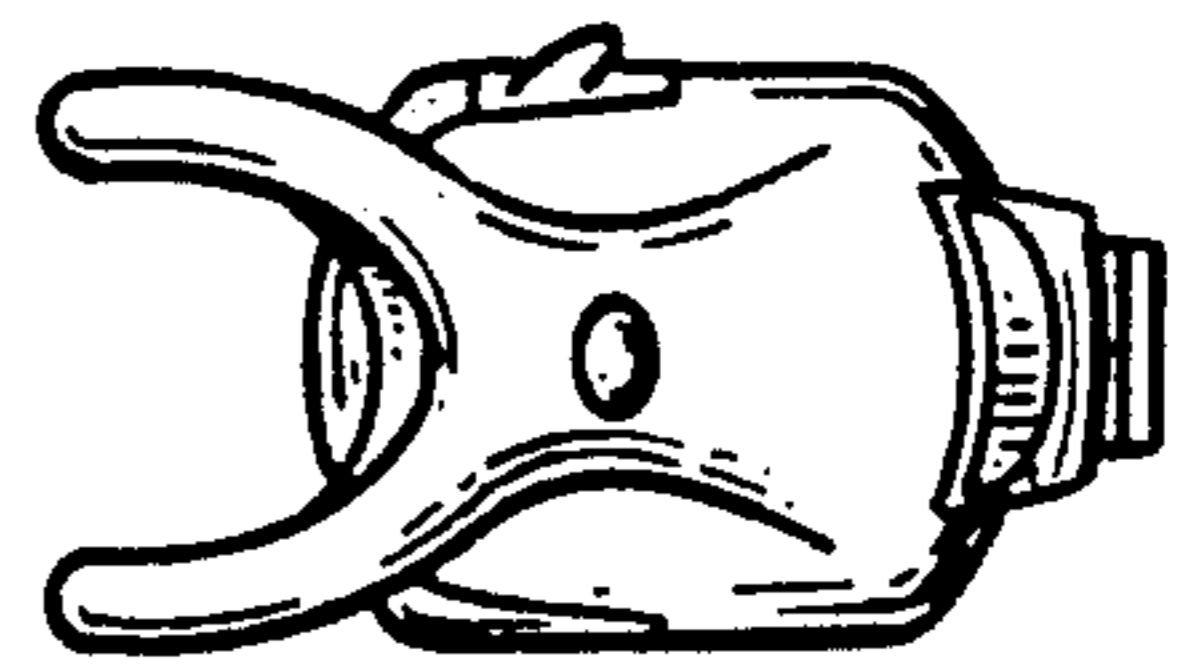


Fig. 4