



US00D323694S

# United States Patent [19]

[11] Patent Number: **Des. 323,694**

Pipes

[45] Date of Patent: **\*\* Feb. 4, 1992**

[54] **KNIFE**

[75] Inventor: **Kevin G. Pipes, Sevierville, Tenn.**

[73] Assignee: **Lucasfilm, Ltd., Nicasio, Calif.**

[\*\*] Term: **14 Years**

[21] Appl. No.: **410,232**

[22] Filed: **Sep. 21, 1989**

[52] U.S. Cl. .... **D22/118; D7/651**

[58] Field of Search ..... **D7/642, 643, 649-651, D7/693; D18/100, 102, 103; D22/118**

[56] **References Cited**

### U.S. PATENT DOCUMENTS

D. 67,685	6/1925	Drew	.....	D22/118
D. 220,463	4/1971	Pugh	.....	D22/118
D. 220,930	6/1971	Arlett	.....	D22/118
D. 233,232	10/1974	Koppe	.....	D7/649 X
2,037,943	4/1936	Stiehl et al.	.....	30/340
2,636,267	4/1953	Whitcomb	.....	D7/650 X

### FOREIGN PATENT DOCUMENTS

2586606	3/1987	France	.....	30/344
---------	--------	--------	-------	--------

### OTHER PUBLICATIONS

Guns & Ammo Knives Book, p. 23, Eagle Head Hilt far right.

The Gun Digest Book of Knives by B. R. Hughes & Jack Lewis, p. 20; 12-13 Thorp Bowie Knife at top.

The Knife Guide by Bernard Levine, © 1981; pp. 50 & 137; Eagle Hilt Knives on both pages.

Popular Mechanics; Aug. 1982; p. 80; Classic Bowie second from top right.

*Primary Examiner*—Nelson C. Holtje

*Assistant Examiner*—Caron D. Veynar

*Attorney, Agent, or Firm*—Lalos & Keegan

### [57] CLAIM

The ornamental design for a knife, as shown and described.

### DESCRIPTION

FIG. 1 is a top right perspective view of a knife showing my new design;

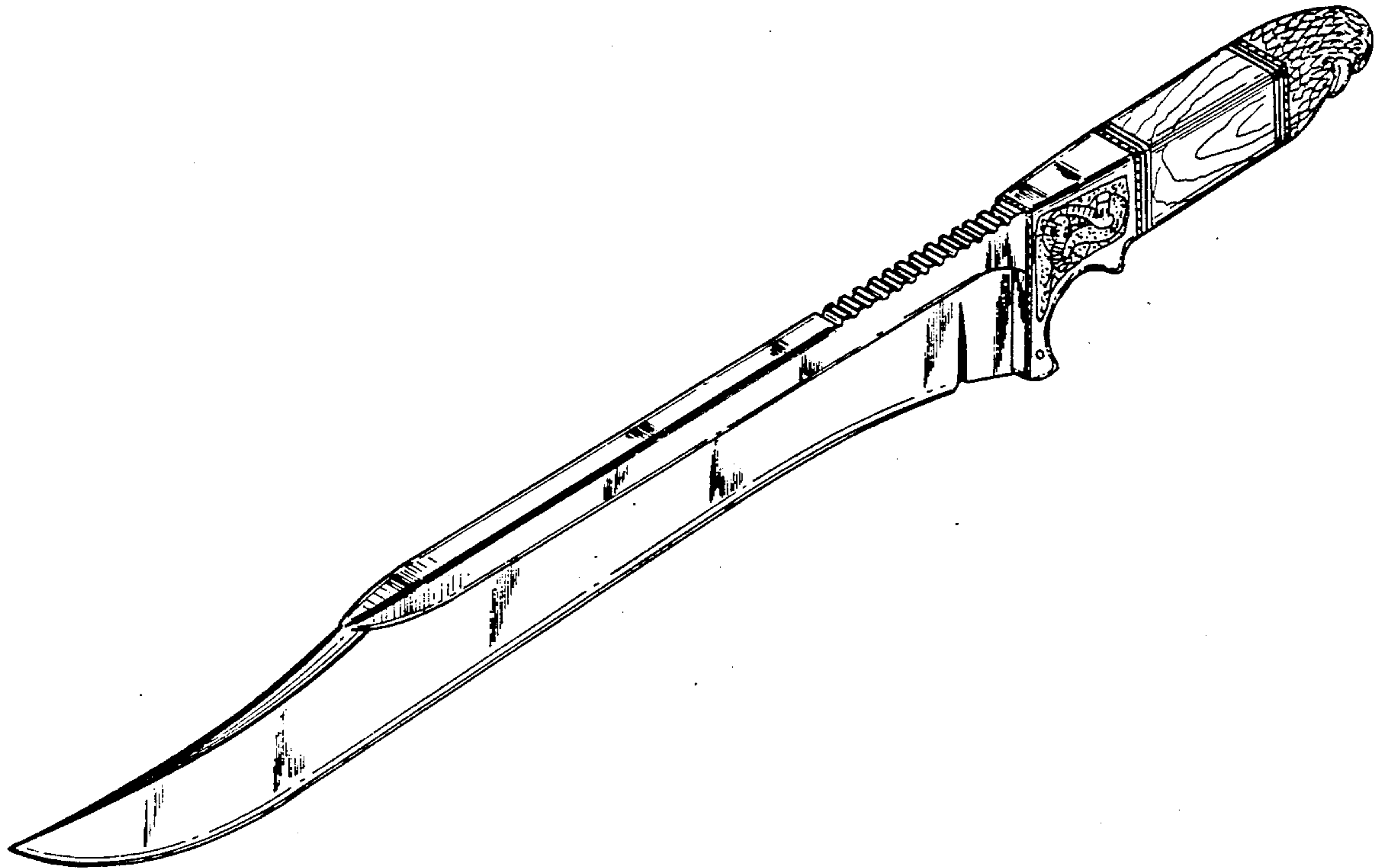
FIG. 2 is a top plan view thereof;

FIG. 3 is a right side elevational view thereof, the left side elevational view being a mirror image thereof;

FIG. 4 is a bottom plan view thereof;

FIG. 5 is a front elevational view thereof; and

FIG. 6 is a rear elevational view thereof.



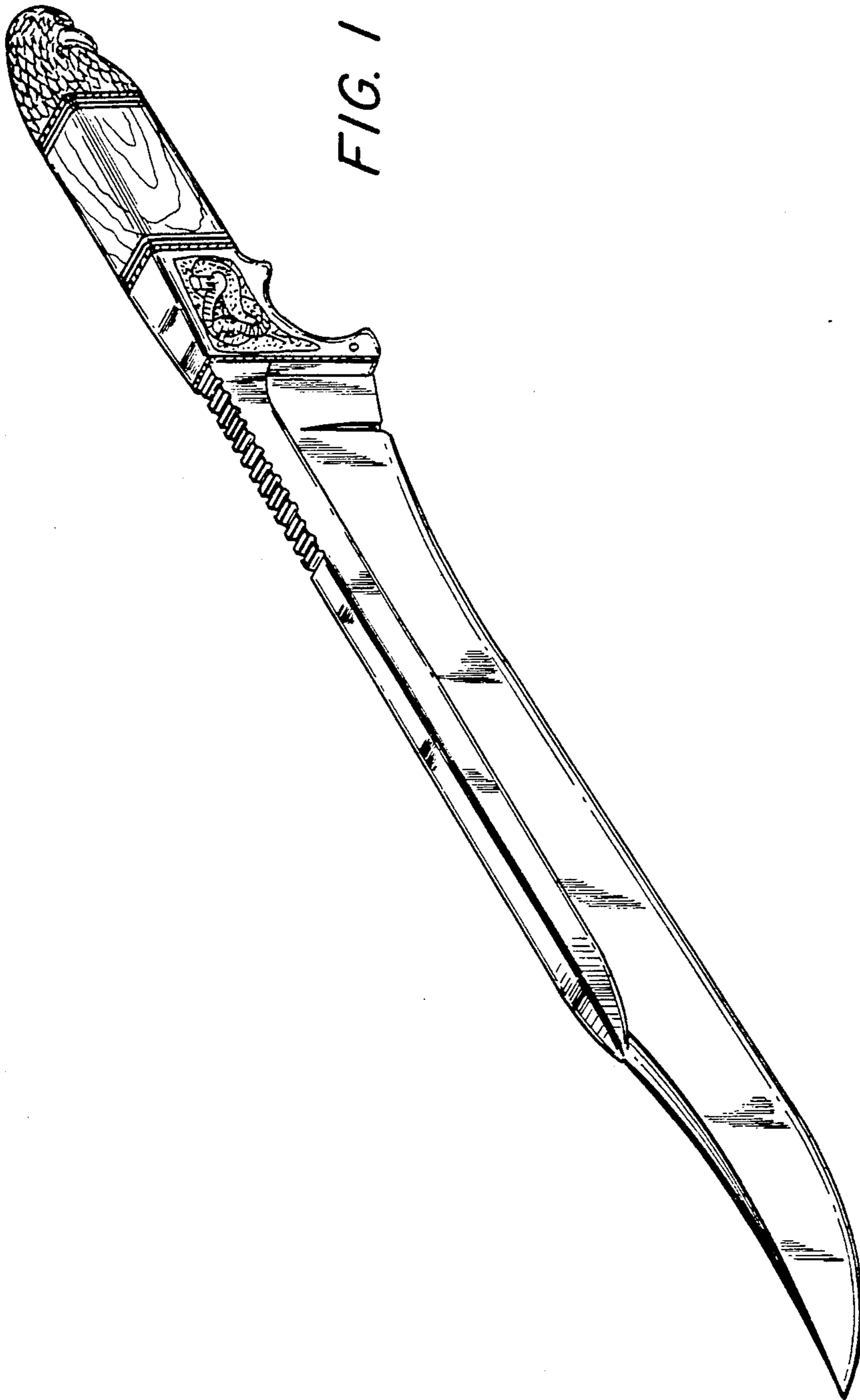


FIG. 1



FIG. 5



FIG. 6

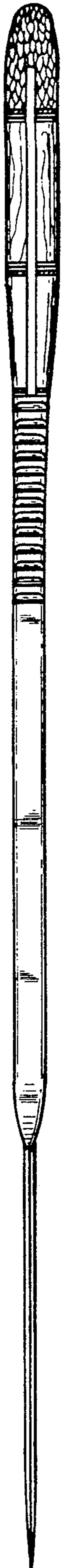


FIG. 2

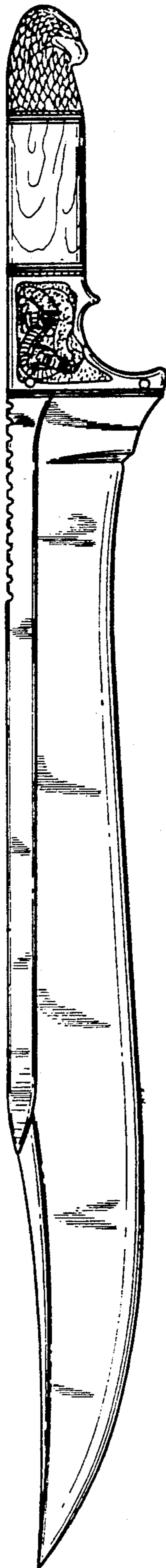


FIG. 3



FIG. 4