



US00D323677S

United States Patent [19]

[11] Patent Number: **Des. 323,677**

Evenson

[45] Date of Patent: **** Feb. 4, 1992**

[54] **MEMO HOLDER**

[75] Inventor: **Mel Evenson, San Pedro, Calif.**

[73] Assignee: **Eldon Industries, Inc., Inglewood, Calif.**

[**] Term: **14 Years**

[21] Appl. No.: **425,983**

[22] Filed: **Oct. 24, 1989**

[52] U.S. Cl. **D19/92; D19/86; D19/95**

[58] Field of Search **D19/49, 65, 66, 75, D19/77, 78, 79, 85, 86, 91, 92, 95, 99, 100, 20; 211/10, 11, 45, 50, 55, 126; 206/215, 555, 557**

[56] **References Cited**

U.S. PATENT DOCUMENTS

- D. 101,974 11/1936 Sengbusch D19/99
- D. 105,859 8/1937 Fry D19/49
- D. 106,911 11/1937 Deppermann D19/79
- D. 119,267 3/1940 Kemp D19/78 X
- D. 121,424 7/1940 Petzold D19/92 X

- D. 121,912 8/1940 Manzler D19/20 X
- D. 123,610 11/1940 Bargen D19/85 X
- D. 139,095 10/1944 Greenstein D19/92 X
- D. 145,878 11/1946 Ajero D19/77 X
- D. 151,959 12/1948 Bowers D19/85 X
- D. 259,428 6/1981 Macowski D19/92

Primary Examiner—Bruce W. Dunkins

Assistant Examiner—Martha Thompson

[57] **CLAIM**

The ornamental design for a memo holder, as shown and described.

DESCRIPTION

FIG. 1 is a top plan view of a memo holder showing my new design;

FIG. 2 is a bottom plan view thereof;

FIG. 3 is a left side elevational view, the right side elevational view being a mirror image thereof;

FIG. 4 is a front elevational view thereof;

FIG. 5 is a rear elevational view thereof; and

FIG. 6 is a top, left front perspective view thereof, drawn to a reduced scale.




FIG 1

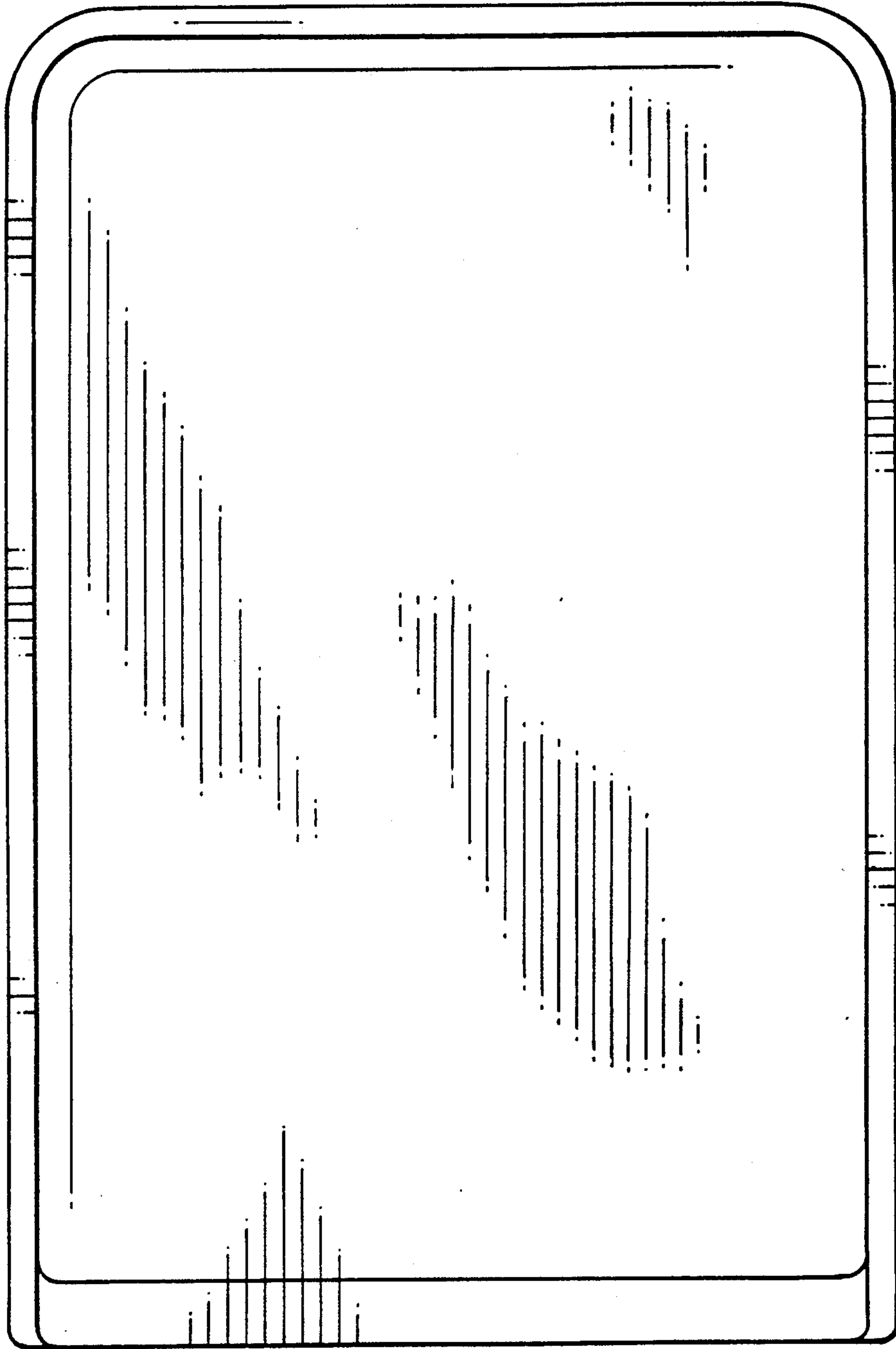


FIG 2




FIG 3

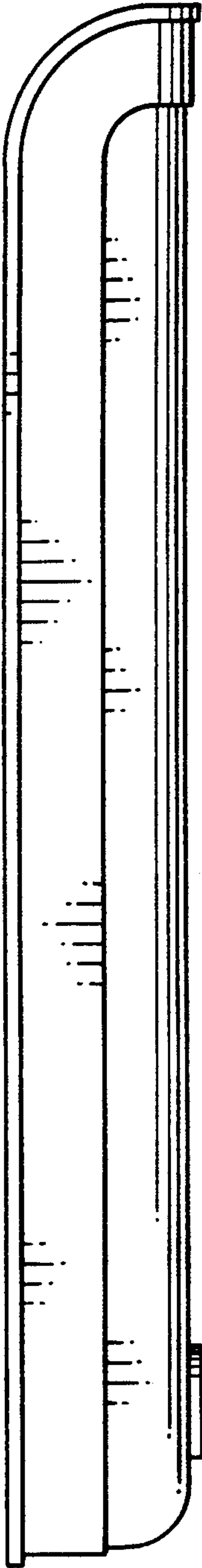


FIG 4




FIG 5

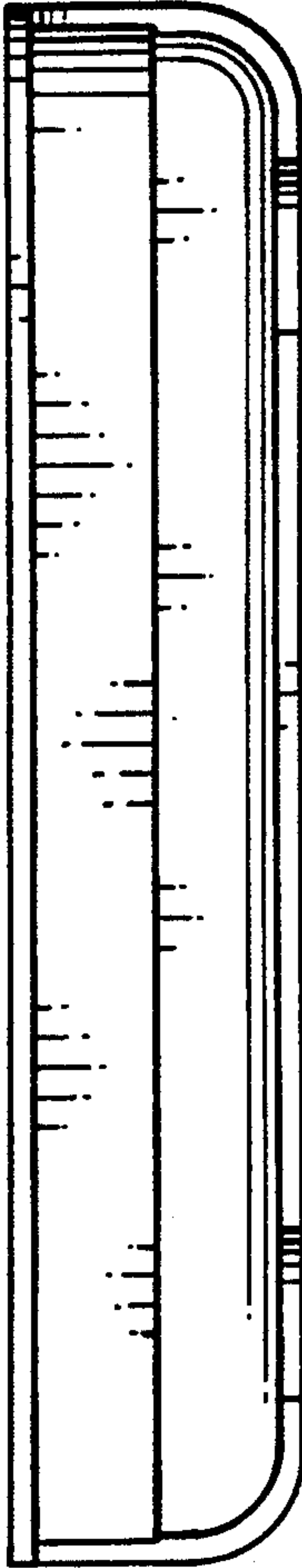


FIG 6

