



US00D323655S

United States Patent [19]

[11] Patent Number: **Des. 323,655**

Bethea et al.

[45] Date of Patent: **** Feb. 4, 1992**

[54] **COMBINED HANDSET TELEPHONE AND CLOCK**

[76] Inventors: **Gloria S. Bethea; James H. Bethea,**
both of 613 S. Blount St., Raleigh,
N.C. 27601

[**] Term: **14 Years**

[21] Appl. No.: **601,566**

[22] Filed: **Oct. 23, 1990**

[52] U.S. Cl. **D14/144; D14/138;**
D14/148

[58] Field of Search **D14/143, 147, 248, 138;**
379/433, 440

[56] **References Cited**

U.S. PATENT DOCUMENTS

D. 243,619	3/1977	Olsson	D14/151
D. 256,917	9/1980	DeFilippis	D14/151
D. 258,288	2/1981	Aikawa	D14/149
D. 277,378	1/1985	Cooke et al.	D14/147
D. 284,471	7/1986	Felix et al.	D14/248
D. 284,663	7/1986	Edwards et al.	D14/147 X
D. 288,561	3/1987	Bond	D14/148 X
D. 299,462	1/1989	Sullivan et al.	D14/147

D. 301,034	5/1989	Fujita et al.	D14/138
D. 301,499	6/1989	Tapdrup	D14/143
349,539	9/1886	Tabony	D14/146 UX
3,029,593	4/1962	Gerace	58/16
3,874,164	4/1975	Bell	58/152
4,679,234	7/1987	Earwood	379/433

Primary Examiner—Horace B. Fay, Jr.

Attorney, Agent, or Firm—Terry M. Gernstein

[57] **CLAIM**

The ornamental design for a combined handset telephone and clock, as shown and described.

DESCRIPTION

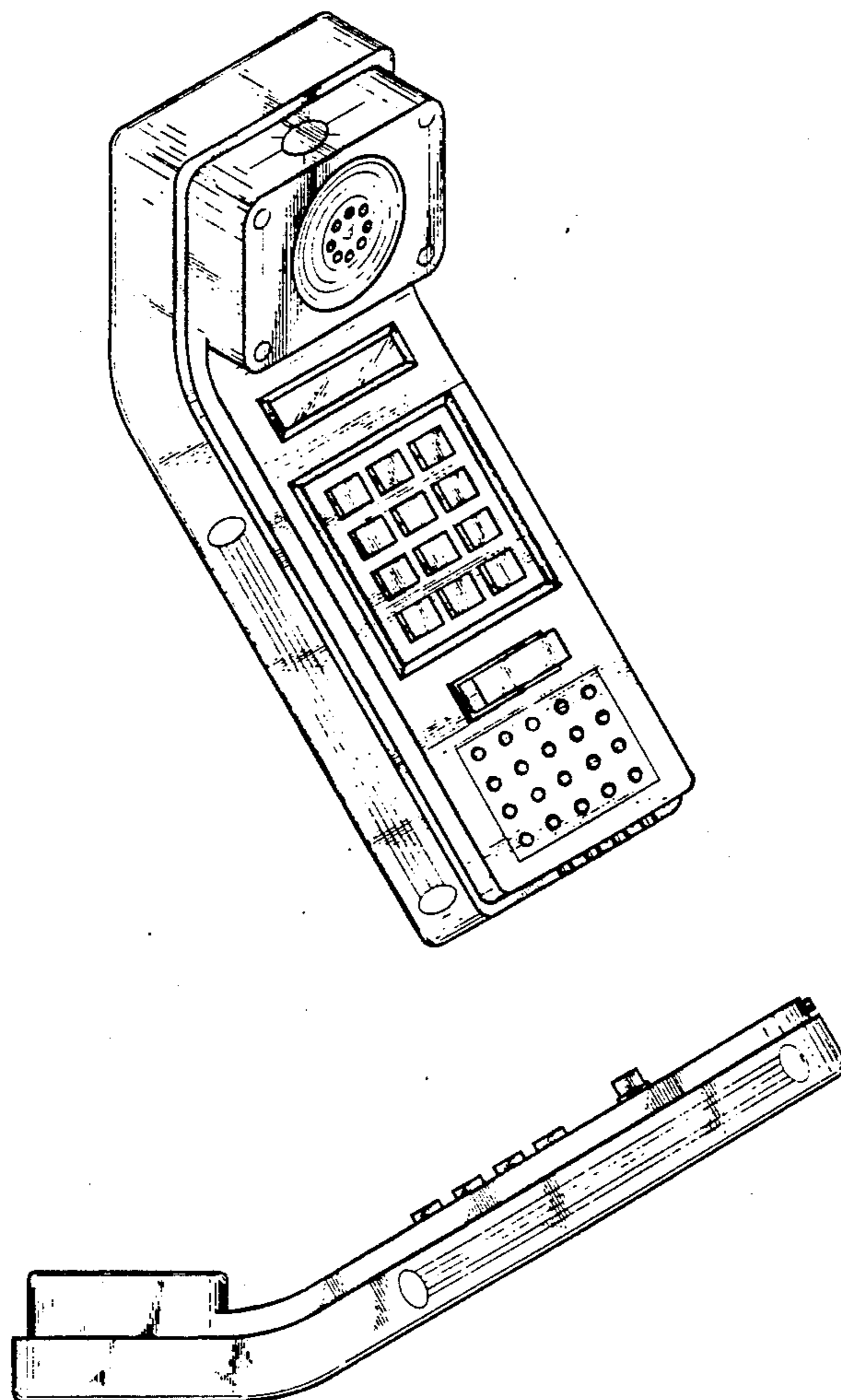
FIG. 1 is a right side, and rear elevation perspective view of a combined handset telephone and clock showing our new design;

FIG. 2 is left side, top and front perspective view thereof;

FIG. 3 is a left side elevational view thereof, the side opposite being a mirror image;

FIGS. 4 and 5 are respectively top and bottom end elevational view thereof; and

FIGS. 6 and 7 are respectively rear and front elevational views thereof.



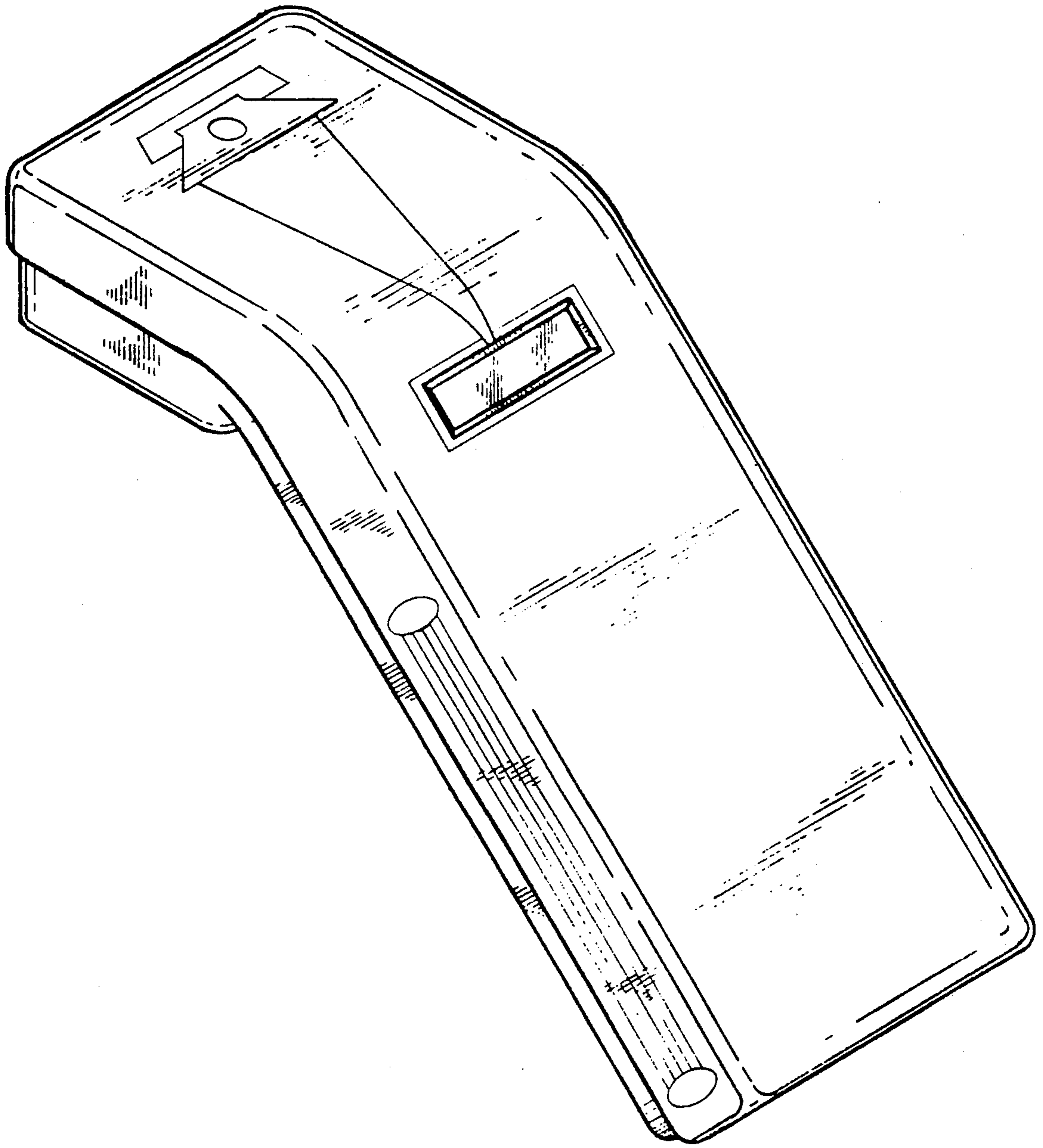


FIG. 1

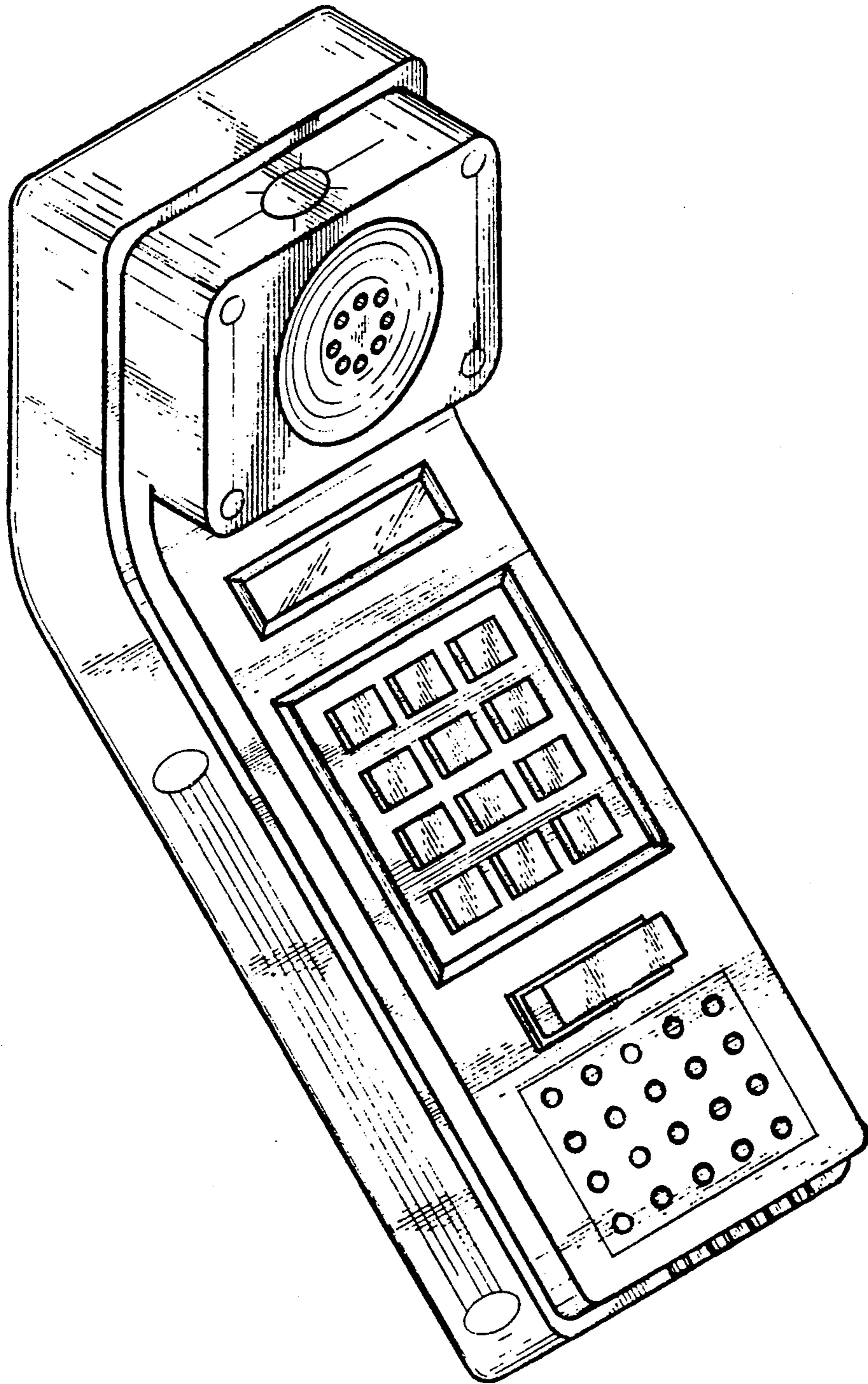


FIG. 2.

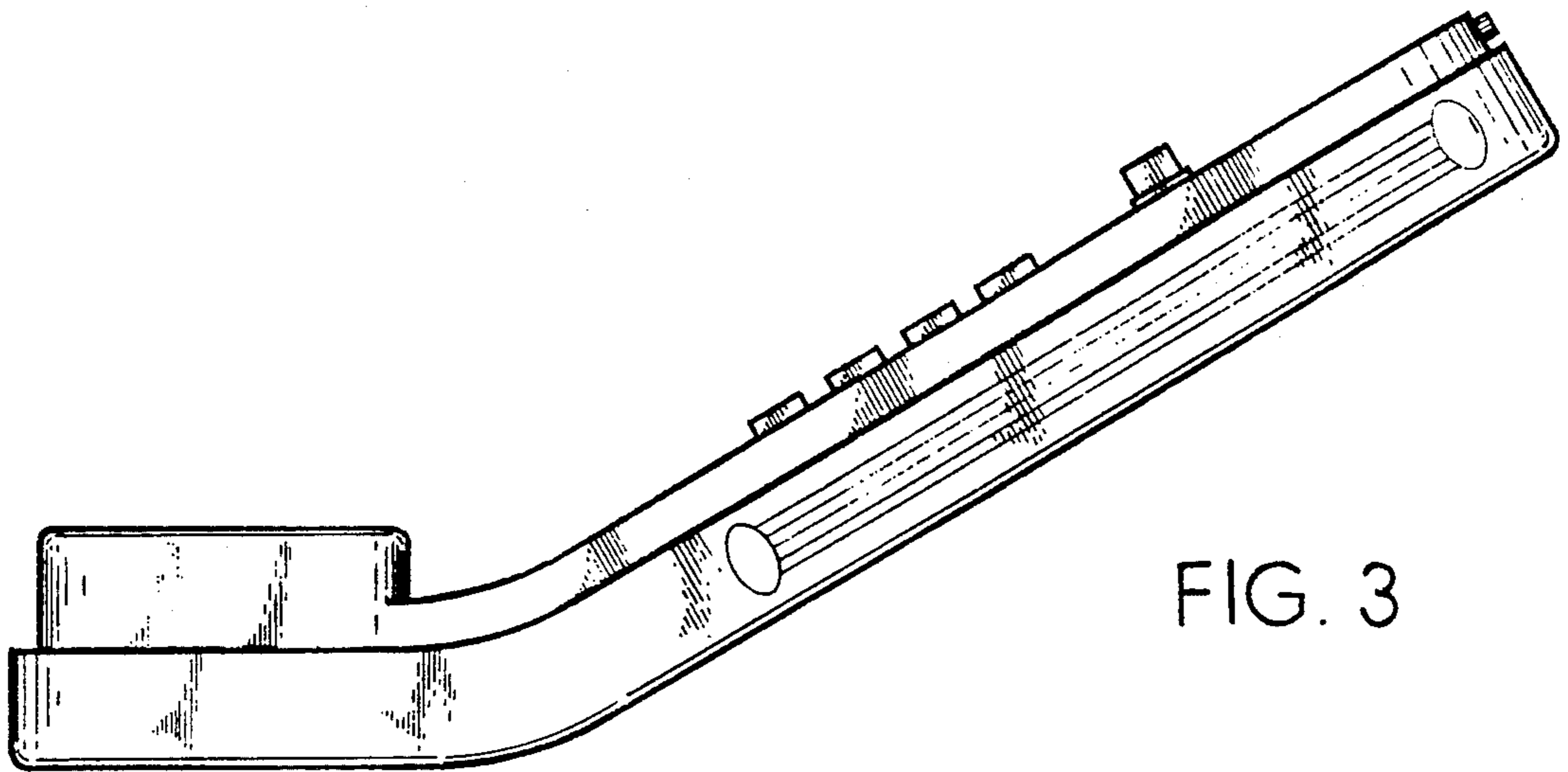


FIG. 3




FIG. 4




FIG. 5

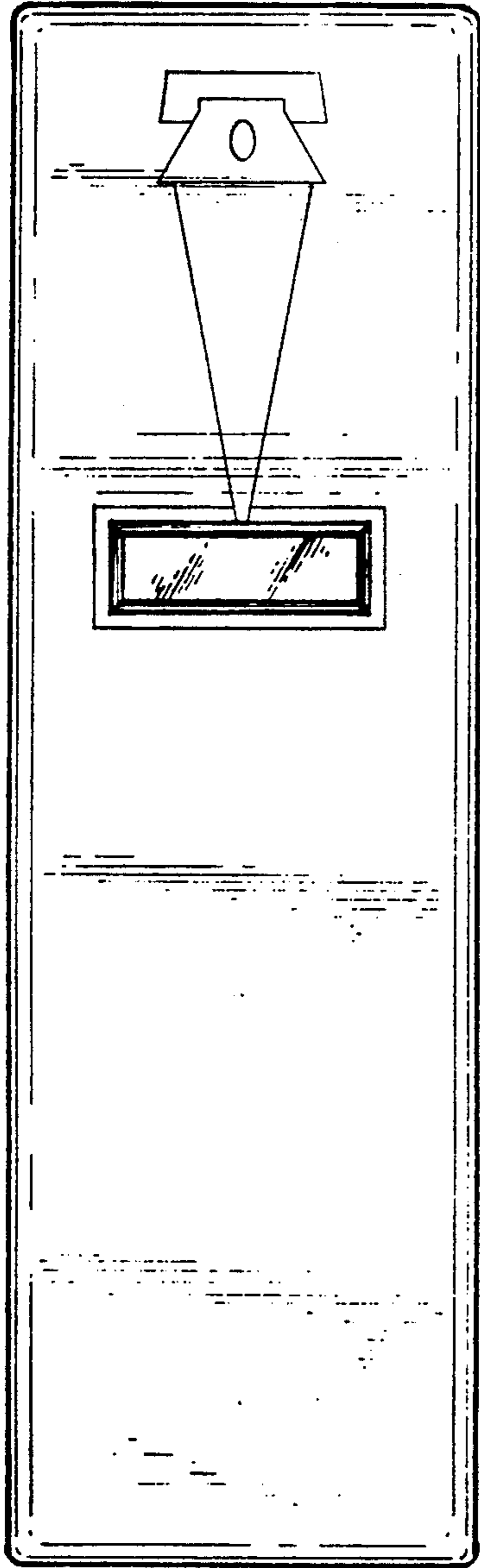


FIG. 6




FIG. 7