



US00D323633S

United States Patent [19]

[11] Patent Number: **Des. 323,633**

Mastoloni

[45] Date of Patent: **** Feb. 4, 1992**

[54] **BRACELET**

1,518,745 12/1924 Mehrlost 63/4

[75] Inventor: **Edward J. Mastoloni**, Greenwich, Conn.

Primary Examiner—A. Hugo Word

Assistant Examiner—R. T. Seifert

[73] Assignee: **Frank Mastoloni & Sons, Inc.**, New York, N.Y.

Attorney, Agent, or Firm—Kirschstein, Ottinger, Israel & Schiffmiller

[**] Term: **14 Years**

[57] **CLAIM**

The ornamental design for a bracelet, as shown and described.

[21] Appl. No.: **367,112**

[22] Filed: **Jun. 16, 1989**

DESCRIPTION

[52] U.S. Cl. **D11/3; D11/16**

FIG. 1 is a side elevational view of a bracelet showing my new design;

[58] Field of Search **D11/1-25, D11/93-94; 59/78-90, 92; 63/1.1-6, 9, 11**

FIG. 2 is a partial enlarged top plan view;

FIG. 3 is a side elevational view of FIG. 2;

FIG. 4 is a bottom plan view of FIG. 2;

FIG. 5 is a sectional view taken along lines 5—5 of FIG. 3; and

FIG. 6 is a partial enlarged bottom perspective view of the portion of the bracelet featuring the fastening element.

[56] **References Cited**

U.S. PATENT DOCUMENTS

D. 42,643	6/1912	Meyers	D11/16
D. 110,568	7/1938	Garfinkel	D11/12
D. 186,951	12/1959	Gonicberg	D11/16
1,414,691	5/1922	Dean	59/80




FIG. 1

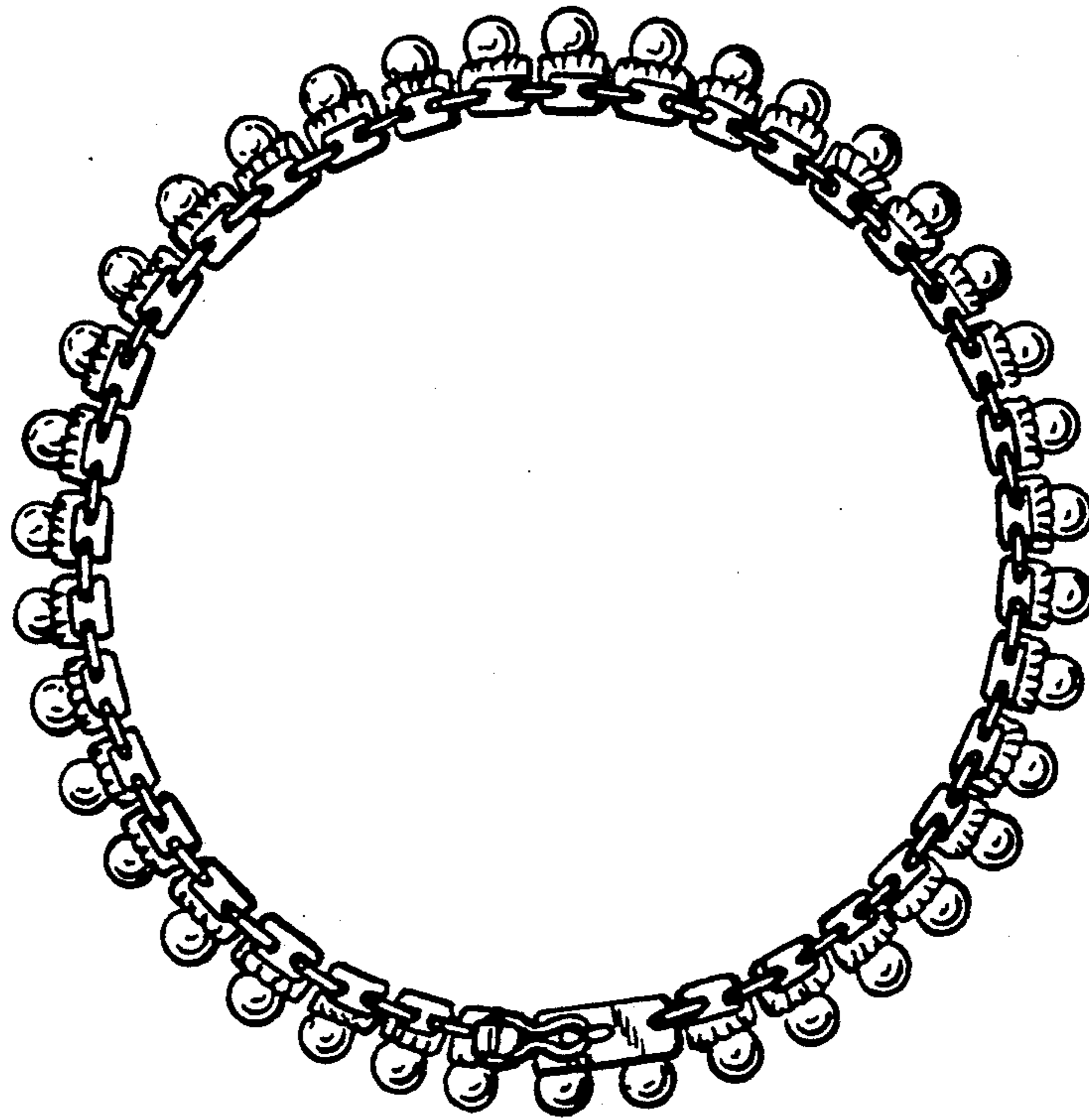


FIG. 2

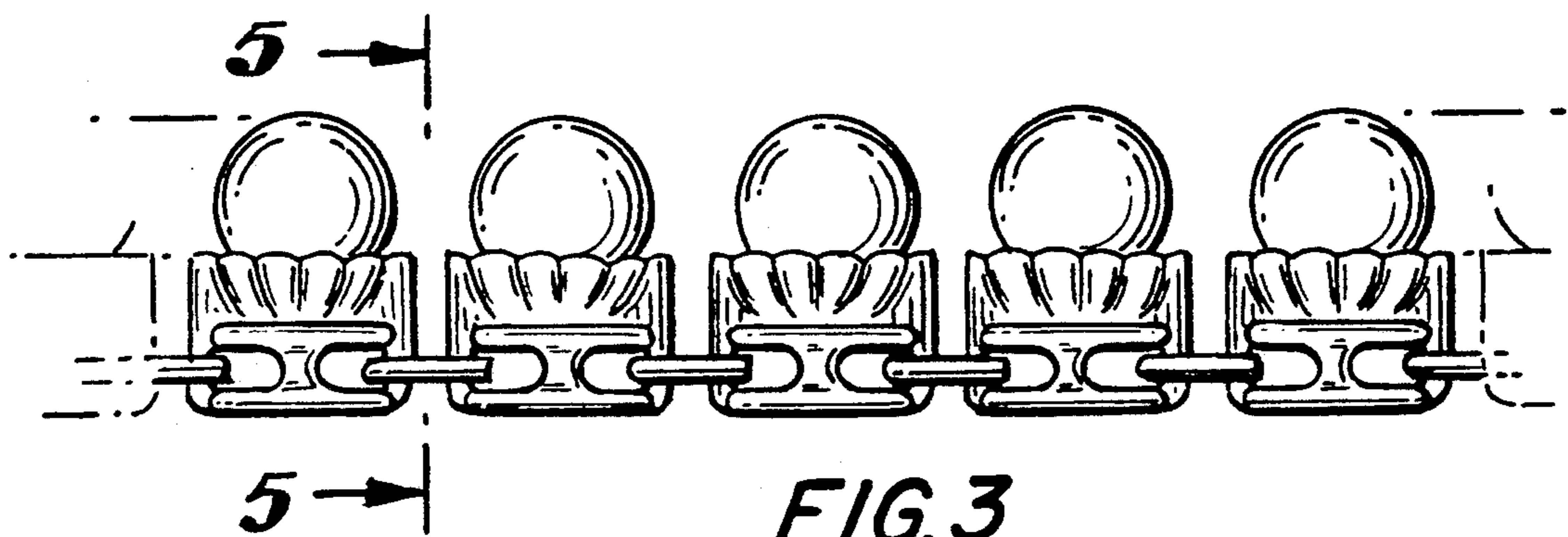



FIG. 3

FIG. 4




FIG. 5




FIG. 6

