



US00D323610S

United States Patent [19]

Tye et al.

[11] Patent Number: **Des. 323,610**

[45] Date of Patent: **** Feb. 4, 1992**

[54] **LEVER HANDLE**

[75] Inventors: **Alan P. Tye**, Tring; **David R. Perrett**; **Simon D. E. Mills**, both of Aylesbury, all of England

[73] Assignee: **G. & S. Allgood (Holdings) Limited**, London, England

[**] Term: **14 Years**

[21] Appl. No.: **428,047**

[22] Filed: **Oct. 27, 1989**

[30] **Foreign Application Priority Data**

May 5, 1989 [GB] United Kingdom 1059244
[52] U.S. Cl. **D8/308**
[58] Field of Search **D8/300, 301, 307, 308;**
74/519, 523; 16/110 R, 111 R

[56]

References Cited

PUBLICATIONS

Forms & Surfaces; Sec. Doorpulls 8.2; rear cover; lever HL91 (2nd down).

General Lock Inc. brochure; p. 1; lever 25 (middle).

Primary Examiner—B. J. Bullock

Attorney, Agent, or Firm—Wenderoth, Lind & Ponack

[57]

CLAIM

The ornamental design for a lever handle, as shown and described.

DESCRIPTION

FIG. 1 is a perspective view of the lever handle showing our new design;


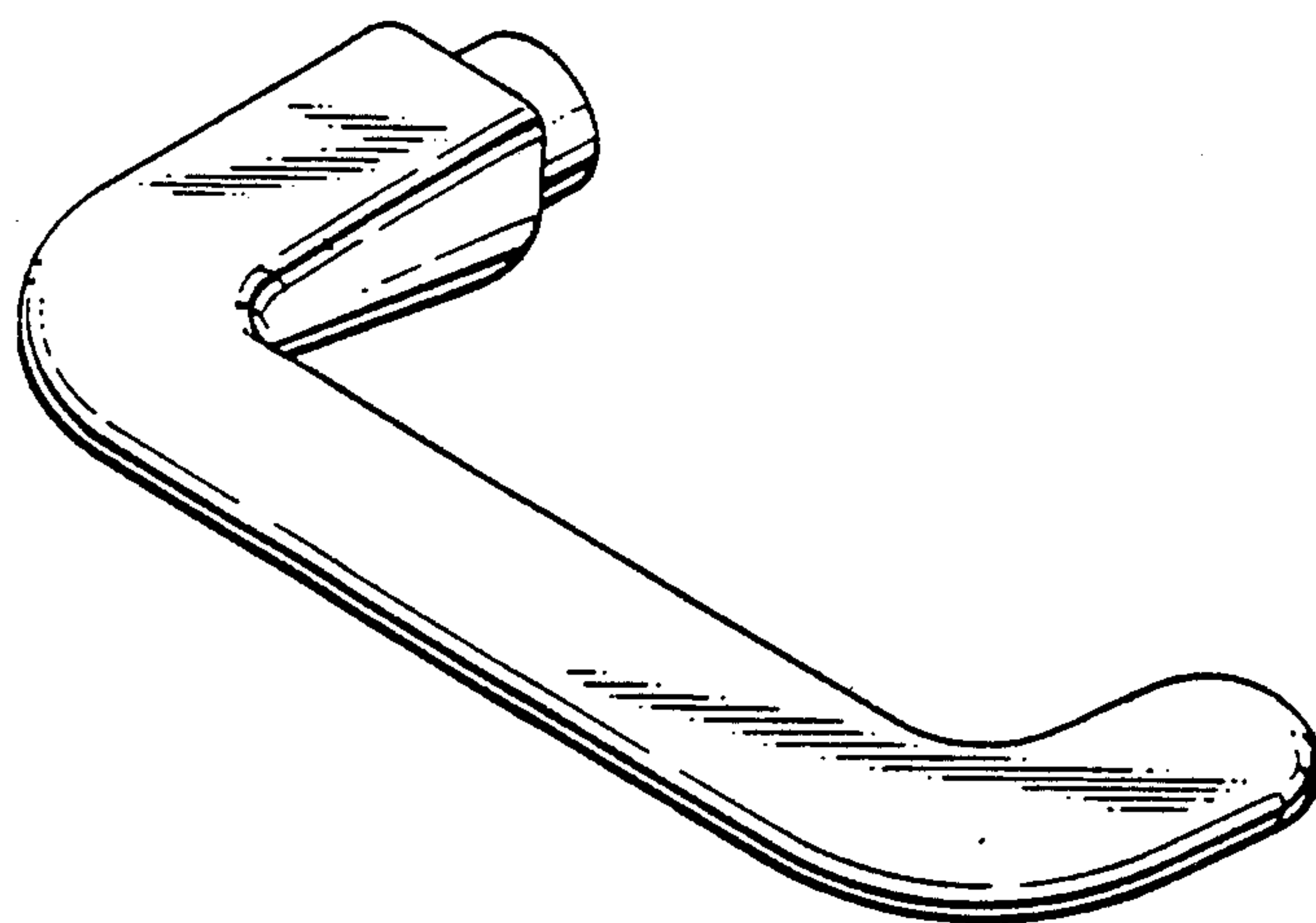
FIG. 2 is an enlarged right side elevational view thereof;

FIG. 3 is an enlarged left side elevational view thereof;

FIG. 4 is an enlarged rear elevational view thereof;

FIG. 5 is an enlarged front elevational view thereof; and

FIG. 6 is an enlarged bottom plan view thereof.



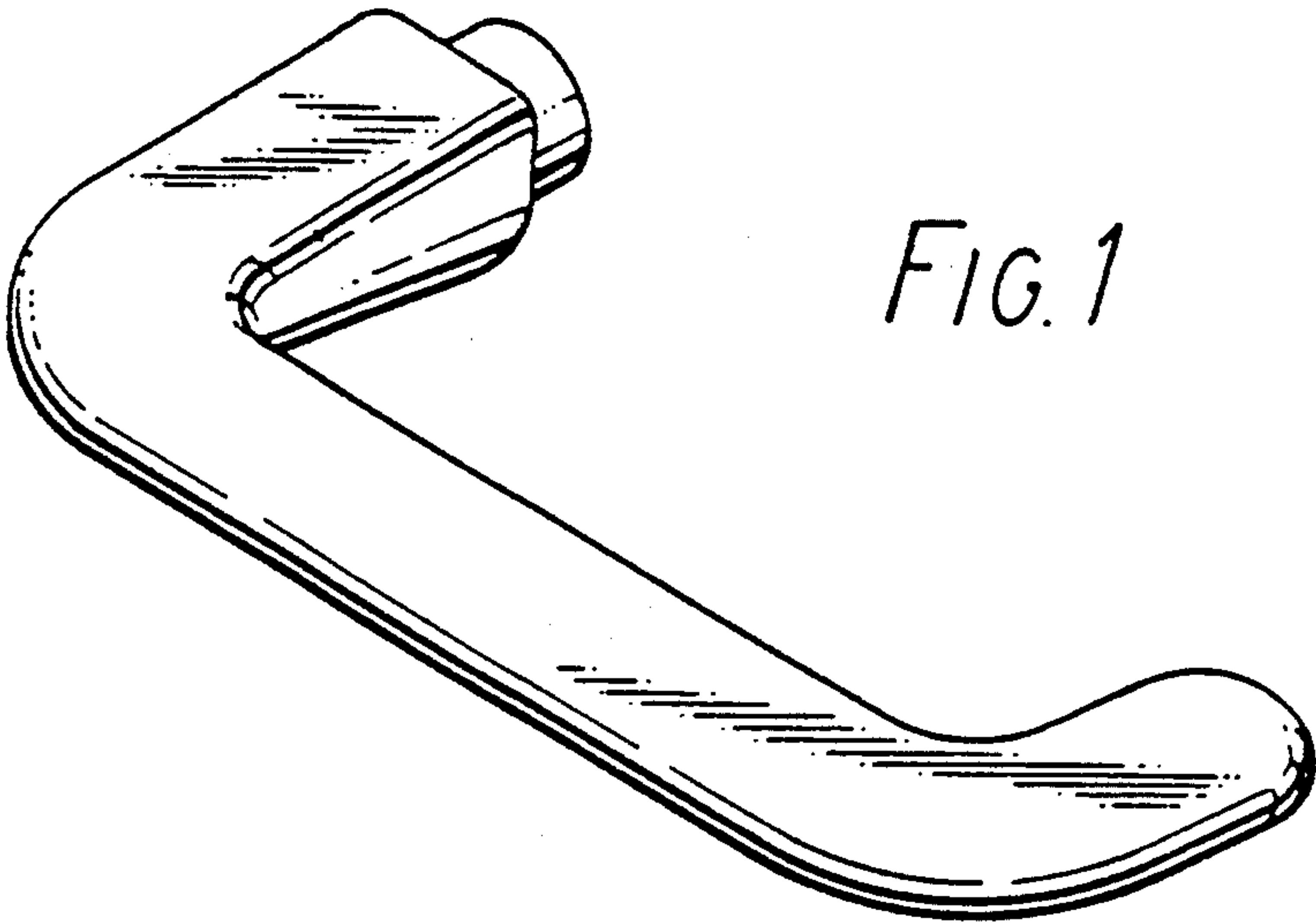


FIG. 1

FIG. 2




FIG. 3



FIG. 4




FIG. 5




FIG. 6

