



US00D323609S

United States Patent [19]

[11] Patent Number: **Des. 323,609**

McEvily

[45] Date of Patent: **** Feb. 4, 1992**

[54] **COMBINED KNIFE AND SPIRIT LEVEL**

[75] Inventor: **Charles McEvily, Harrison, N.Y.**

[73] Assignee: **Gutmann Cutlery, Inc., Mount Vernon, N.Y.**

[**] Term: **14 Years**

[21] Appl. No.: **304,830**

[22] Filed: **Feb. 1, 1989**

[52] U.S. Cl. **D8/99**

[58] Field of Search **D8/98, 99, 100, 101; D10/69; 30/151, 152, 152, 153, 154, 155, 156, 157, 158, 159, 160, 161**

[56] **References Cited**

U.S. PATENT DOCUMENTS

| | | | |
|------------|---------|-----------------|--------|
| D. 254,288 | 2/1980 | Pharr, Jr. | D8/99 |
| D. 308,810 | 6/1990 | Murawski | D8/107 |
| 784,674 | 3/1905 | Haag | D10/69 |
| 975,015 | 11/1910 | Bryant | 30/157 |

OTHER PUBLICATIONS

Schrade Catalog, 3/31/80, p. 1, Knife 293Y.
U.S. Cavalry Catalog, 1988, p. 21, Four blade Knife.
Remington Bullet Knife Book, 1985, Cover, Knife.
Klein Tools Catalog, 1987, p. 53, Knife.

Primary Examiner—Melvin B. Feifer
Assistant Examiner—Philip S. Hyder
Attorney, Agent, or Firm—Charles E. Temko

[57] **CLAIM**

The ornamental design for a combined knife and spirit level, as shown.

DESCRIPTION

FIG. 1 is a front elevational view of a combined knife and spirit level showing my new design;
FIG. 2 is a top plan view thereof;
FIG. 3 is a rear elevational view thereof;
FIG. 4 is a bottom plan view thereof;
FIG. 5 is a left side elevational view thereof; and
FIG. 6 is a right side elevational view thereof.
The characteristic feature of the design resides in the spirit level in combination with the knife best illustrated in FIGS. 1, 2 and 4 on the drawing.

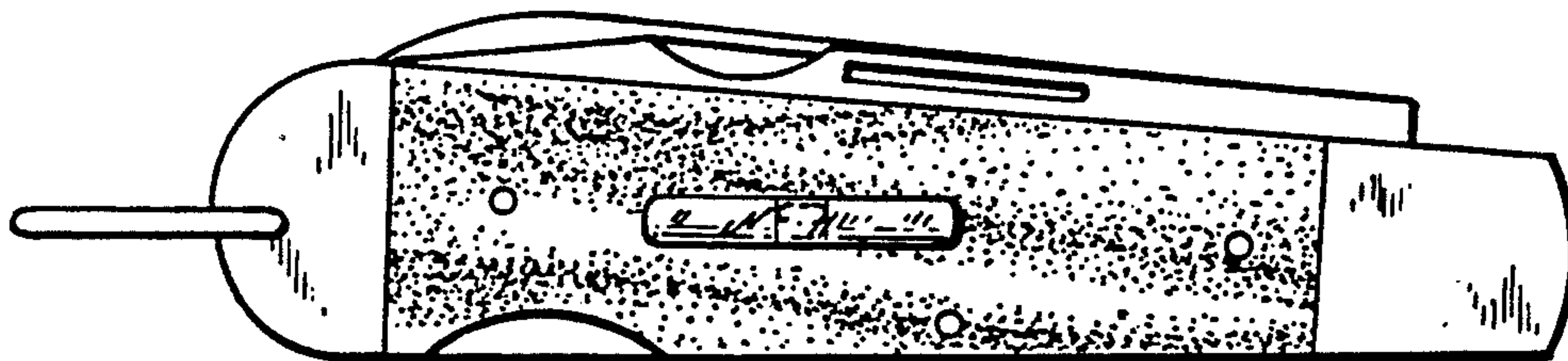


FIG. 1.

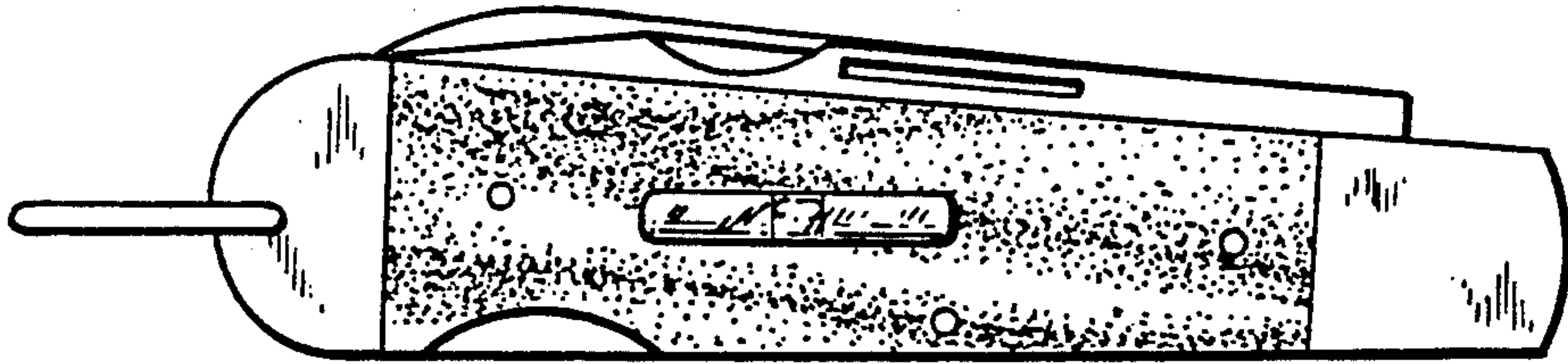


FIG. 2.

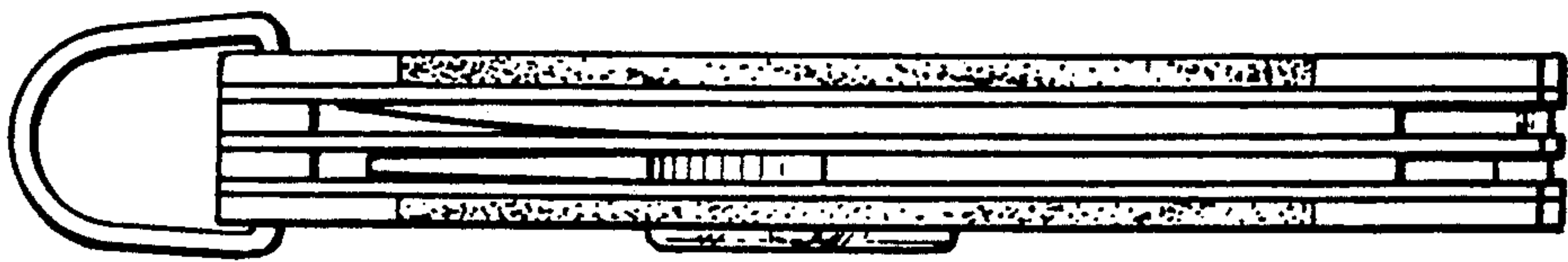


FIG. 3.




FIG. 4.



FIG. 5.

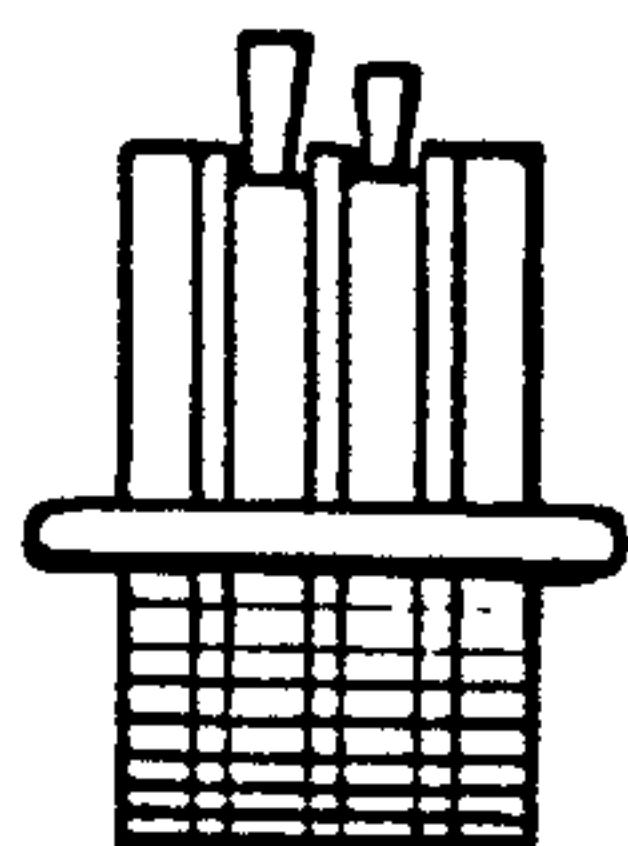


FIG. 6.

