



US00D323587S

United States Patent [19]

[11] Patent Number: **Des. 323,587**

Primeau

[45] Date of Patent: **** Feb. 4, 1992**

[54] **HANGING SUPPORT**

[75] Inventor: **Mario Primeau, St-Leonard, Canada**

[73] Assignee: **2549-1622 Quebec Inc., Longueuil, Canada**

[**] Term: **14 Years**

[21] Appl. No.: **303,679**

[22] Filed: **Jan. 30, 1989**

[30] **Foreign Application Priority Data**

Jul. 28, 1988 [CA] Canada 2807883

[52] U.S. Cl. **D6/327; D8/373**

[58] Field of Search D8/349, 354, 367, 373, D8/376; D6/315, 326, 327, 513; 211/45, 113; 206/806; 223/85, 89-91, 95-96

[56] **References Cited**

U.S. PATENT DOCUMENTS

D. 282,790 3/1986 Morawski D6/327
D. 283,273 4/1986 Rhyne D6/327

D. 285,264 8/1986 Miale D6/327
D. 287,085 12/1986 Leeds D6/327 X
D. 299,240 1/1989 Henningsen D8/349 X
4,115,940 9/1978 Phillip 223/85
4,177,841 12/1979 Meckstroth D6/327 X

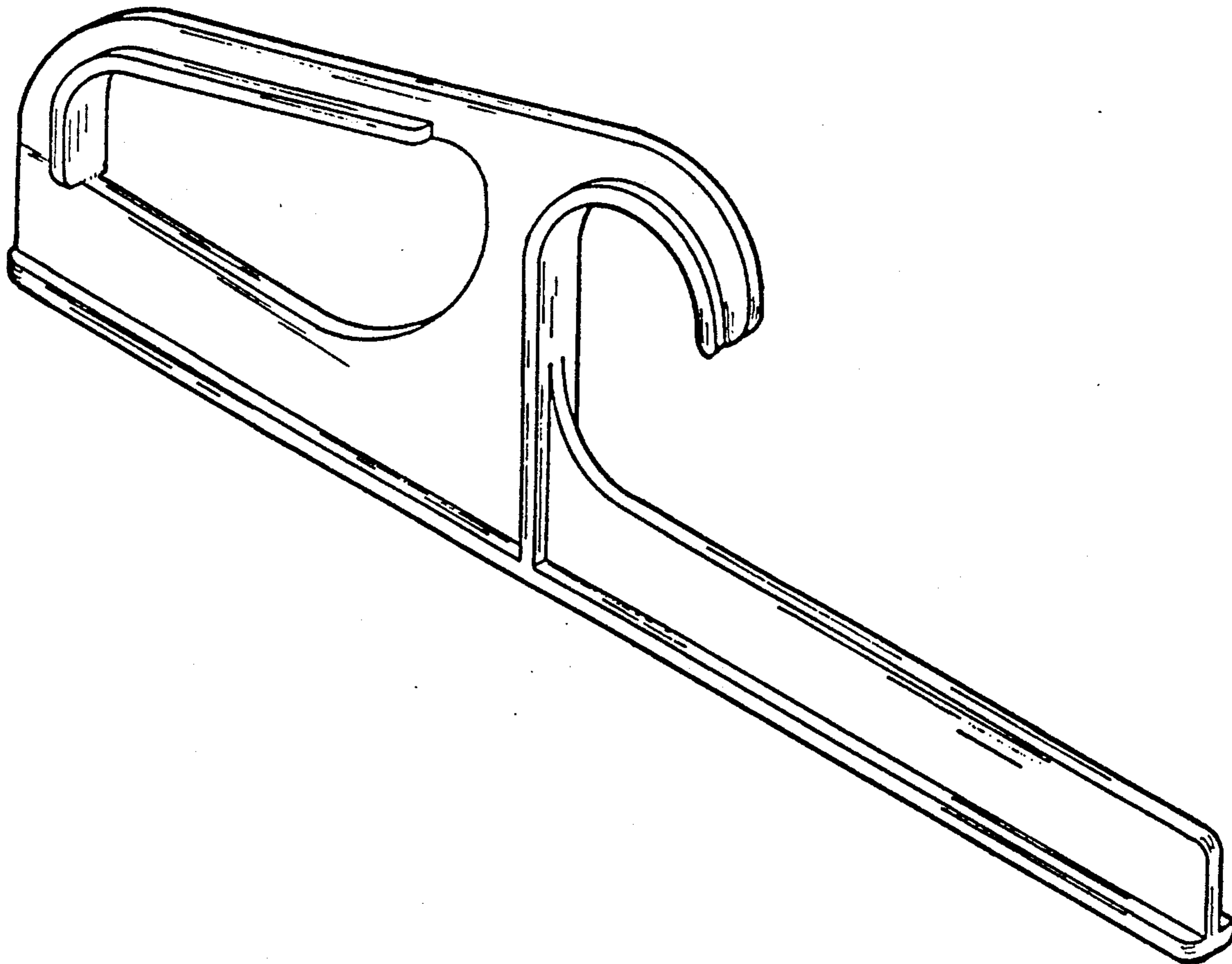
Primary Examiner—Brian N. Vinson
Attorney, Agent, or Firm—Fay, Sharpe, Beall, Fagan, Minnich & McKee

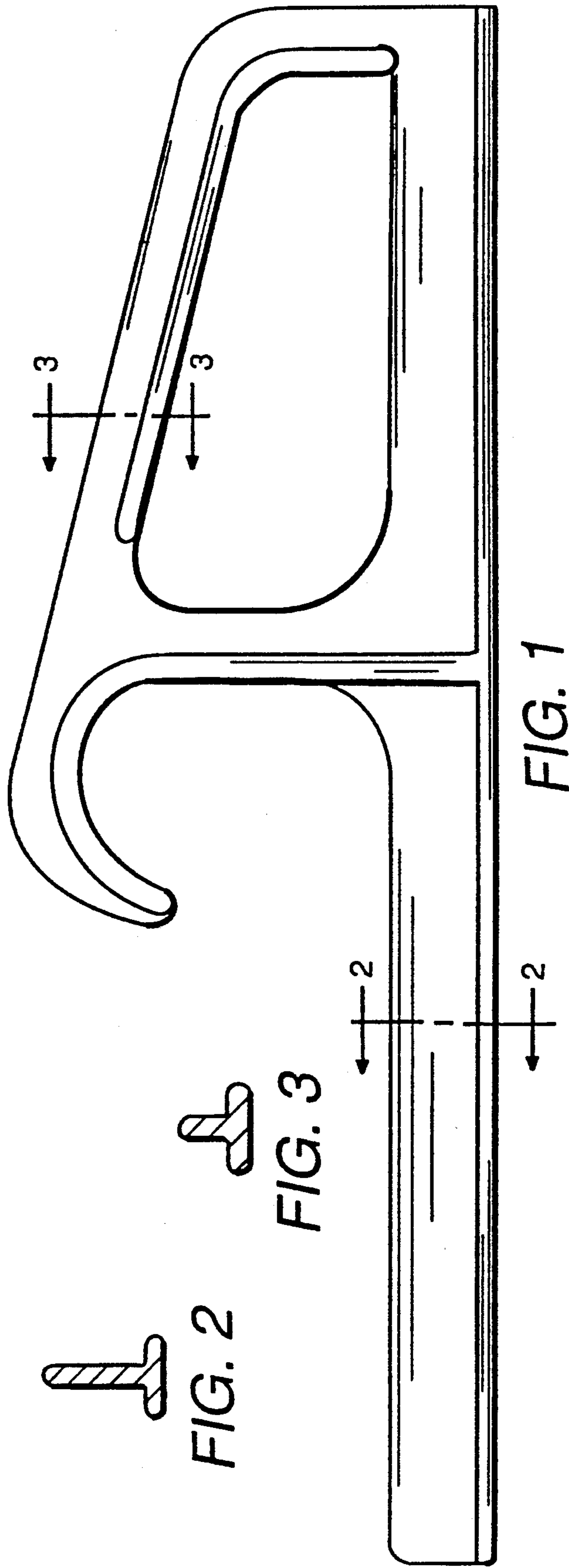
[57] **CLAIM**

The ornamental design for a hanging support, as shown and described.

DESCRIPTION

FIG. 1 is a right side elevational view of a hanging support showing my new design; FIG. 2 is a vertical cross-sectional view thereof, taken along line 2—2 of FIG. 1; FIG. 3 is a vertical cross-sectional view thereof, taken along line 3—3 of FIG. 1; and FIG. 4 is a top, front, and left side perspective view thereof.





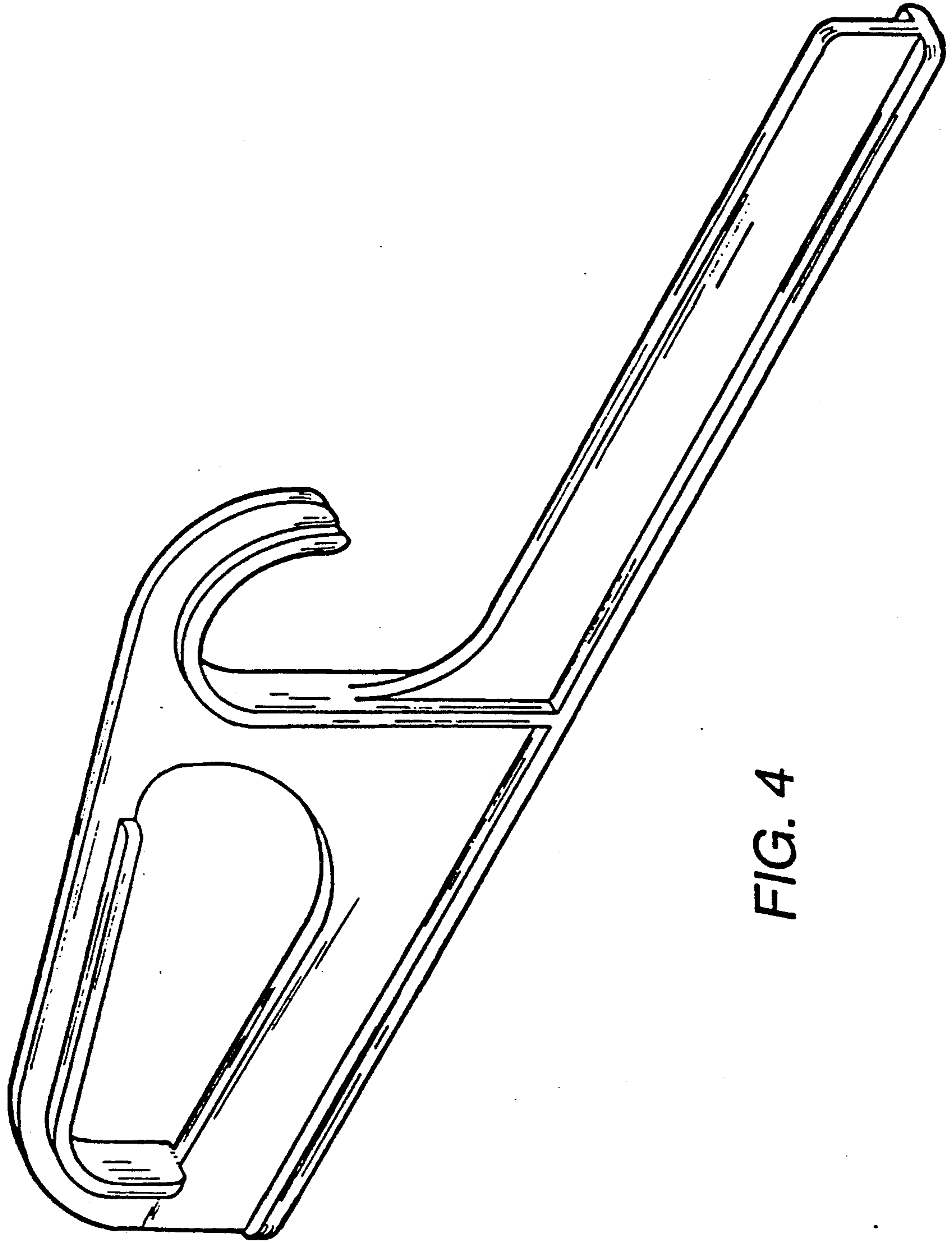


FIG. 4