



US00D323581S

United States Patent [19]

[11] Patent Number: **Des. 323,581**

Grivjack et al.

[45] Date of Patent: **** Feb. 4, 1992**

[54] **INFORMATION BELT OR THE LIKE**

[76] Inventors: **Kathy L. Grivjack**, 3870 NW. 21 St., Coconut Creek, Fla. 33066; **Connie Dares**, 4165 NW. 34 Ter., Lauderdale Lakes, Fla. 33309

D. 163,823	7/1951	Rothchild	D2/629
D. 225,695	1/1973	Geiger	2/227
D. 290,185	6/1987	De Cavalcante	D2/630
2,078,725	4/1937	Emms	D2/630
4,569,465	2/1986	O'Farrell	224/229
4,689,833	9/1987	Daniels	2/322

[**] Term: **14 Years**

Primary Examiner—A. Hugo Word
Assistant Examiner—R. Seifert
Attorney, Agent, or Firm—Leon Gilden

[21] Appl. No.: **231,045**

[57] **CLAIM**

[22] Filed: **Aug. 11, 1988**

The ornamental design for an information belt or the like, as shown and described.

[52] U.S. Cl. **D2/630; D2/624**

[58] Field of Search **D2/625, 626, 627, 227, D2/228, 630-639, 624; D3/100-106, 36-38; 224/224-225, 227-230, 914, 203, 235-238; 2/231, 221, 322, 312; 340/321; D10/114; D21/197; D26/39**

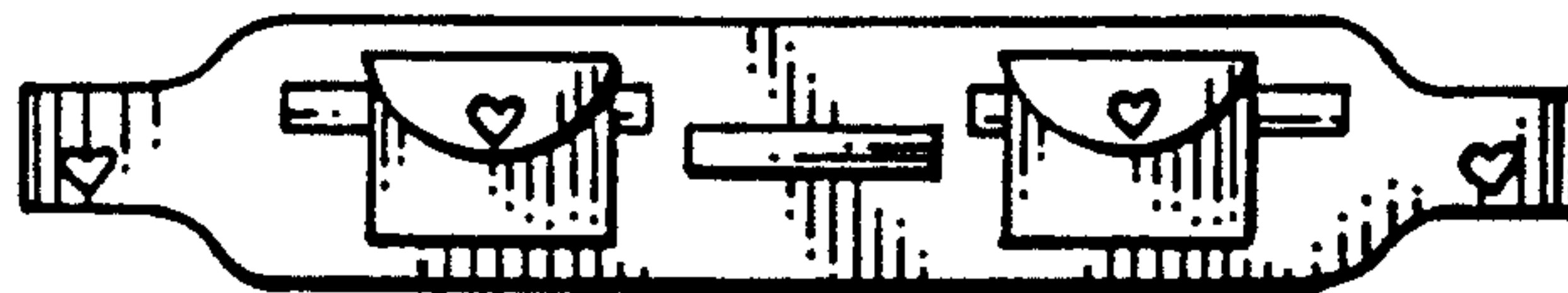
DESCRIPTION

FIG. 1 is a front elevational view of an information belt or the like showing my new design;
FIG. 2 is a rear elevational view thereof;
FIG. 3 is a right side elevational view thereof;
FIG. 4 is a left side elevational view thereof;
FIG. 5 is a top plan view thereof; and
FIG. 6 is a bottom plan view thereof.

[56] **References Cited**

U.S. PATENT DOCUMENTS

63,989 2/1924 Woodward D2/625



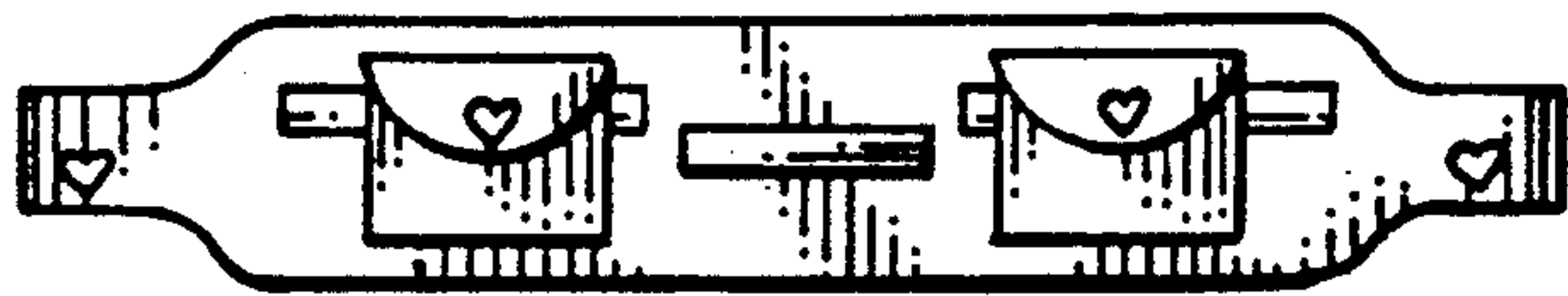


FIG 1



FIG 4

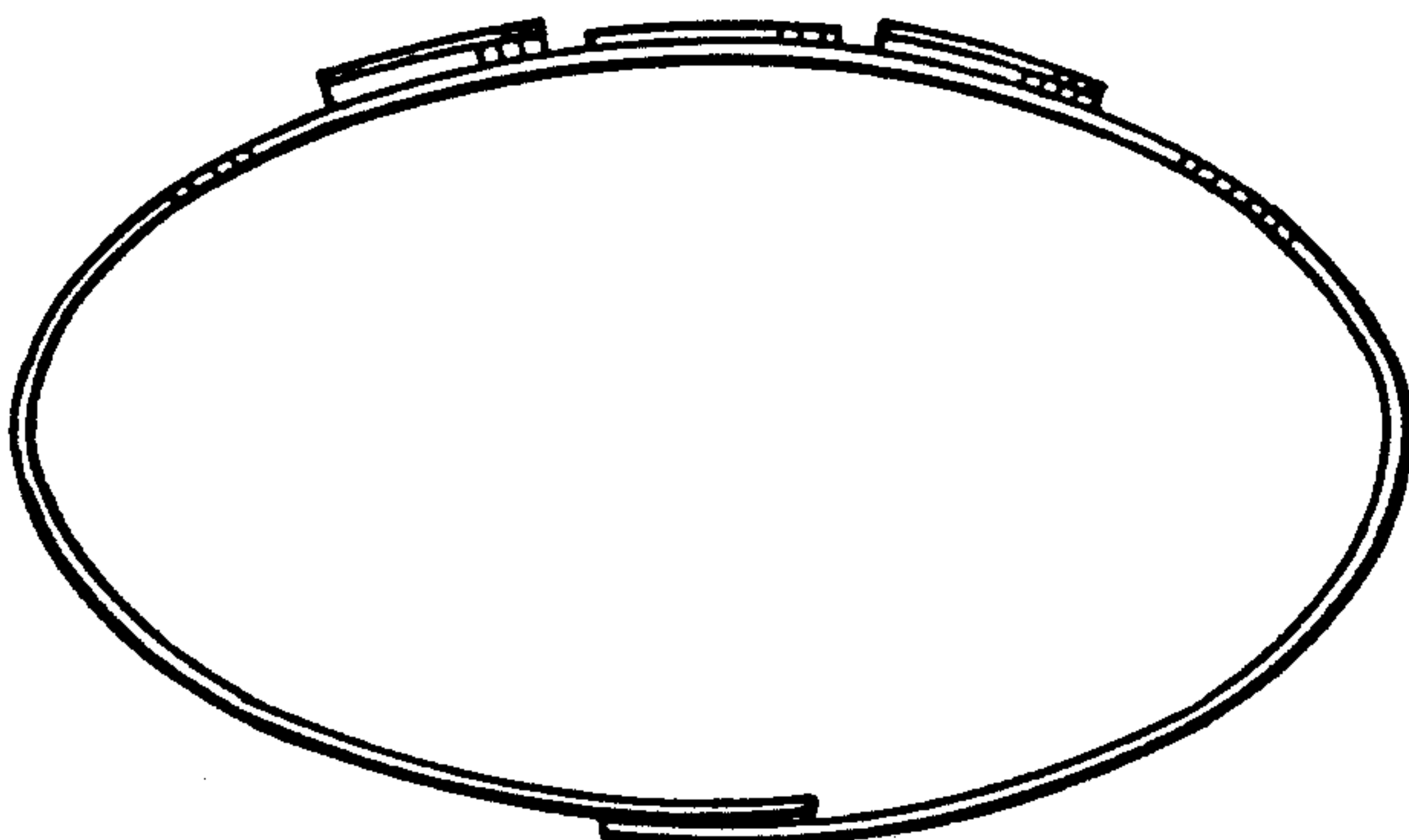


FIG 6



FIG 3

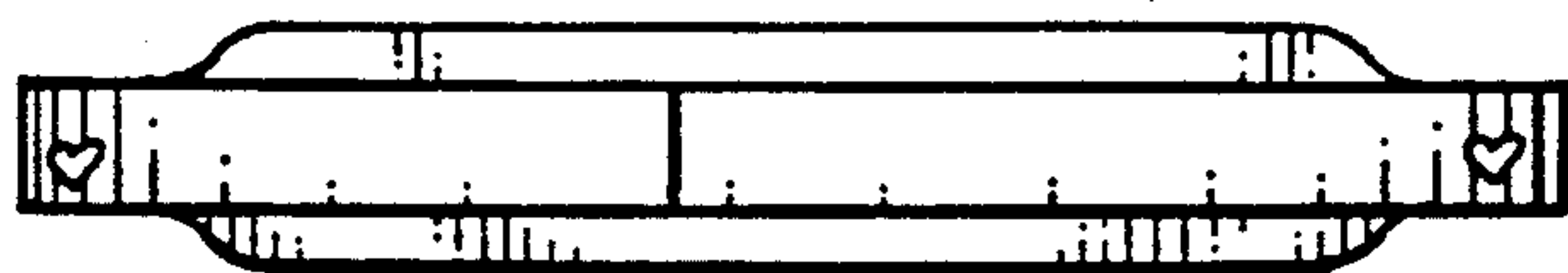


FIG 2

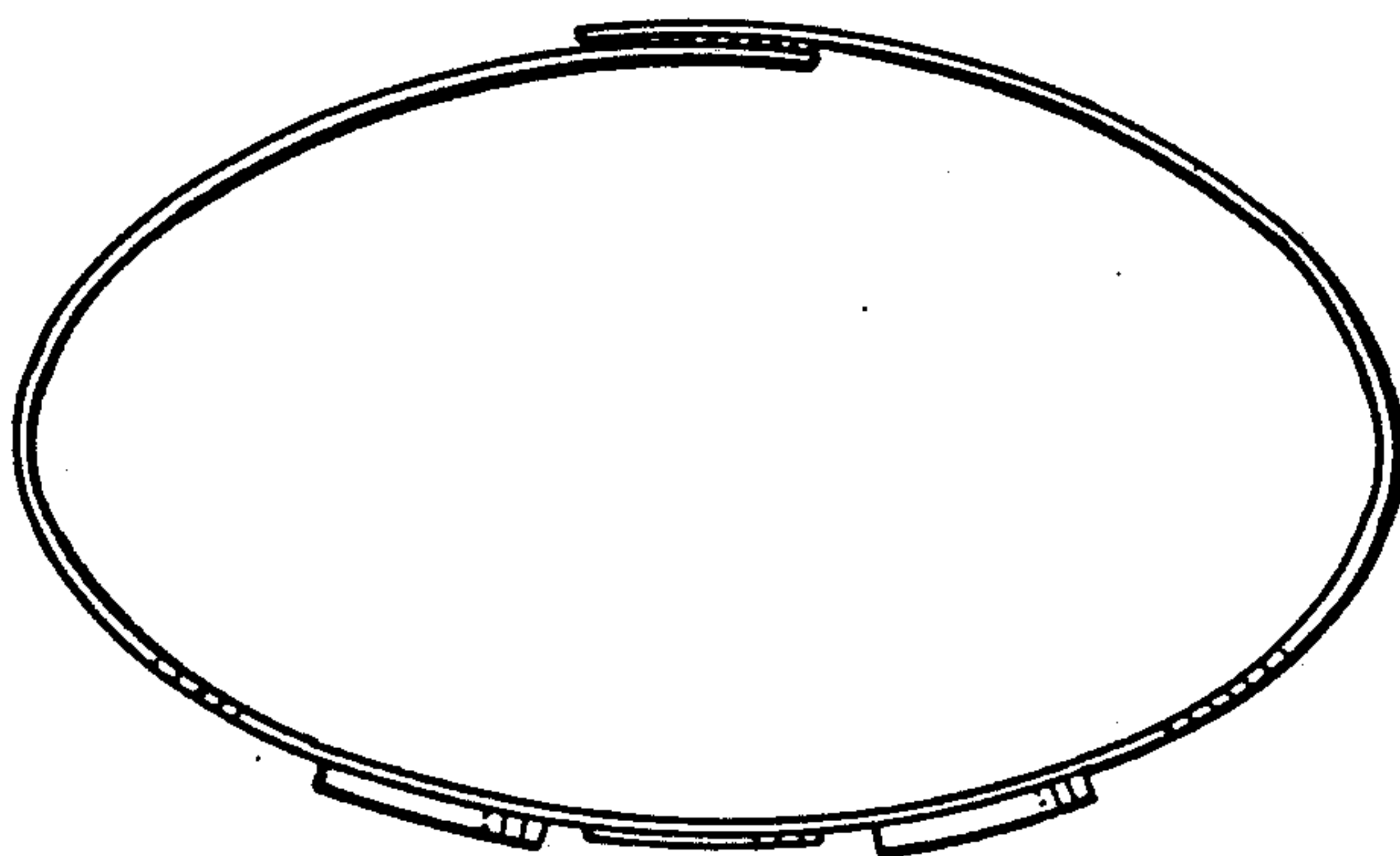


FIG 5