



US00D323579S

# United States Patent [19]

[11] Patent Number: **Des. 323,579**

**Kiyosawa**

[45] Date of Patent: **\*\* Feb. 4, 1992**

[54] **SHOE SOLE**

[75] Inventor: **Junichi Kiyosawa, Kobe, Japan**

[73] Assignee: **Asics Corporation, Hyogo, Japan**

[\*\*] Term: **14 Years**

[21] Appl. No.: **510,795**

[22] Filed: **Apr. 18, 1990**

[30] **Foreign Application Priority Data**

Oct. 20, 1989 [JP] Japan ..... 1-38453

[52] U.S. Cl. .... **D2/320**

[58] Field of Search ..... **D2/264, 265, 274, 311, D2/317-322; 36/25 R, 28, 29, 30 R, 32 R, 43, 44, 59 R, 59 C, 112-114, 132, 136**

[56] **References Cited**

### U.S. PATENT DOCUMENTS

- D. 164,457 9/1951 Sprigg ..... D2/320
- D. 299,185 1/1989 Selbiger ..... D2/320
- D. 308,748 6/1990 Arai ..... D2/320

### FOREIGN PATENT DOCUMENTS

758667 4/1987 Japan .

*Primary Examiner*—Louis S. Zarfes

*Attorney, Agent, or Firm*—Nixon & Vanderhye

### [57] CLAIM

The ornamental design for a shoe sole, as shown and described.

### DESCRIPTION

FIG. 1 is an illustrative view of a shoe sole showing my new design in a position of use. The broken line showing of the shoe in FIG. 1 is for illustrative purposes only and forms no part of the claimed design;

FIG. 2 is a left side elevational view thereof;

FIG. 3 is a front elevational view thereof;

FIG. 4 is a right side elevational view thereof;

FIG. 5 is a rear elevational view thereof;

FIG. 6 is a top plan view thereof;

FIG. 7 is a bottom plan view thereof; and

FIG. 8 is a perspective view thereof.

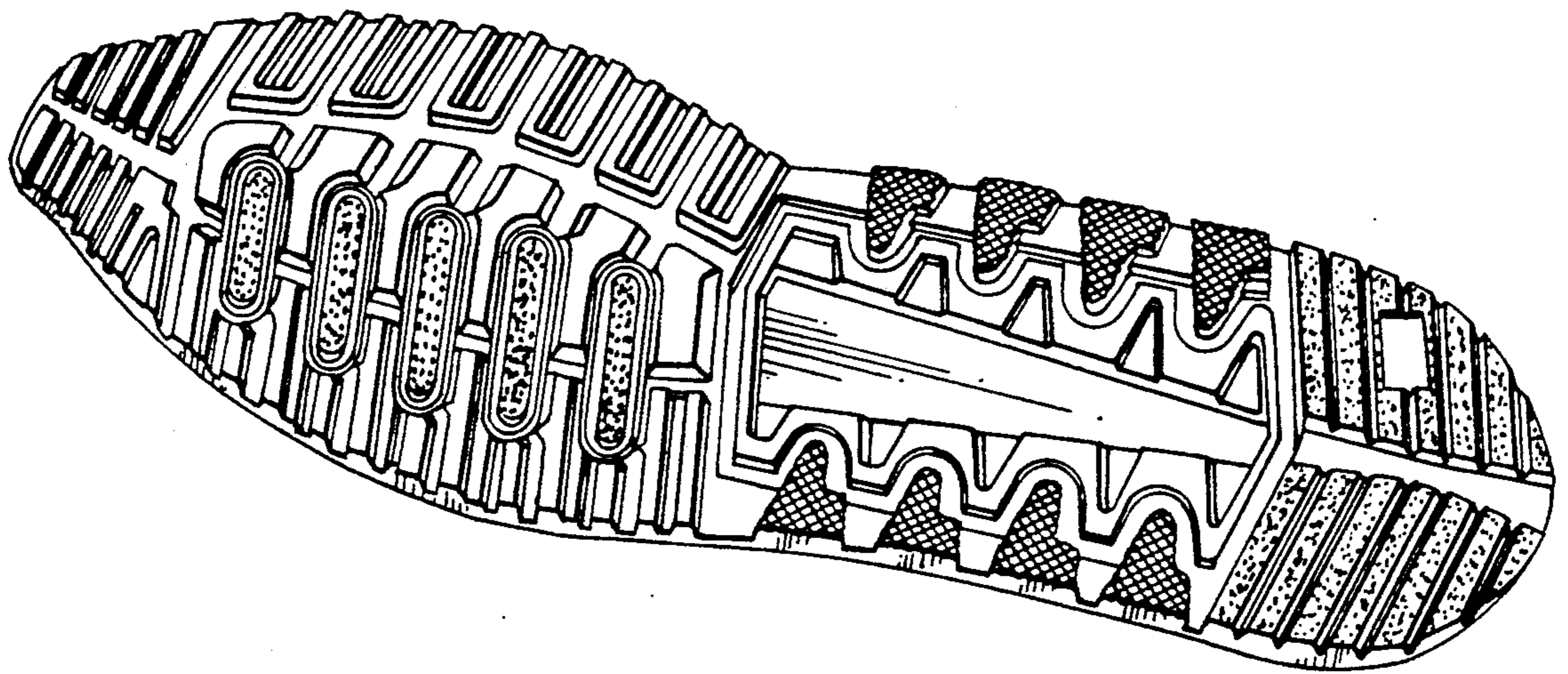
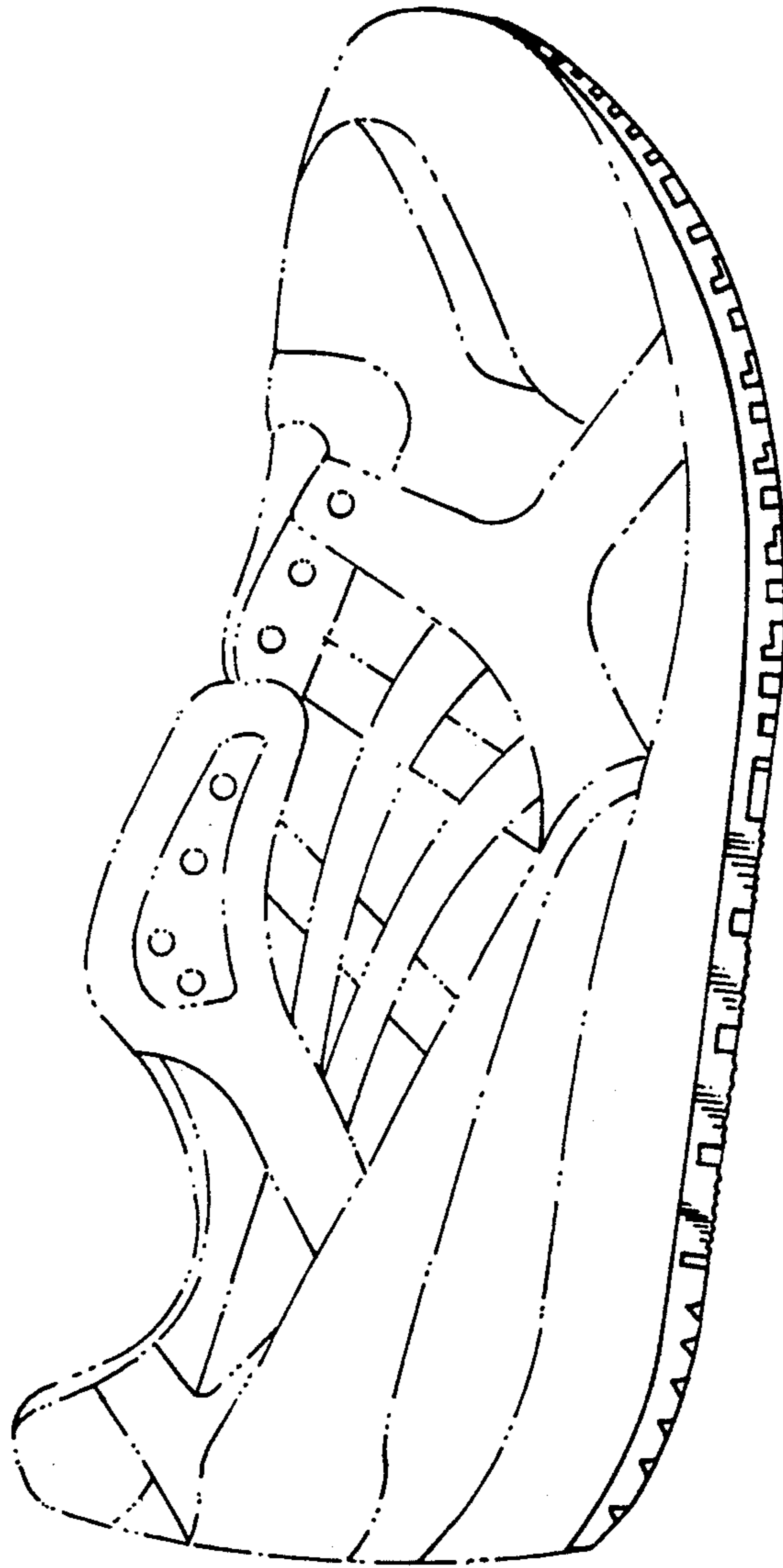


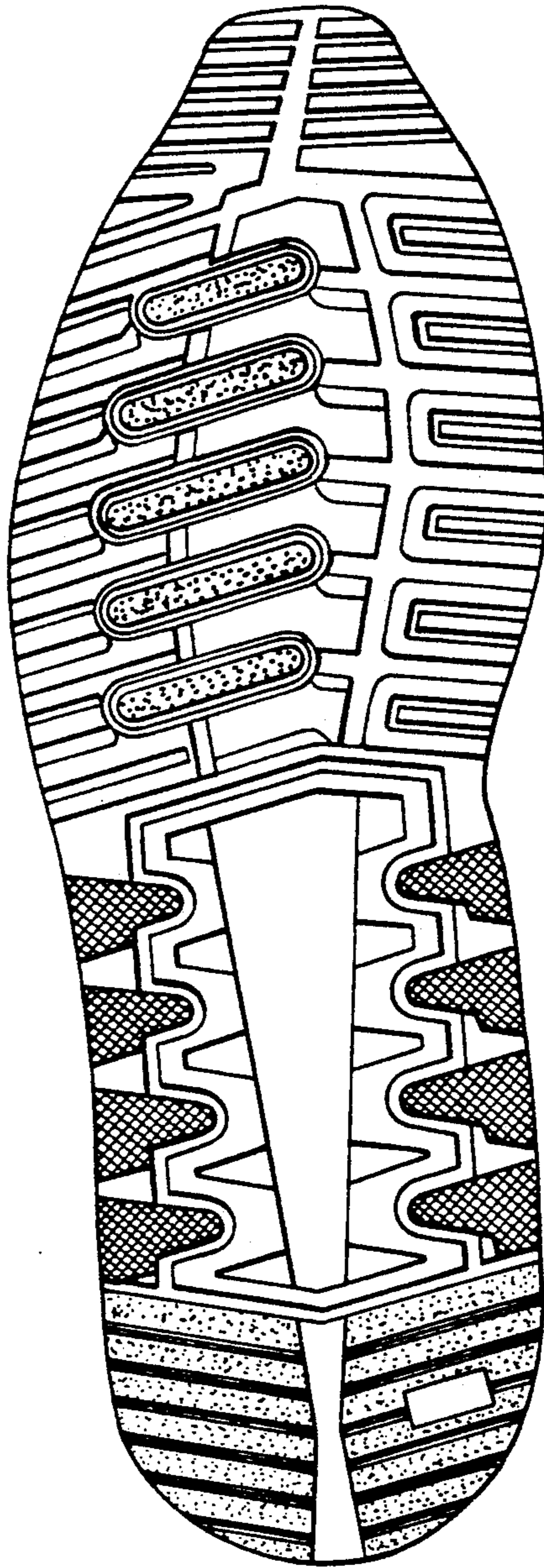
Fig. 1



*Fig. 2*



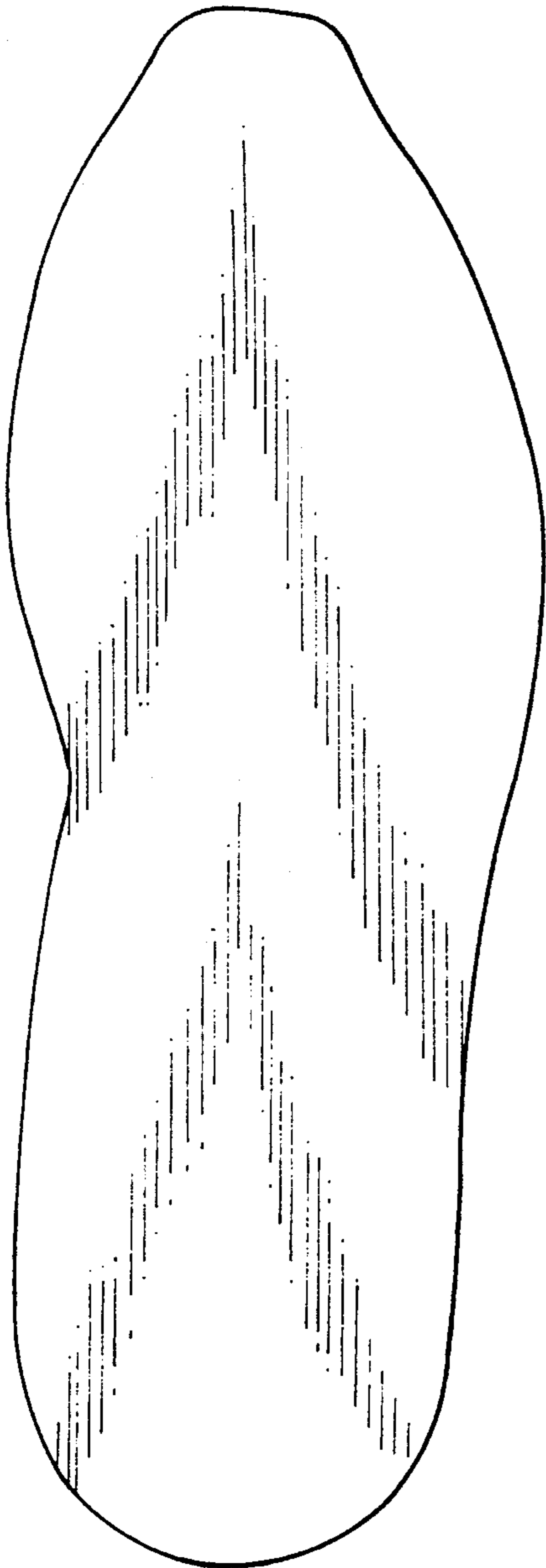
*Fig. 3*



*Fig. 4*



*Fig. 5*



*Fig. 6*



*Fig. 7*



Fig. 8

