



US00D323567S

# United States Patent [19]

[11] Patent Number: **Des. 323,567**

Denison et al.

[45] Date of Patent: **\*\* Jan. 28, 1992**

[54] **OUTDOOR LIGHT FIXTURE**

|            |         |                |       |           |
|------------|---------|----------------|-------|-----------|
| D. 315,965 | 4/1991  | Frost          | ..... | D26/67    |
| 4,969,074  | 11/1990 | Davis et al.   | ..... | 362/363 X |
| 4,999,060  | 3/1991  | Szekely et al. | ..... | 362/183 X |

[75] Inventors: **John F. Denison, Lake Villa; John A. Czerlanis, Solon Mills, both of Ill.; Robert D. Giese, Racine, Wis.**

*Primary Examiner*—Susan J. Lucas  
*Attorney, Agent, or Firm*—William Brinks Olds Hofer Gilson & Lione

[73] Assignee: **Intermatic Incorporated, Spring Grove, Ill.**

[\*\*] Term: **14 Years**

[57] **CLAIM**

[21] Appl. No.: **608,180**

The ornamental design for an outdoor light fixture, as shown and described.

[22] Filed: **Nov. 1, 1990**

**DESCRIPTION**

[52] U.S. Cl. .... **D26/68**

[58] Field of Search ..... **D26/67-70;**  
362/145, 147, 153, 431, 432, 362, 363

FIG. 1 is a front perspective view of an outdoor light fixture showing our new design;  
FIG. 2 is a front elevational view thereof;  
FIG. 3 is a side elevational view thereof, the opposite side being a mirror image;  
FIG. 4 is a top plan view thereof; and  
FIG. 5 is a bottom plan view thereof.

[56] **References Cited**

**U.S. PATENT DOCUMENTS**

D. 310,577 9/1990 Kakuk et al. .... D26/67

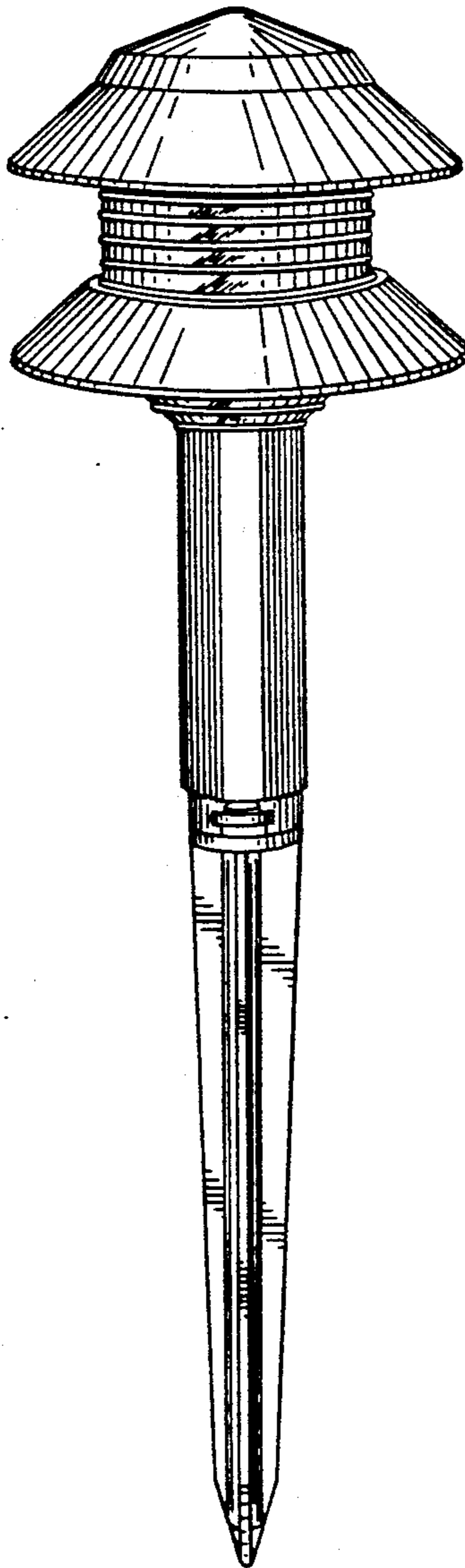


FIG. 1

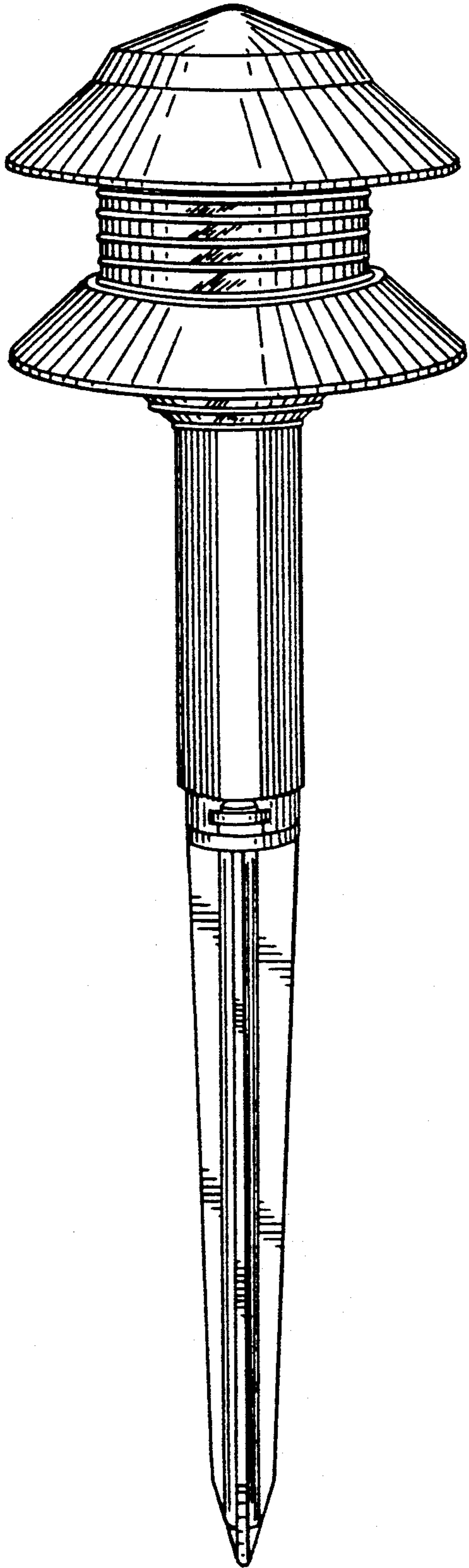


FIG. 2

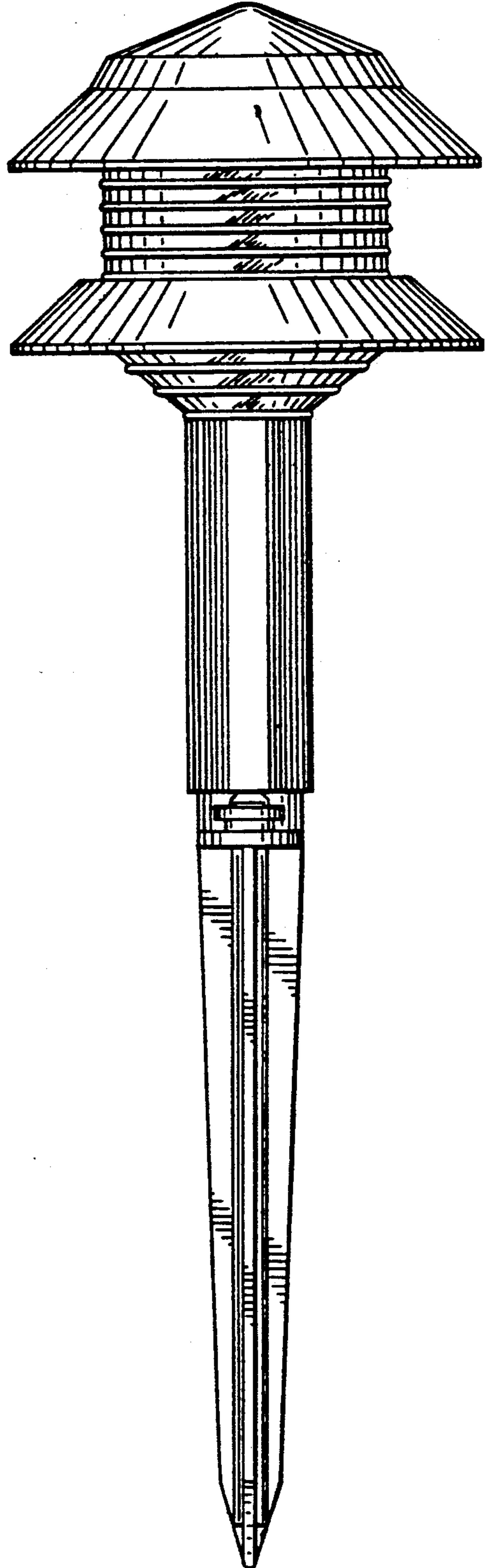


FIG. 3

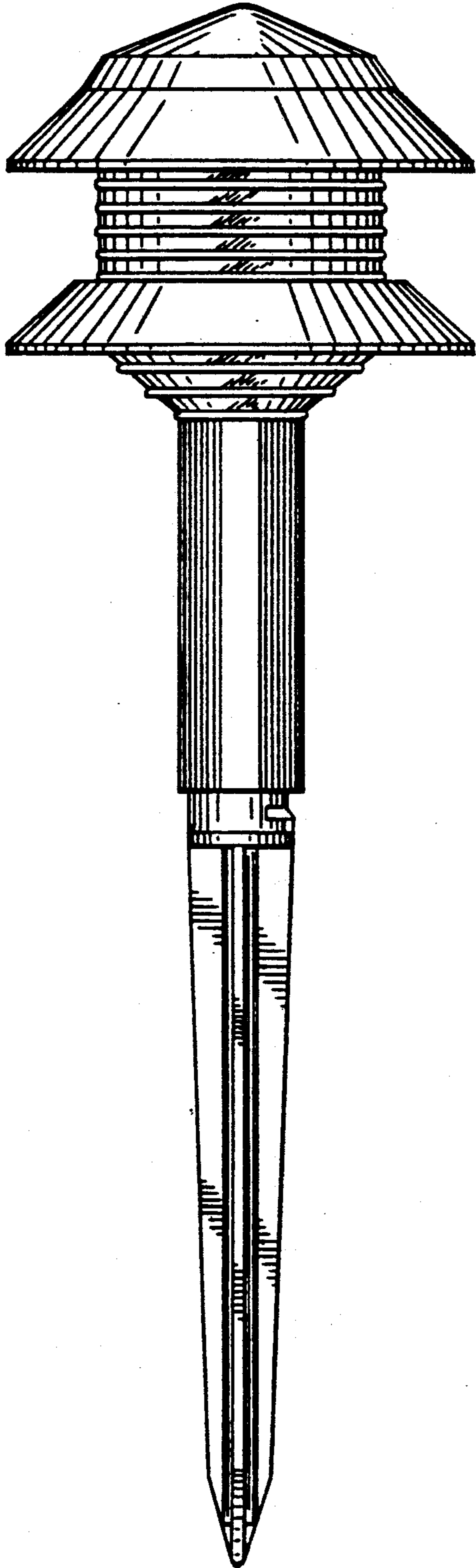


FIG. 4




FIG. 5

