



US00D323558S

United States Patent [19]

Kida et al.

[11] Patent Number: **Des. 323,558**

[45] Date of Patent: *** Jan. 28, 1992**

[54] **CARDIOTOMY RESERVOIR**

[75] Inventors: **Kenichi Kida, Tokyo; Yoshihiro Ih, Fujinomiya, both of Japan**

[73] Assignee: **Terumo Kabushiki Kaisha, Tokyo, Japan**

[*] Notice: The portion of the term of this patent subsequent to Jan. 28, 2006 has been disclaimed.

[**] Term: **14 Years**

[21] Appl. No.: **192,887**

[22] Filed: **May 12, 1988**

[30] **Foreign Application Priority Data**

Nov. 12, 1987 [JP] Japan 62-45927

[52] U.S. Cl. **D24/169**

[58] Field of Search **D24/17, 21, 51, 56; 128/DIG. 3; 604/4, 406, 317; 210/188, 436, 446; 55/159, 178**

[56] **References Cited**

U.S. PATENT DOCUMENTS

D. 282,282 1/1986 Chernack D24/51

D. 291,920	9/1987	Monzen et al.	D24/56
4,208,193	6/1980	Munsch et al.	55/178 X
4,243,531	1/1981	Crockett et al.	210/188
4,282,180	8/1981	Raible	128/DIG. 3 X
4,642,089	2/1987	Zupkas et al.	128/DIG. 3 X
4,662,906	5/1987	Matkovich et al.	55/159
4,664,682	5/1987	Monzen	604/406 X
4,705,497	11/1987	Shitaokoshi et al.	604/4
4,743,371	5/1988	Servas et al.	210/188

Primary Examiner—A. Hugo Word
Assistant Examiner—Doris V. Coles
Attorney, Agent, or Firm—Oblon, Spivak, McClelland, Maier & Neustadt

[57] **CLAIM**

The ornamental design for a cardiotomy reservoir, as shown.

DESCRIPTION

FIG. 1 is a front elevational view of a cardiotomy reservoir showing our new design;
FIG. 2 is a rear elevational view thereof;
FIG. 3 is a top plan view thereof;
FIG. 4 is a bottom plan view thereof;
FIG. 5 is a right side elevational view thereof; and
FIG. 6 is a left side elevational view thereof.

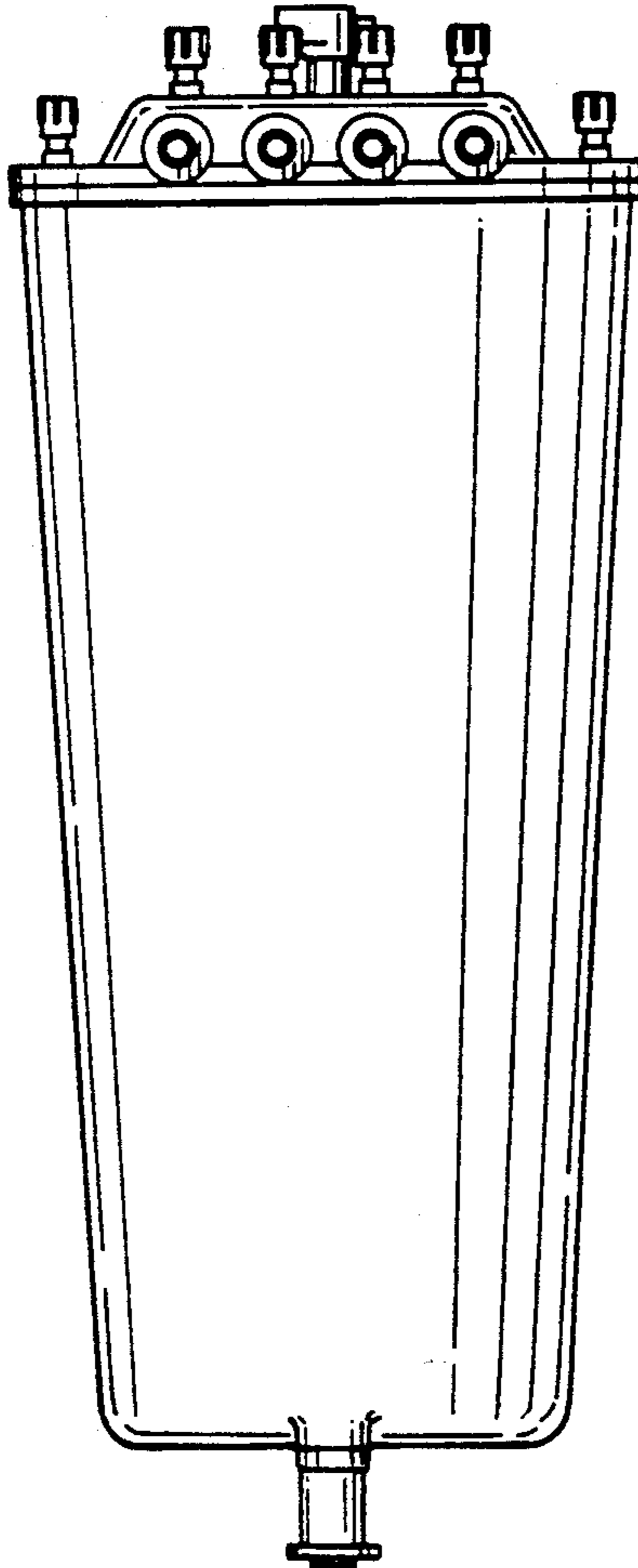


FIG. 1

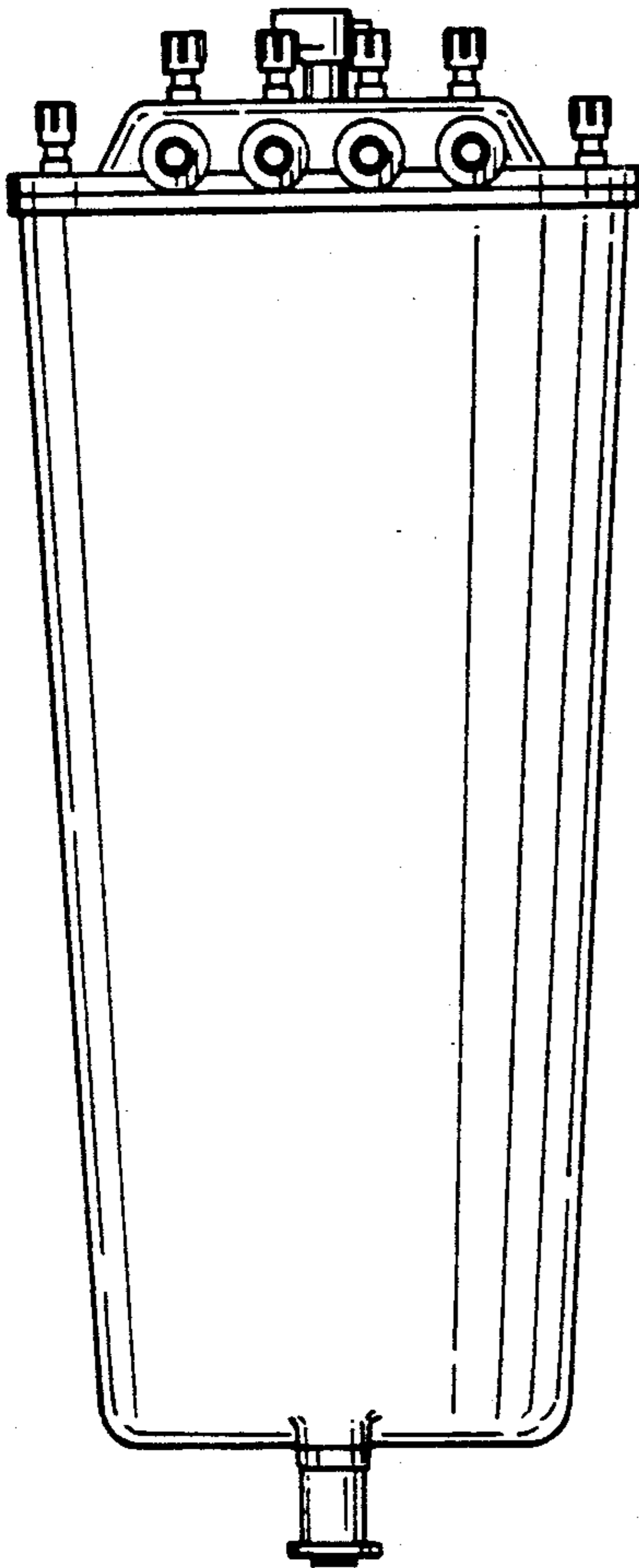


FIG. 2

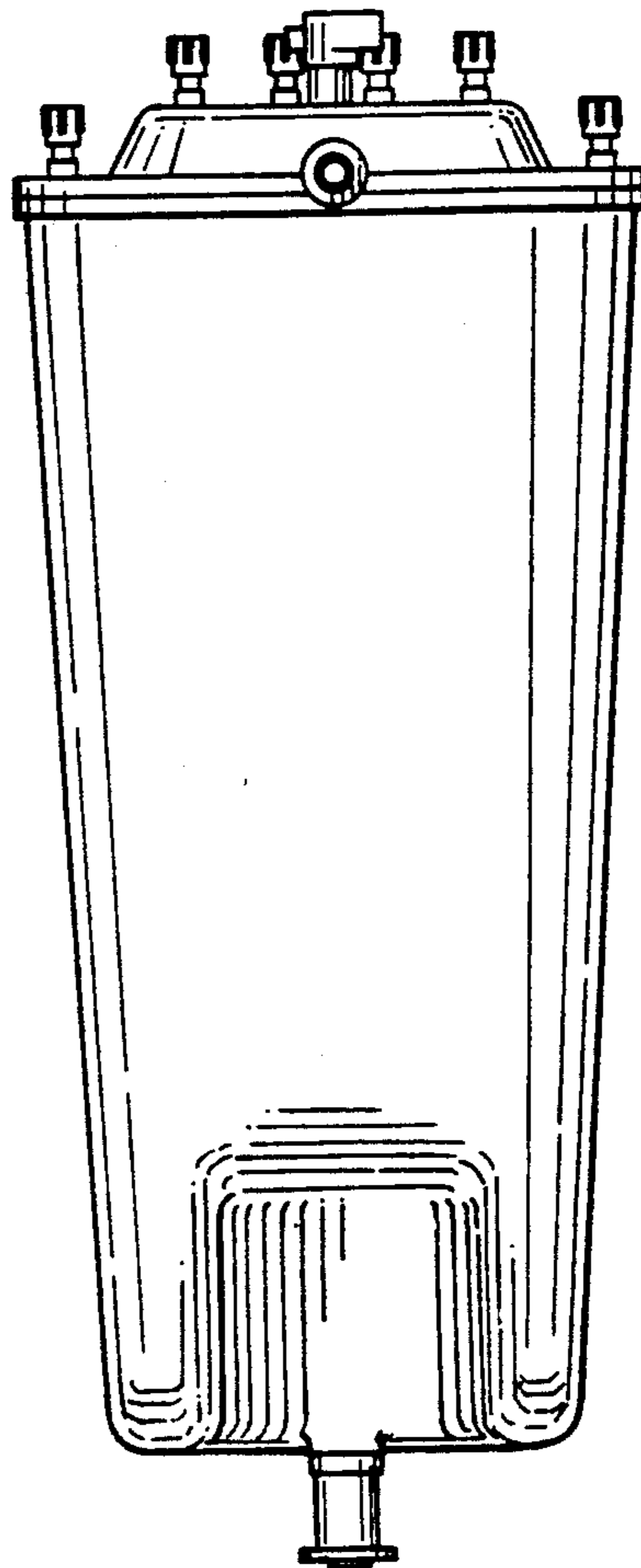


FIG. 3

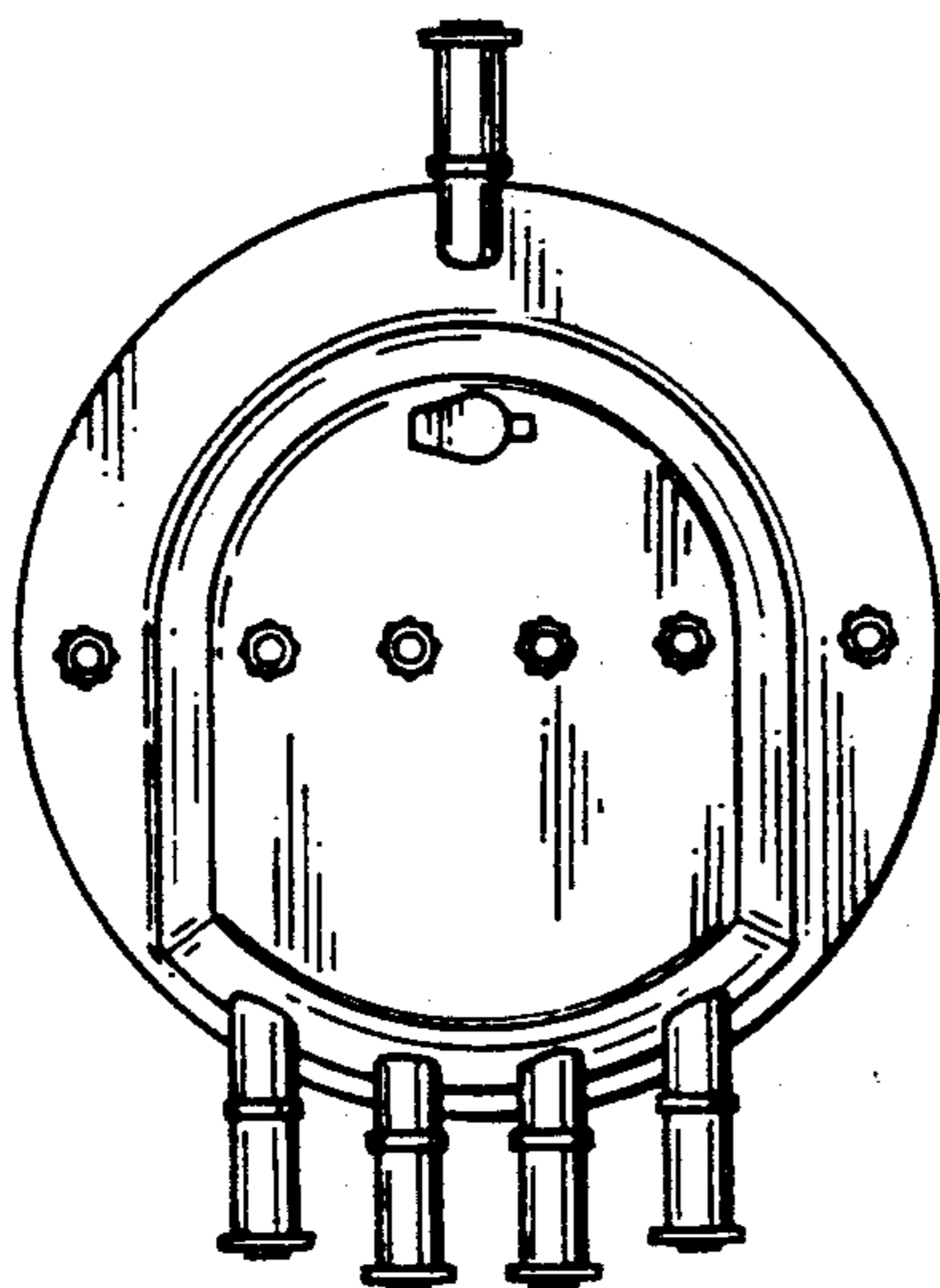


FIG. 4




FIG. 5

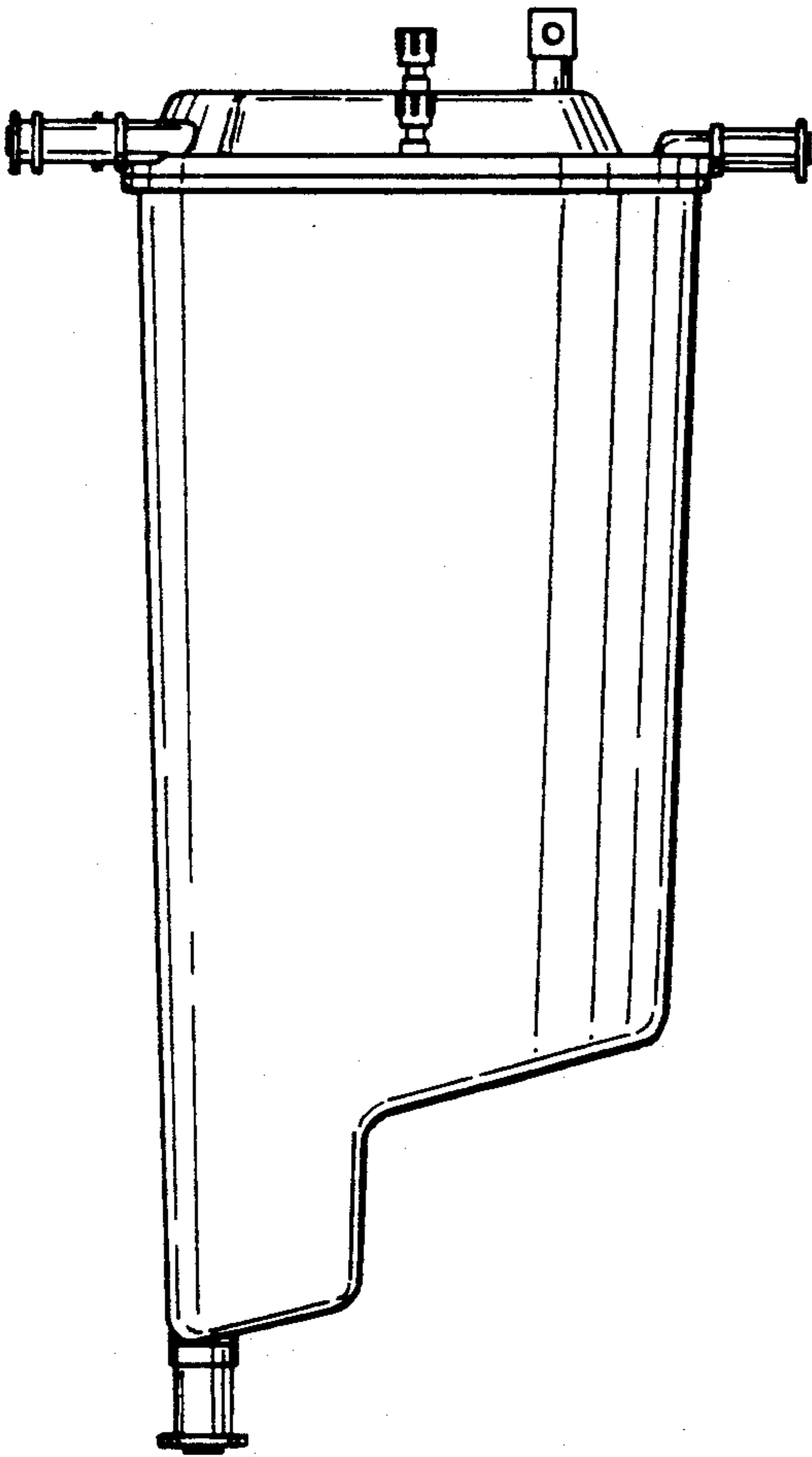


FIG. 6

