



US00D323540S

United States Patent [19]

Graham

[11] Patent Number: **Des. 323,540**

[45] Date of Patent: **** Jan. 28, 1992**

[54] **ROLLER SKATE**

[75] Inventor: **Douglas H. Graham, Boonton, N.J.**

[73] Assignee: **Rollerblade, Inc., Minnetonka, Minn.**

[**] Term: **14 Years**

[21] Appl. No.: **548,062**

[22] Filed: **Jul. 5, 1990**

[52] U.S. Cl. **D21/225**

[58] Field of Search **D21/224, 225, 226; 280/11.1 R, 11.19, 11.2, 11.3, 11.22**

[56] **References Cited**

U.S. PATENT DOCUMENTS

D. 238,286	12/1975	Ochi	D21/226
D. 264,612	5/1982	Szegi	D21/226
D. 301,908	6/1989	Olson et al.	D21/226
3,229,989	1/1966	Papangelis	D21/226
3,900,203	8/1975	Kukulowicz	280/11.2
4,273,345	6/1981	Ben-Dor et al.	280/11.2

OTHER PUBLICATIONS

Form, 11-1979, p. 45, "Speedy" skate at bottom of page.

Primary Examiner—Charles A. Rademaker
Attorney, Agent, or Firm—Moore & Hansen

[57] **CLAIM**

The ornamental design for a roller skate, as shown and described.

DESCRIPTION

FIG. 1 is a perspective view of a roller skate showing my new design;


FIG. 2 is a side elevational view thereof, the side opposite being a mirror image;

FIG. 3 is a top plan view thereof;

FIG. 4 is a bottom plan view thereof;

FIG. 5 is a front elevational view thereof; and

FIG. 6 is a rear elevational view thereof.



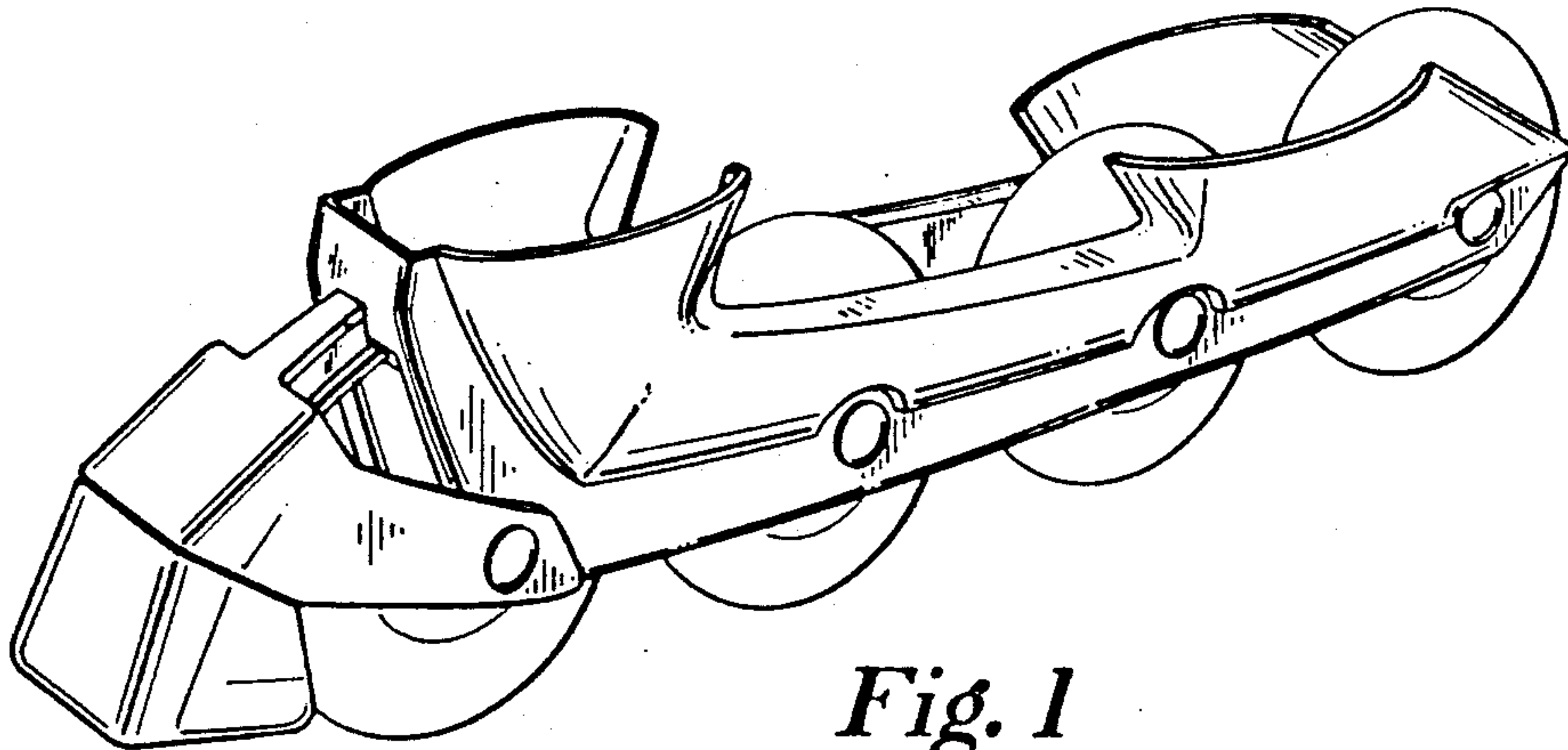


Fig. 1

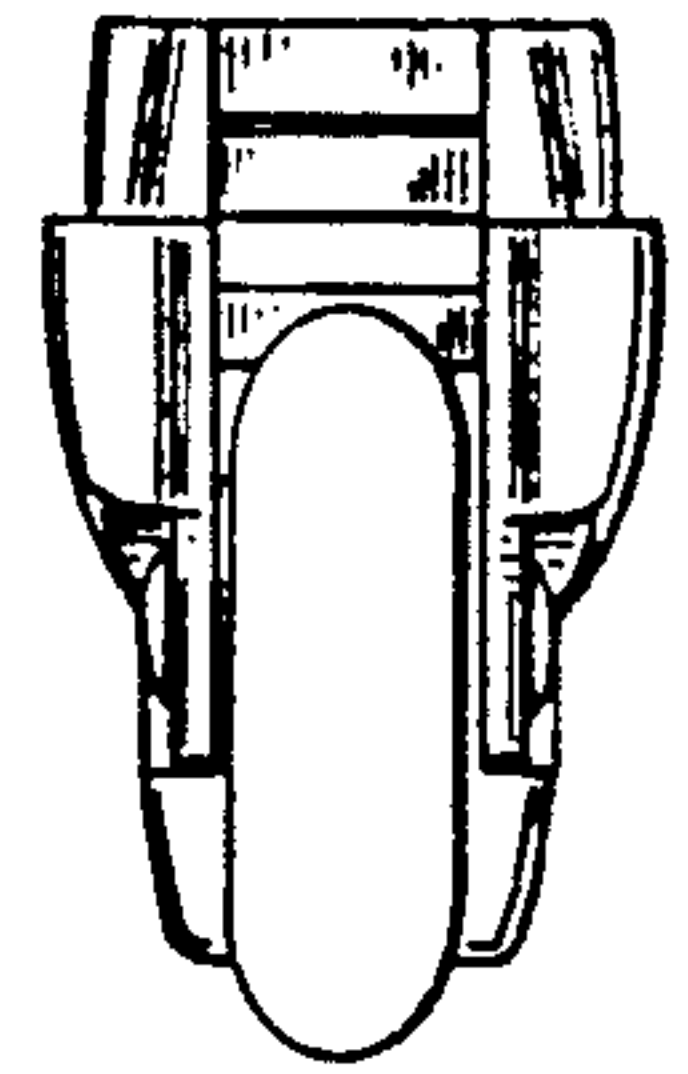


Fig. 5

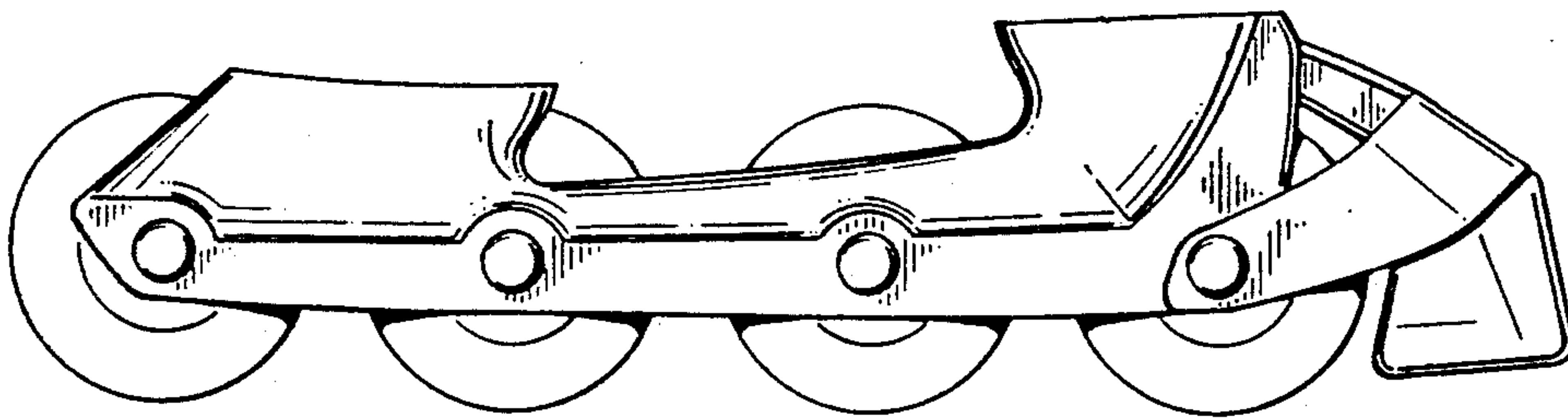


Fig. 2

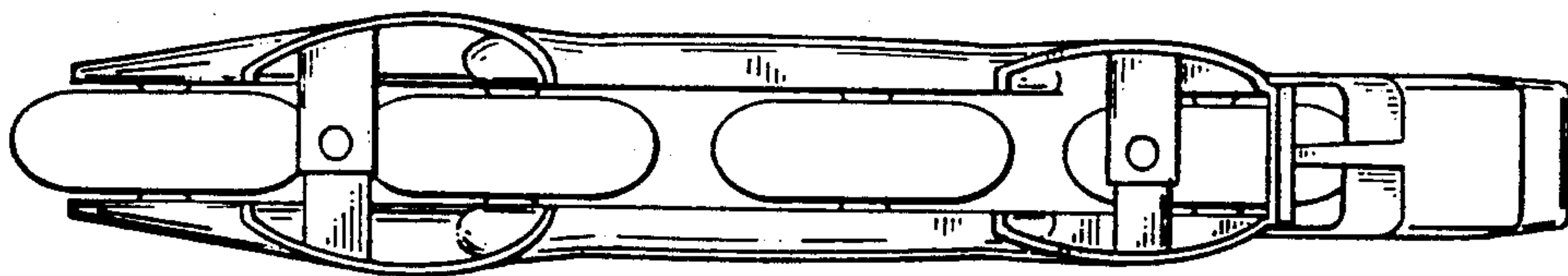


Fig. 3

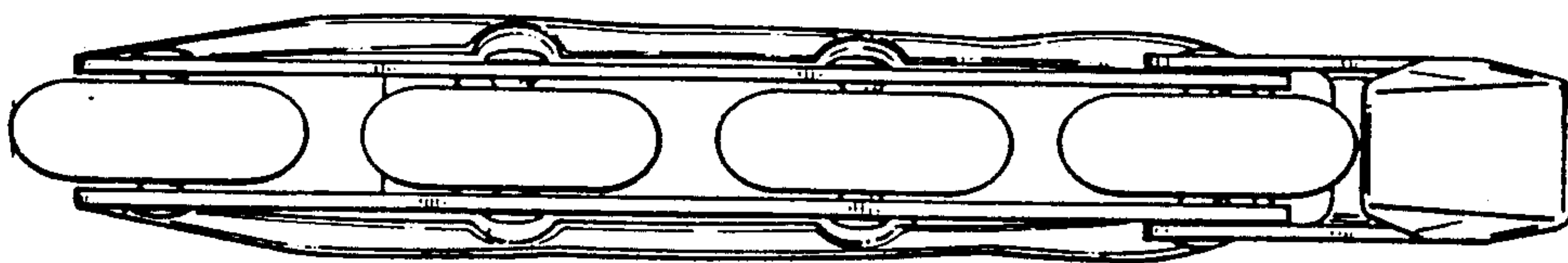


Fig. 4




Fig. 6