



US00D323532S

# United States Patent [19]

[11] Patent Number: **Des. 323,532**

**Evenson**

[45] Date of Patent: **\*\* Jan. 28, 1992**

[54] **DRAWER ORGANIZER**

[75] Inventor: **Mel Evenson, San Pedro, Calif.**

[73] Assignee: **Eldon Industries, Inc., Inglewood, Calif.**

[\*\*] Term: **14 Years**

[21] Appl. No.: **425,990**

[22] Filed: **Oct. 24, 1990**

[52] U.S. Cl. .... **D19/75; D19/65; D19/69; D19/77; D19/78; D19/83; D19/92**

[58] Field of Search ..... **D19/52, 65, 67, 68, D19/69, 75, 77, 78, 81-85, 86, 92, 95, 99, 100; 206/214, 371; 211/69.1-69.9**

[56] **References Cited**

**U.S. PATENT DOCUMENTS**

- D. 101,974 11/1936 Sengbusch ..... D19/99
- D. 115,677 7/1939 Ullmo ..... D19/52 X
- D. 151,959 12/1948 Bowers ..... D19/77 X
- D. 189,489 12/1960 Jackson ..... D19/75 X

- D. 245,783 9/1977 Fierri ..... D19/77 X
- D. 256,809 9/1980 Evenson ..... D19/75
- D. 264,225 5/1982 Hermes ..... D19/77
- D. 266,675 10/1982 Polhemus et al. .... D19/78 X
- D. 278,254 4/1985 Evenson ..... D19/75
- D. 319,075 8/1991 Sweeney et al. .... D19/75 X

*Primary Examiner*—Bruce W. Dunkins  
*Assistant Examiner*—Martha Thompson

[57] **CLAIM**

The ornamental design for a drawer organizer, as shown and described.

**DESCRIPTION**

FIG. 1 is a top plan view of a drawer organizer showing my new design;  
 FIG. 2 is a bottom plan view thereof;  
 FIG. 3 is a right side elevational view thereof;  
 FIG. 4 is a left side elevational view thereof;  
 FIG. 5 is a front elevational view thereof;  
 FIG. 6 is a rear elevational view thereof; and  
 FIG. 7 is a top, right front perspective view thereof.

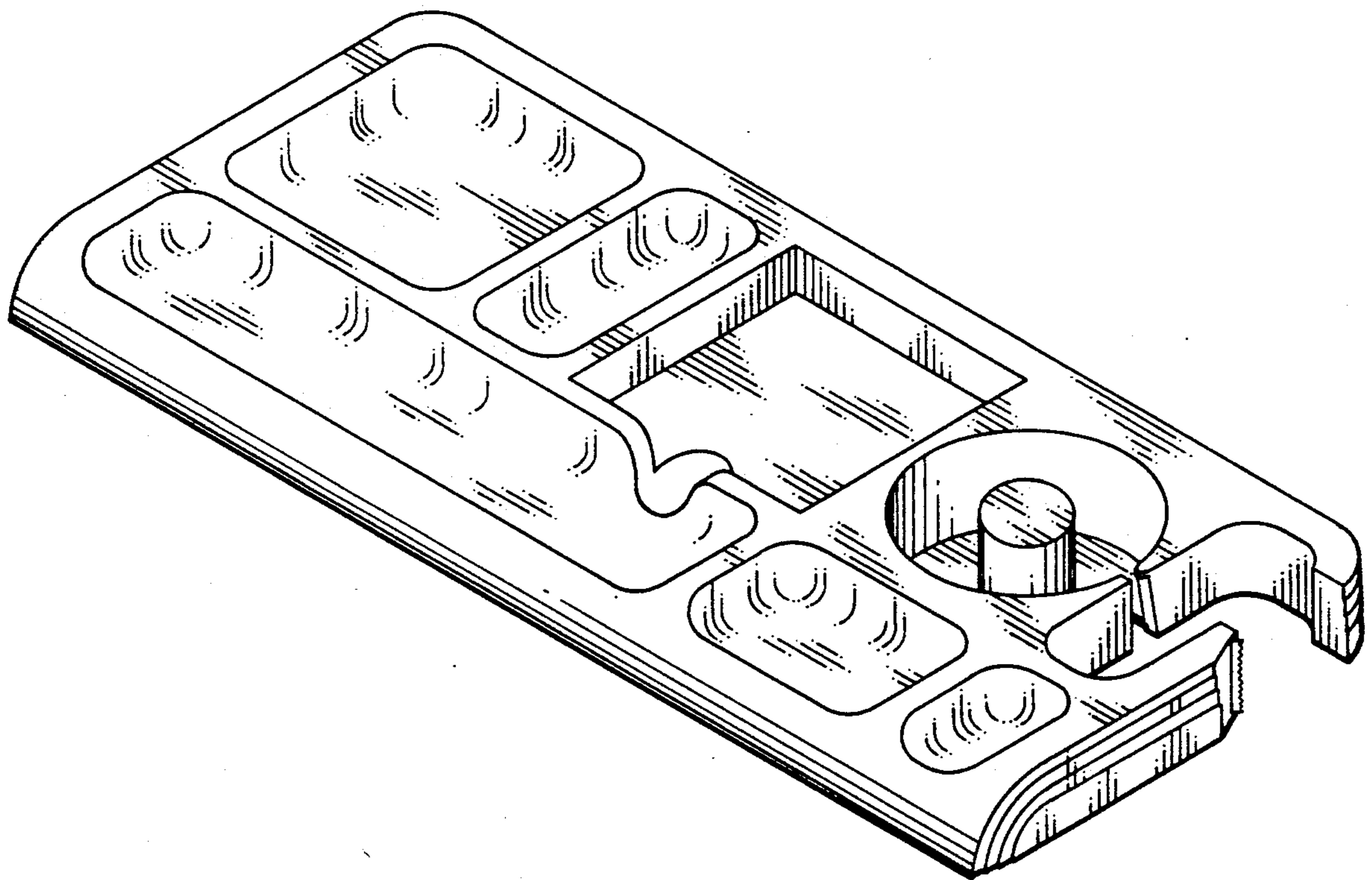


FIG 1

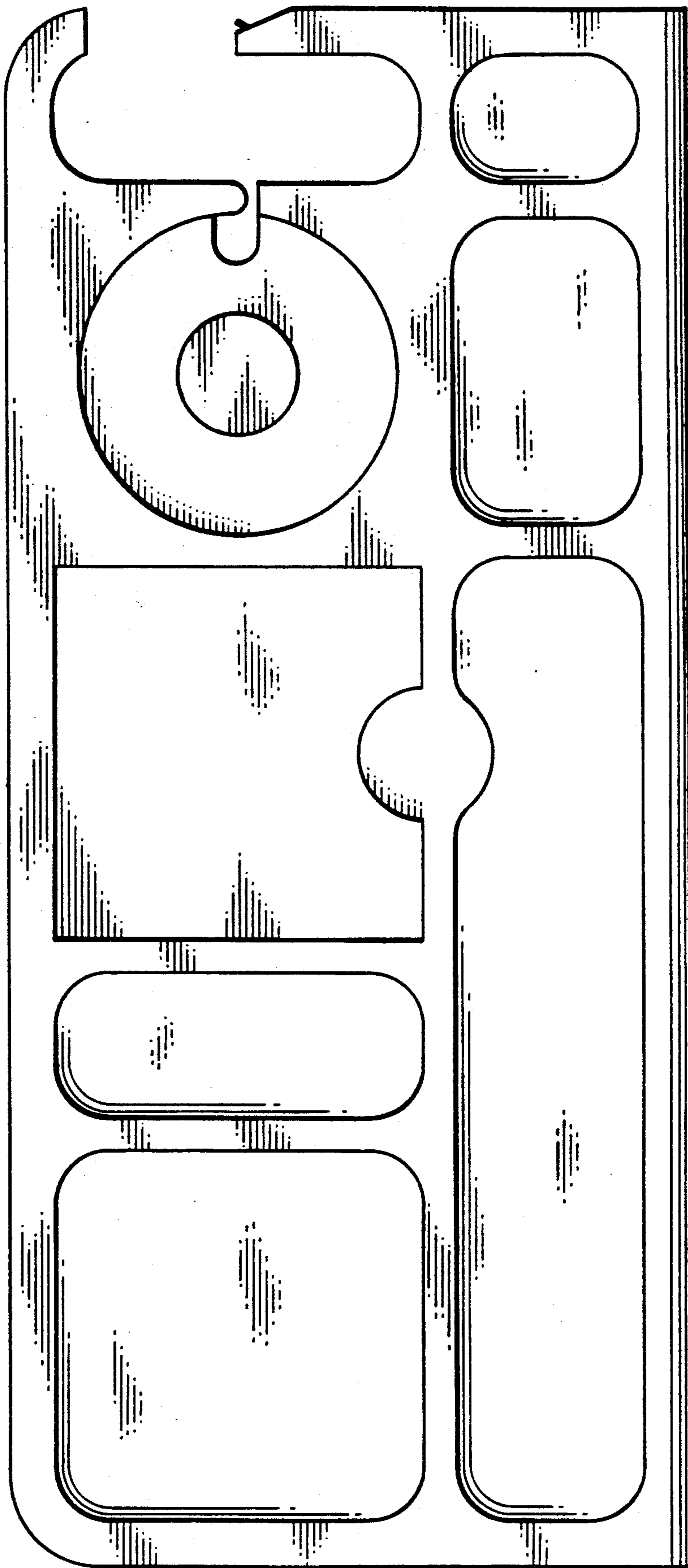


FIG 2




FIG 3




FIG 4

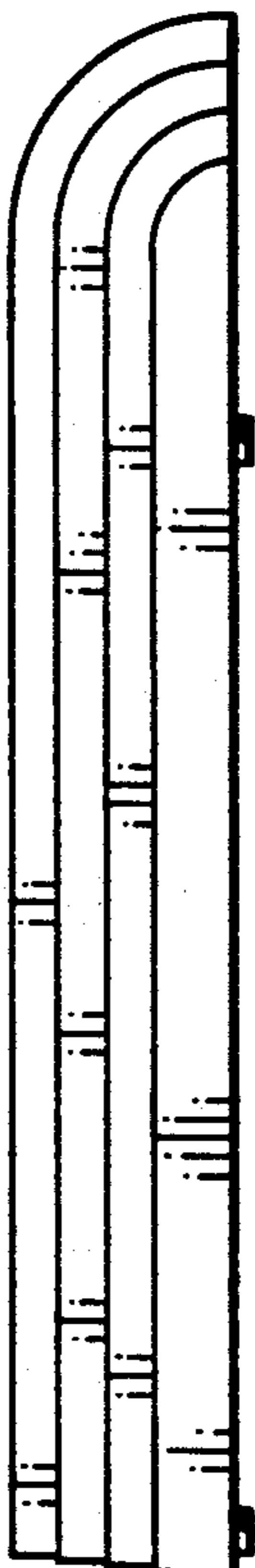


FIG 5




FIG 6

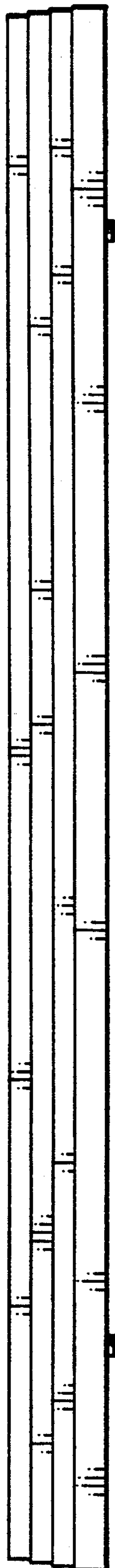


FIG 7

