



US00D323530S

# United States Patent [19]

[11] Patent Number: **Des. 323,530**

Cowan

[45] Date of Patent: **\*\* Jan. 28, 1992**

- [54] **WRITING INSTRUMENT CLIP**
- [75] Inventor: **Toby Cowan**, Sebastopol, Calif.
- [73] Assignee: **Measured Marketing Inc.**, Los Angeles, Calif.
- [\*\*] Term: **14 Years**
- [21] Appl. No.: **451,036**
- [22] Filed: **Dec. 15, 1989**
- [52] U.S. Cl. .... **D19/56; D19/51**
- [58] Field of Search ..... **D19/35, 36, 41-51, D19/54-58, 81-85; 401/104, 243-247; 24/3 H, 3 D, 3 J, 3 L, 10 R, 11 R, 11 C, 11 P, 11 PP**

- 1,053,663 2/1913 Snell ..... 24/11 C
- 2,575,591 11/1951 Klaar ..... 24/11 C
- 4,429,436 2/1984 Jensen ..... 24/3 D

*Primary Examiner*—Bruce W. Dunkins  
*Assistant Examiner*—Martha Thompson  
*Attorney, Agent, or Firm*—Blum Kaplan

### [57] CLAIM

The ornamental design for a writing instrument clip, as shown and described.

### DESCRIPTION

FIG. 1 is a front elevational view of a writing instrument clip showing my new design, the writing instrument being depicted by means of broken lines for illustrative purposes only and forming no part of the claimed design;

FIG. 2 is a top, right front perspective view thereof, drawn to an enlarged scale;

FIG. 3 is a left side elevational view of FIG. 2, the right side being a mirror image thereof;

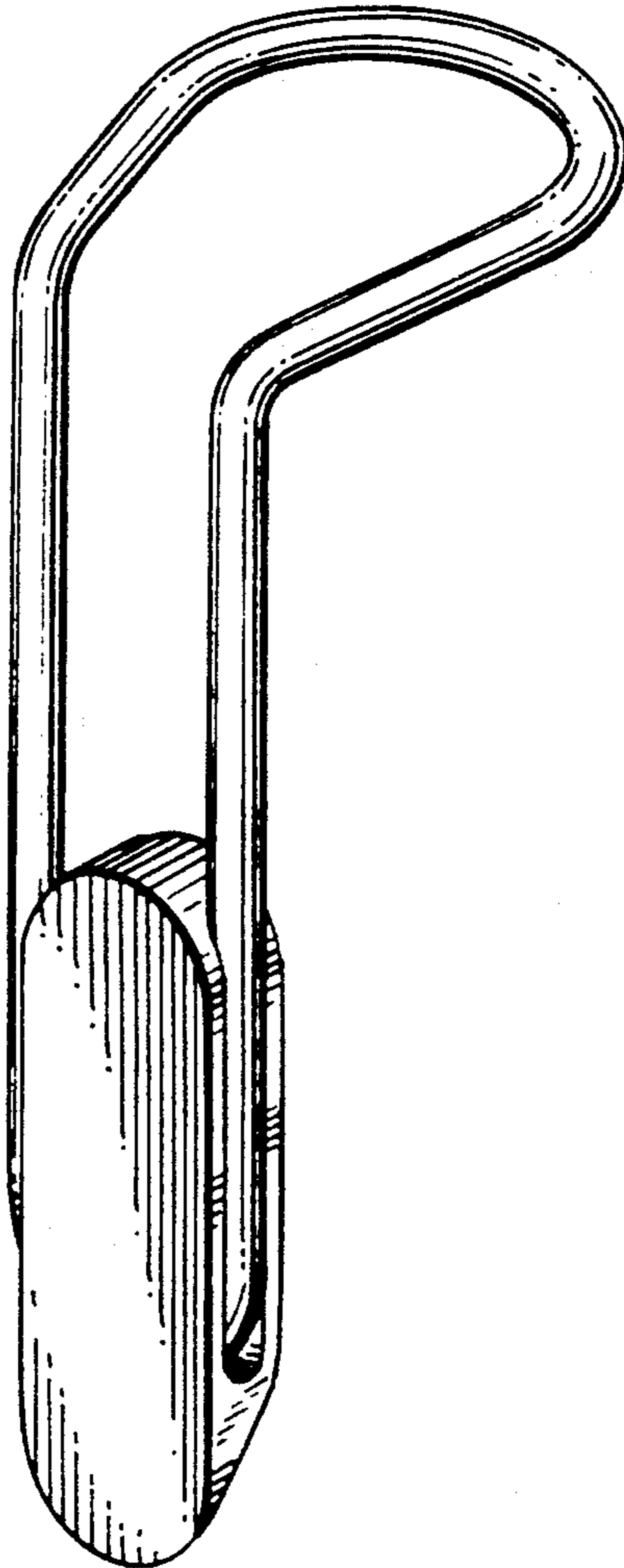
FIG. 4 is a rear elevational view of FIG. 2;

FIG. 5 is a top plan view of FIG. 2; and

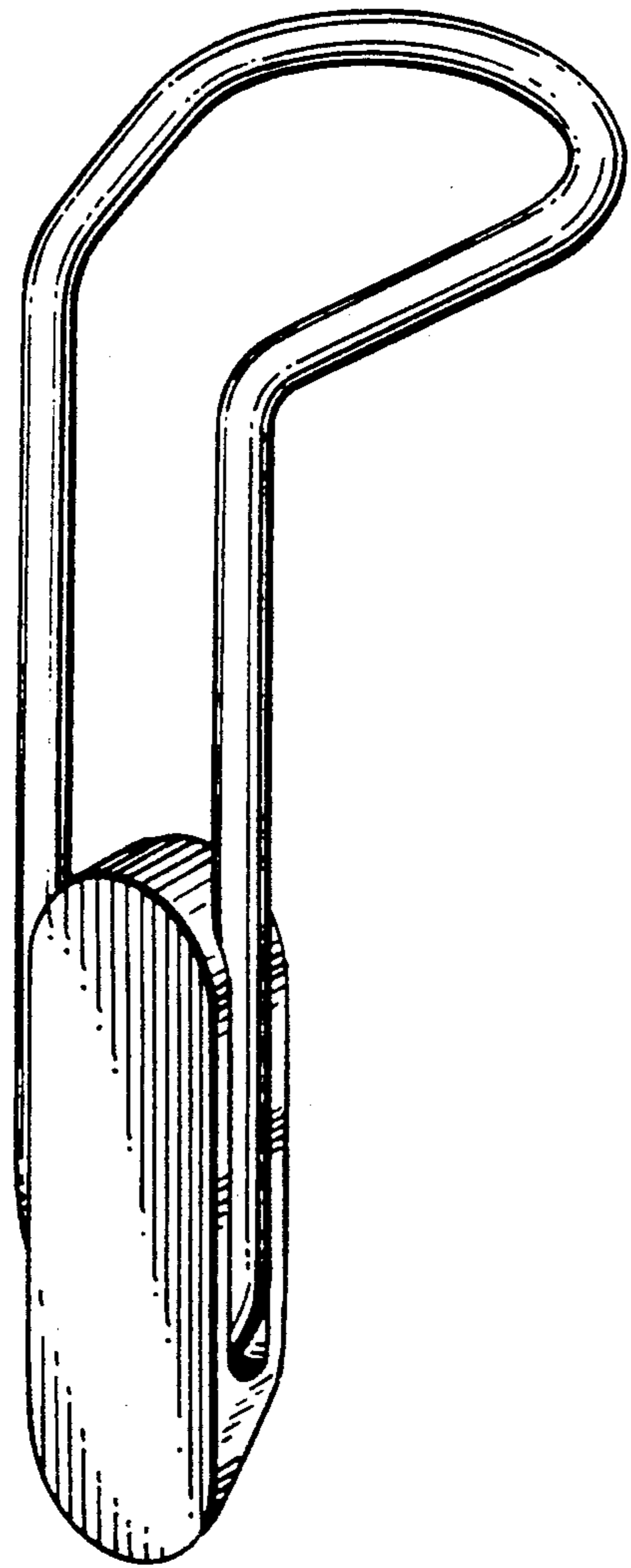

FIG. 6 is a bottom plan view of FIG. 2.

[56] **References Cited**  
**U.S. PATENT DOCUMENTS**

D. 102,930	1/1937	Silverman	.....	D19/56
D. 149,263	4/1948	Ferber	.....	D19/56
D. 235,992	7/1975	Nakata	.....	D19/56
D. 265,212	6/1982	Spiegel	.....	D19/56 X
D. 279,993	8/1985	Oka	.....	D19/56 X
854,378	5/1907	Ochoa	.....	24/11 C
909,862	1/1909	Blair	.....	24/11 C

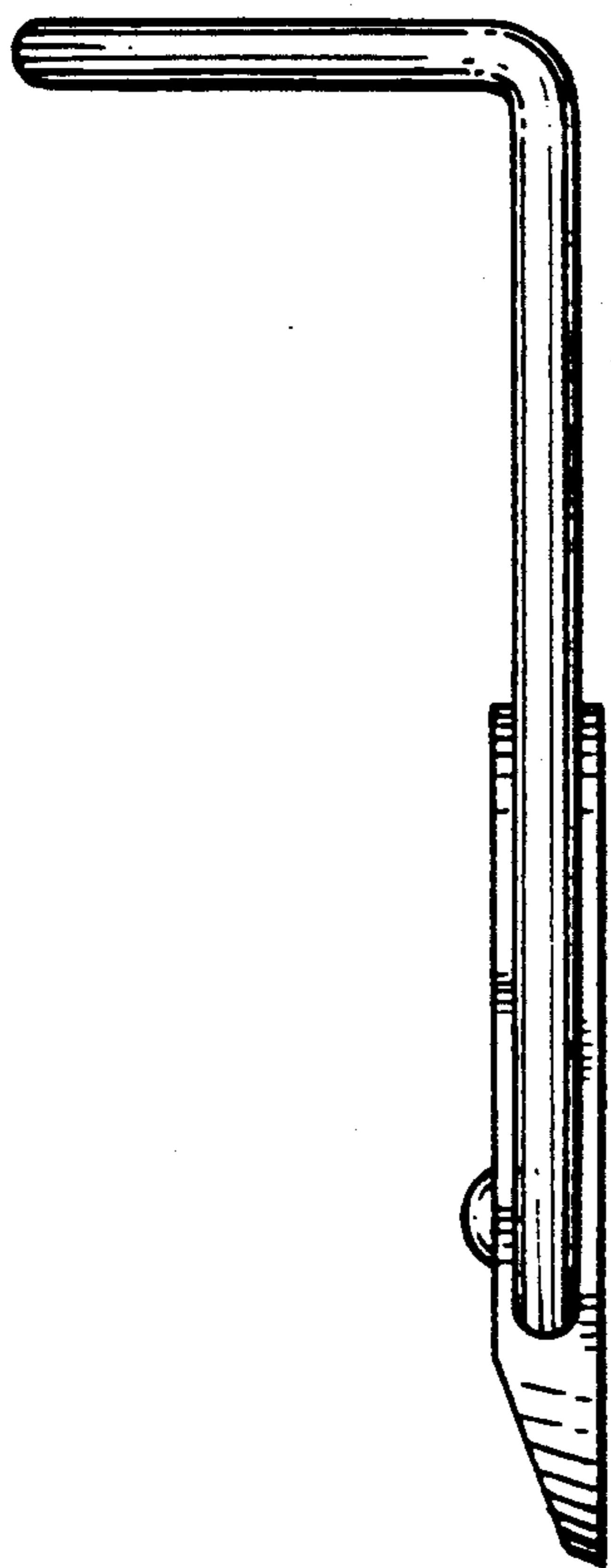


*FIG. 1*




*FIG. 2*

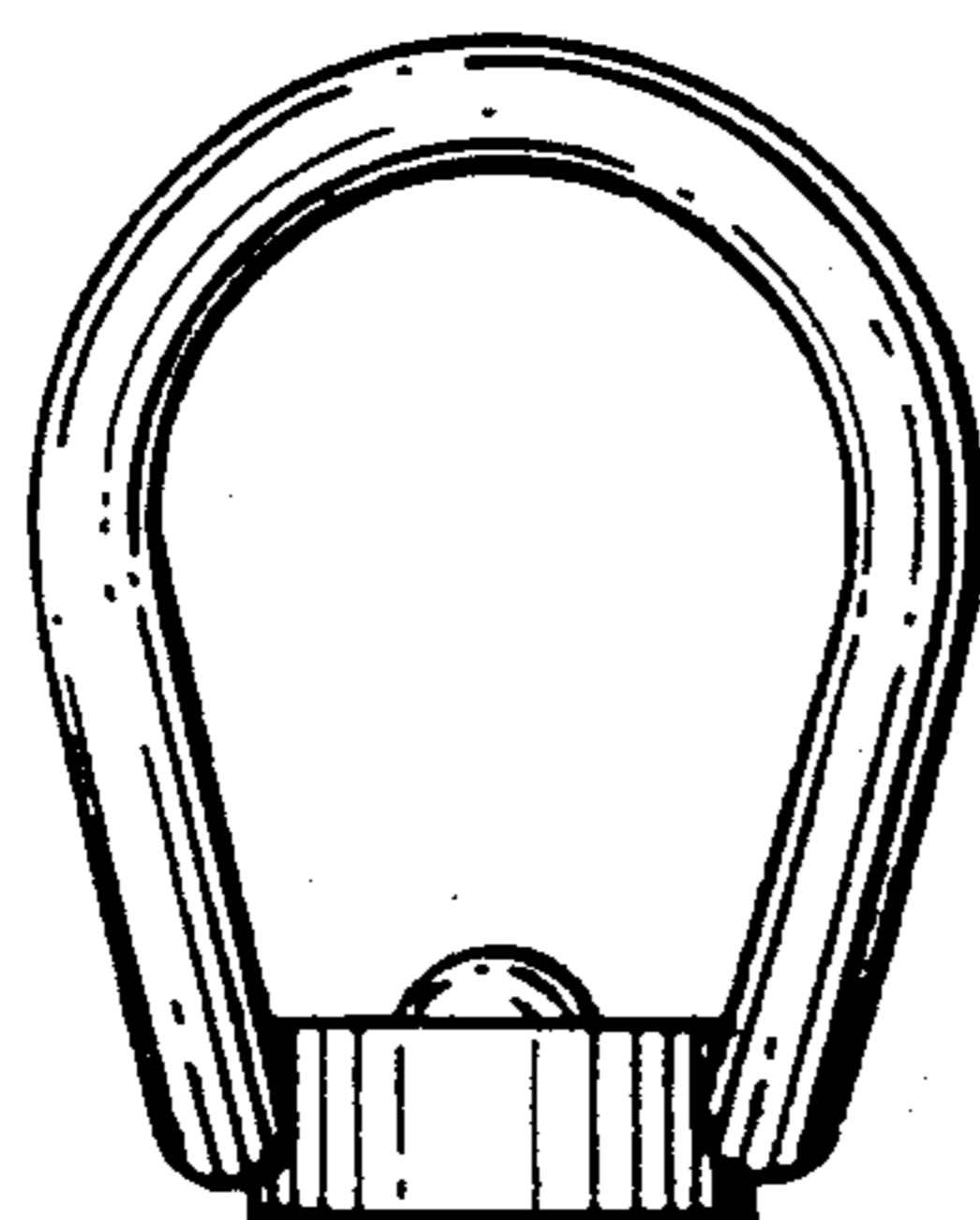
*FIG. 3*



*FIG. 4*



*FIG. 5*



*FIG. 6*

