



US00D323489S

# United States Patent [19]

[11] Patent Number: **Des. 323,489**

Harris, Jr. et al.

[45] Date of Patent: **\*\* Jan. 28, 1992**

[54] **PORTABLE TERMINAL FOR SMART CARDS**

[75] Inventors: **Kenneth D. Harris, Jr.**, New York, N.Y.; **Richard M. Joffe**, Teaneck, N.J.; **John N. McGarvey**, Drexel Hill, Pa.

[73] Assignee: **AT&T Laboratories**, Murray Hill, N.J.

[\*\*] Term: **14 Years**

[21] Appl. No.: **435,654**

[22] Filed: **Nov. 13, 1989**

[52] U.S. Cl. .... **D14/100**

[58] Field of Search ..... **D14/100, 101, 106, 115, D14/; D18/1, 7, 11, 12; 235/145 A, 145 R, 375, 379, 380, 384; 364/704, 706, 709, 707, 708, 900; 340/700, 706, 711, 712; 341/22, 23**

[56] **References Cited**

**U.S. PATENT DOCUMENTS**

D. 309,729	8/1990	Tanabe .....	D14/100
D. 313,401	1/1991	Tanabe .....	D14/100
3,956,740	5/1976	Jones et al. ....	364/900
4,090,247	5/1978	Martin .....	364/900
4,115,870	9/1978	Lowell .....	364/900
4,277,837	7/1981	Stuckert .....	364/900

4,523,297	6/1985	Ugon et al. ....	364/900
4,634,845	1/1987	Hale et al. ....	235/379 X
4,705,211	11/1987	Honda et al. ....	235/380
4,812,632	3/1989	Kakinuma et al. ....	235/379 X

**OTHER PUBLICATIONS**

NEC catalog, Aug. 12, 1985, Portable Terminal N6919.

*Primary Examiner*—Wallace R. Burke  
*Assistant Examiner*—Freda S. Nunn  
*Attorney, Agent, or Firm*—Michael A. Morra

[57] **CLAIM**

The ornamental design for a portable terminal for smart cards, as shown and described.

**DESCRIPTION**

FIG. 1 is a bottom end top right side perspective view of a portable terminal for smart cards showing our new design;  
FIG. 2 is a right side elevational view thereof;  
FIG. 3 is a left side elevational view thereof;  
FIG. 4 is a top plan view thereof;  
FIG. 5 is a bottom plan view thereof;  
FIG. 6 is a bottom end elevational view thereof; and  
FIG. 7 is a top end elevational view thereof.  
In FIGS. 1-4 the key pad is shown in broken lines for illustrative purposes only and forms no part of the claimed design.




FIG. 1

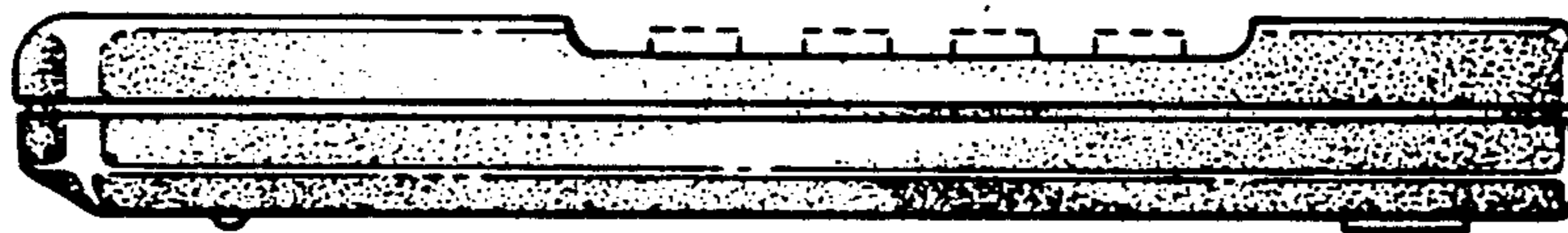
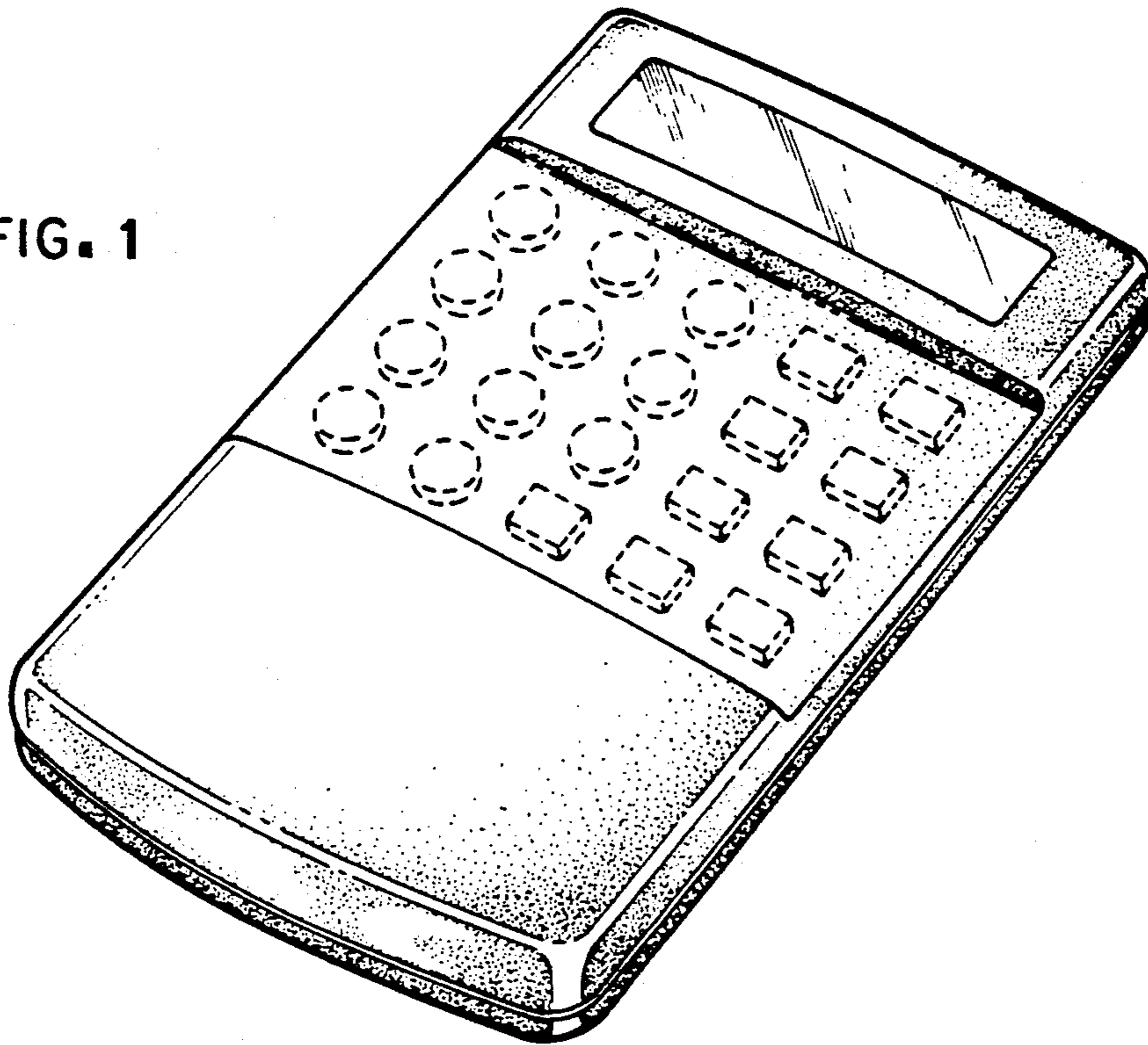
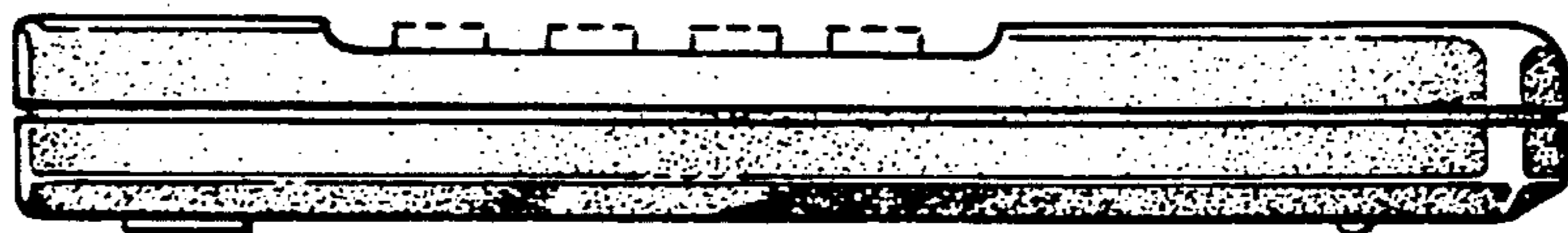


FIG. 2

FIG. 3






FIG. 4




FIG. 7



FIG. 6

FIG. 5

