



US00D323481S

# United States Patent [19]

[11] Patent Number: **Des. 323,481**

Freeman

[45] Date of Patent: **\*\* Jan. 28, 1992**

## [54] REMOVABLE SCREEN FOR A VEHICLE WINDOW

[76] Inventor: **Orlando H. Freeman, 3566 Devon St., #3, Memphis, Tenn. 38111**

[\*\*] Term: **14 Years**

[21] Appl. No.: **301,270**

[22] Filed: **Jan. 24, 1989**

[52] U.S. Cl. .... **D12/183**

[58] Field of Search ..... **D12/183; D25/53; 160/105, 106, 216, 354, 369, DIG. 2**

### [56] References Cited

#### U.S. PATENT DOCUMENTS

D. 130,498	11/1941	Boisvert .....	D25/53
2,109,160	2/1938	Yurkovich .....	D25/53
2,704,121	3/1955	Maidhof .....	D25/53
2,779,406	1/1957	Merewehter .....	D25/53
2,840,162	6/1958	Moerdyk .....	D25/53
3,679,505	7/1972	Hinderaker et al. ....	160/354
3,753,458	8/1973	Lazarek .....	D25/53
4,285,383	8/1981	Steenburgh .....	160/105
4,398,586	8/1983	Hall .....	160/105
4,399,347	8/1983	Schmitt .....	296/84
4,562,675	1/1986	Baigas, Jr. et al. ....	160/354

### OTHER PUBLICATIONS

J.C. Whitney Catalog No. 466C, copyright 1985, p. 42, Magnetic Window Screen, center of page.

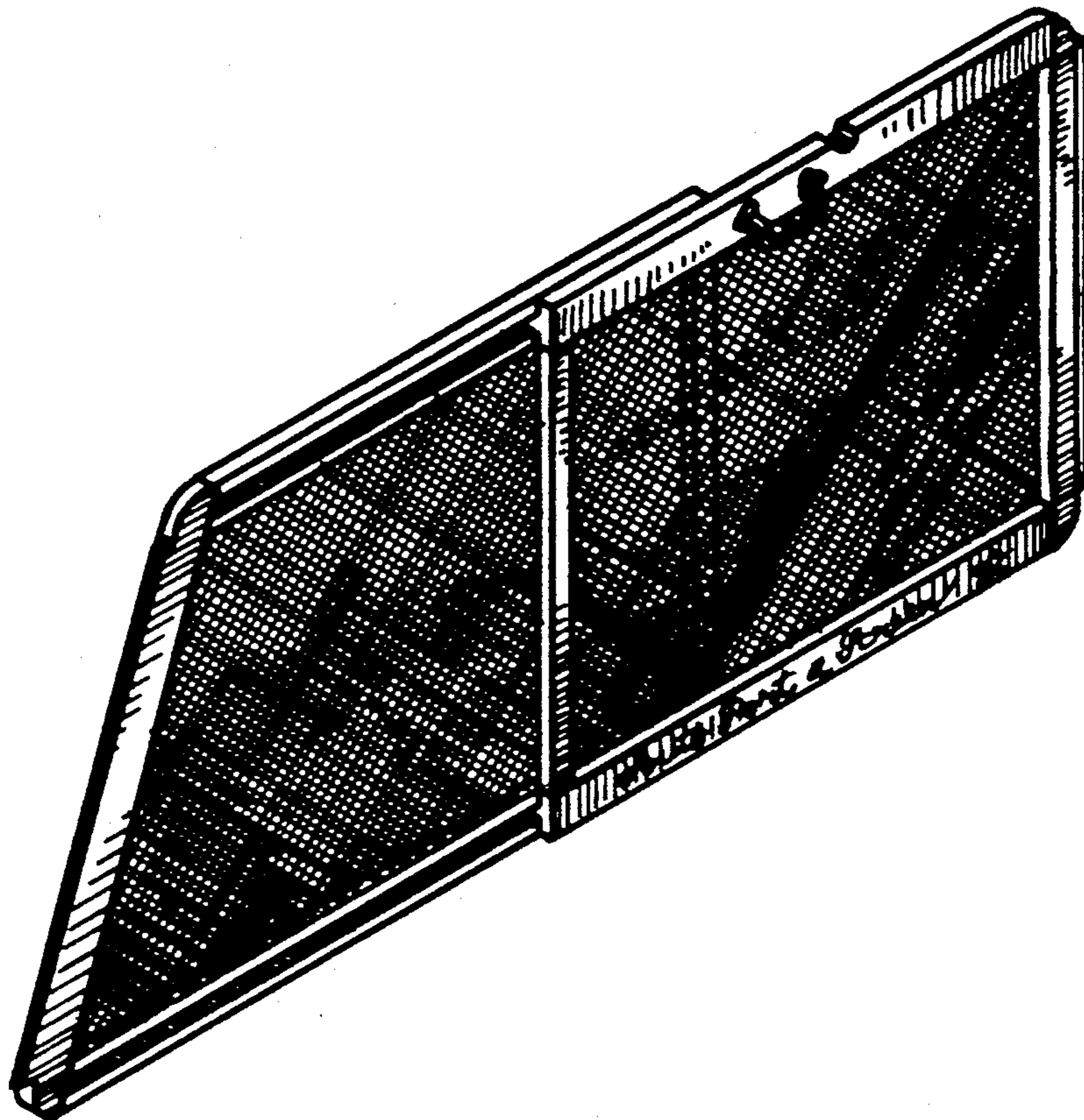
*Primary Examiner*—James M. Gandy  
*Attorney, Agent, or Firm*—Terry M. Gernstein

### [57] CLAIM

The ornamental design for a removable screen for a vehicle window, as shown and described.

### DESCRIPTION

FIG. 1 is a perspective view of a removable screen for a vehicle window showing my new design; FIG. 2 is a bottom plan view thereof; FIG. 3 is a left end elevation view thereof; FIG. 4 is a right end elevation view thereof; FIG. 5 is an elevation view of the side opposite to that shown in FIG. 1; FIG. 6 is a perspective view of a removable screen for a vehicle window showing a second embodiment of my new design; FIG. 7 is a bottom plan view of FIG. 6; FIG. 8 is a left end elevation view of FIG. 6; FIG. 9 is a right end elevation view of FIG. 6; and FIG. 10 is an elevation view of the side opposite to that shown in FIG. 6.



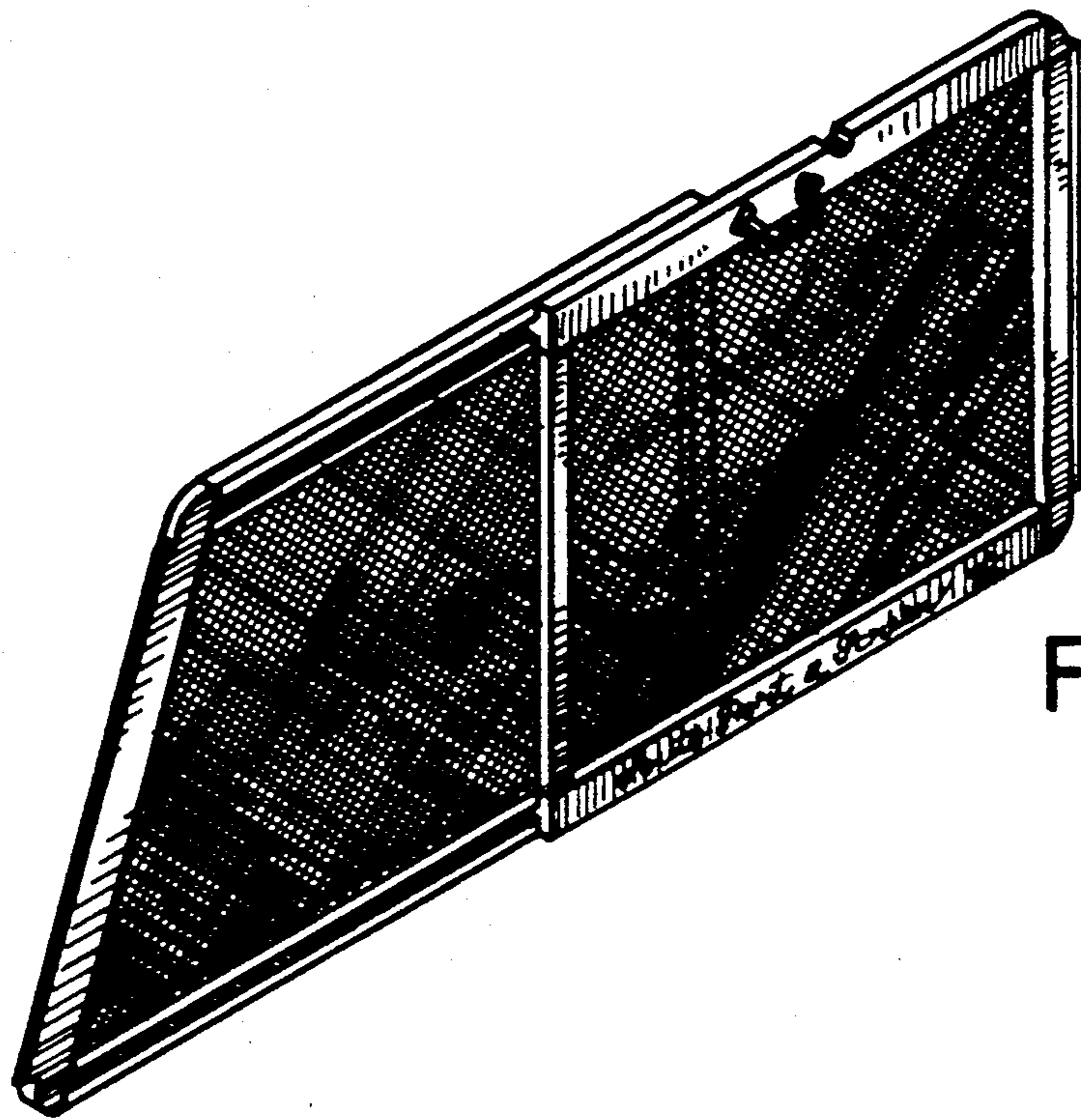


FIG. 1



FIG. 2

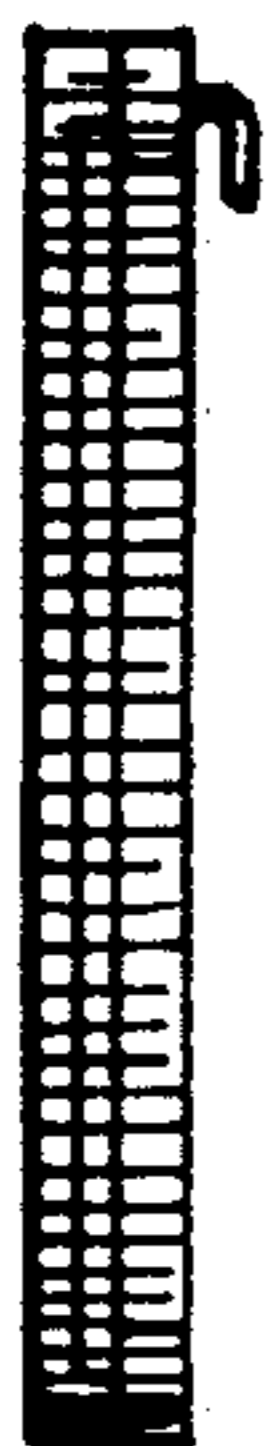


FIG. 3



FIG. 4

FIG. 6

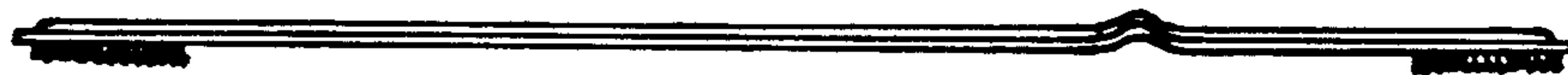
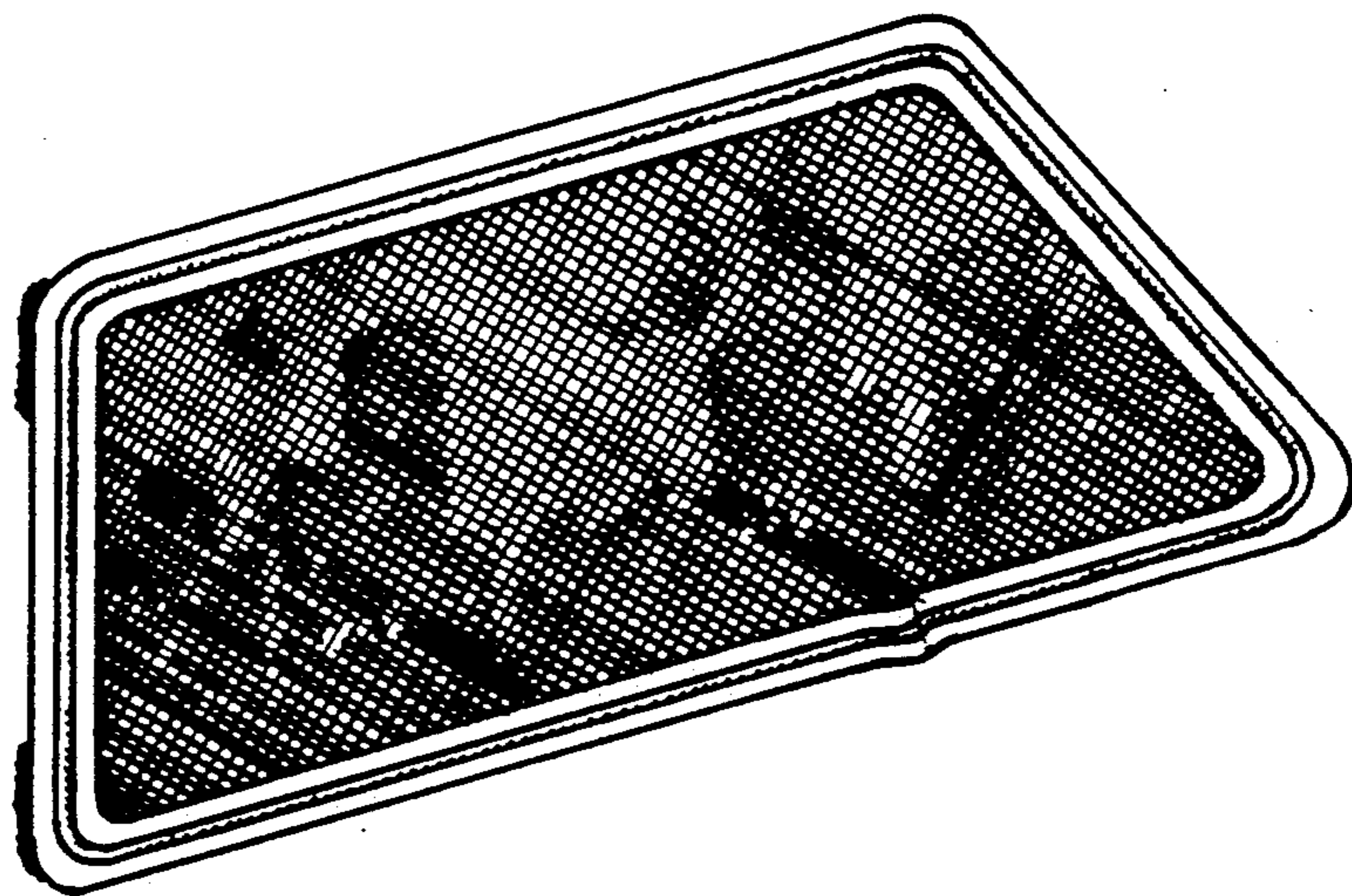


FIG. 7



FIG. 8



FIG. 9




FIG. 5




FIG. 10