



US00D323480S

United States Patent [19]
Taylor

[11] **Patent Number: Des. 323,480**

[45] **Date of Patent: ** Jan. 28, 1992**

[54] **SIDE-SILL GUARD FOR AUTOMOBILE**

[75] **Inventor: Charles Taylor, Cerritos, Calif.**

[73] **Assignee: Isuzu Motors Limited, Japan**

[**] **Term: 14 Years**

[21] **Appl. No.: 382,330**

[22] **Filed: Jul. 20, 1989**

[30] **Foreign Application Priority Data**

Jan. 31, 1989 [JP] Japan 1-2861

[52] **U.S. Cl. D12/167**

[58] **Field of Search D12/167, 190; 293/128;
296/209, 193; 280/770**

[56] **References Cited**

U.S. PATENT DOCUMENTS

D. 289,891 5/1987 Bielby D12/190

OTHER PUBLICATIONS

Motor Trend, 5/88 , p. 68, Sill Guard of Chevrolet Cavalier 224 Convertible, bottom of page.

Motor Trend, 12/88, p. 19, Sill guard of Cherokee ZJ, bottom of page.

Primary Examiner—James M. Gandy
Attorney, Agent, or Firm—Laubscher, Presta & Laubscher

[57] **CLAIM**

The ornamental design for a side-sill guard for automobile, as shown and described.

DESCRIPTION

FIG. 1 is a top, front and right side perspective view of a side-sillguard for automobile showing my new design it being understood that the broken lines are for illustrative purposes only and form no part of the claimed design;

FIG. 2 is an enlarged front elevation view thereof;

FIG. 3 is an enlarged rear elevation view thereof;

FIG. 4 is an enlarged top plan view thereof;

FIG. 5 is an enlarged bottom plan view thereof;

FIG. 6 is an enlarged left side elevation view thereof;

FIG. 7 is an enlarged right side elevation view thereof;

FIG. 8 is an enlarged sectional view thereof taken along the line 8—8 in FIG. 2;

FIG. 9 is an enlarged sectional view thereof taken along the line 9—9 in FIG. 2; and

FIG. 10 is an enlarged sectional view thereof taken along line 10—10 in FIG. 2.




FIG. 1




FIG. 2

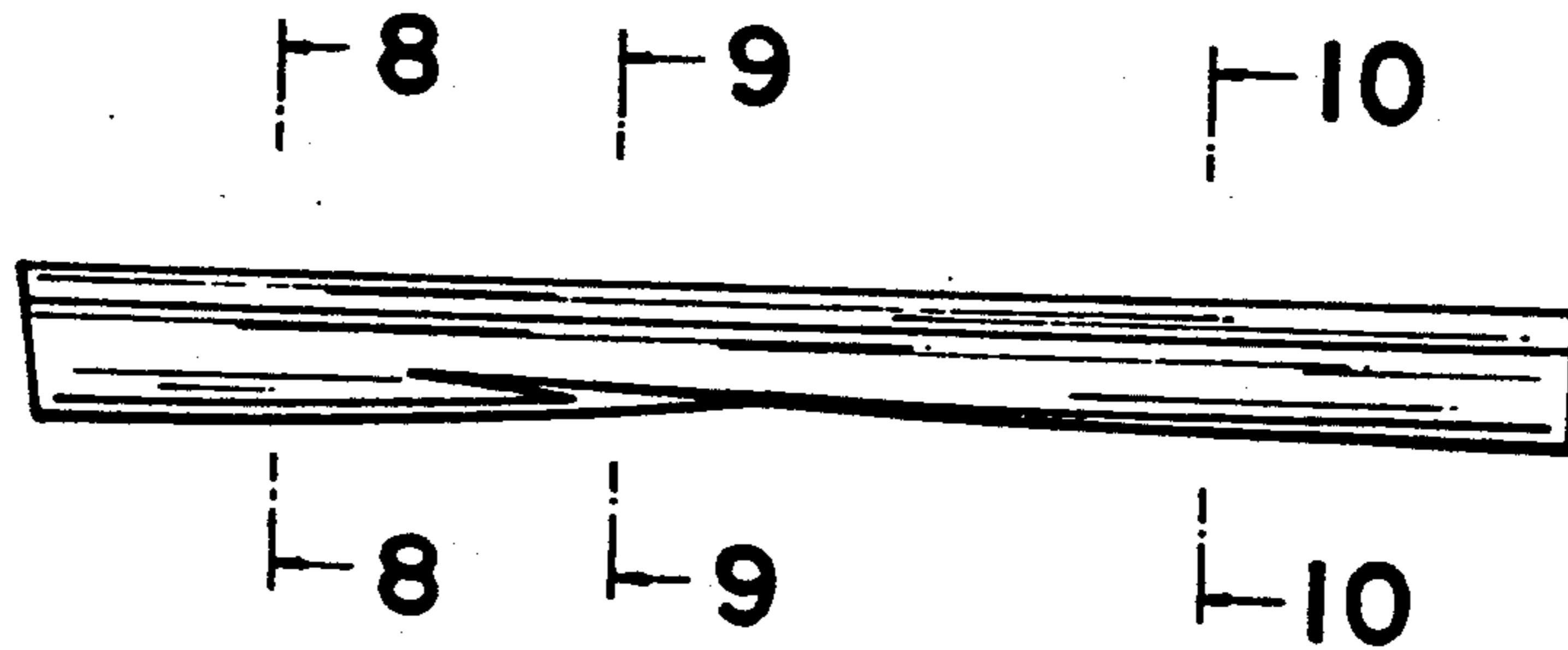


FIG. 3




FIG. 4




FIG. 5



FIG. 6



FIG. 7



FIG. 8



FIG. 9



FIG. 10

