



US00D323464S

United States Patent [19]

[11] Patent Number: **Des. 323,464**

Yamada et al.

[45] Date of Patent: **** Jan. 28, 1992**

[54] **CLOCK**

[75] Inventors: **Hiroshi Yamada; Keiko Nomura; Mariko Minami**, all of Tokyo, Japan

[73] Assignee: **Seikosha Co., Ltd.**, Japan

[**] Term: **14 Years**

[21] Appl. No.: **412,866**

[22] Filed: **Sep. 26, 1989**

[52] U.S. Cl. **D10/21; D10/8**

[58] Field of Search **D10/1-40, D10/122-132; 368/223, 228, 232, 276-277, 280-282, 285**

[56] **References Cited**

U.S. PATENT DOCUMENTS

- D. 165,305 11/1951 Schisgall D10/8
- D. 169,659 5/1953 Gottlieb D10/7 X
- D. 252,134 6/1979 Cook D10/21
- 4,941,137 7/1990 Kikuchi 368/228 X

OTHER PUBLICATIONS

Home Furn. Daily—10/8/84—p. 189—clock at top-left.
Best Catalog—9/83—p. 313—clock #7 near center.

Primary Examiner—Nelson C. Holtje
Attorney, Agent, or Firm—Bruce L. Adams; Van C. Wilks.

[57] **CLAIM**

The ornamental design for a clock, as shown and described.

DESCRIPTION

FIG. 1 is a front elevational view of a clock showing our new design with the outer casing in a closed position;

FIG. 2 is a rear elevational view thereof;

FIG. 3 is a top plan view thereof;


FIG. 4 is a bottom plan view thereof;

FIG. 5 is a left side elevational view thereof;

FIG. 6 is a right side elevational view thereof;

FIG. 7 is a front and top-right perspective view thereof; and

FIG. 8 is a front and top-right perspective view thereof with the outer casing in an open position.






FIG. 1

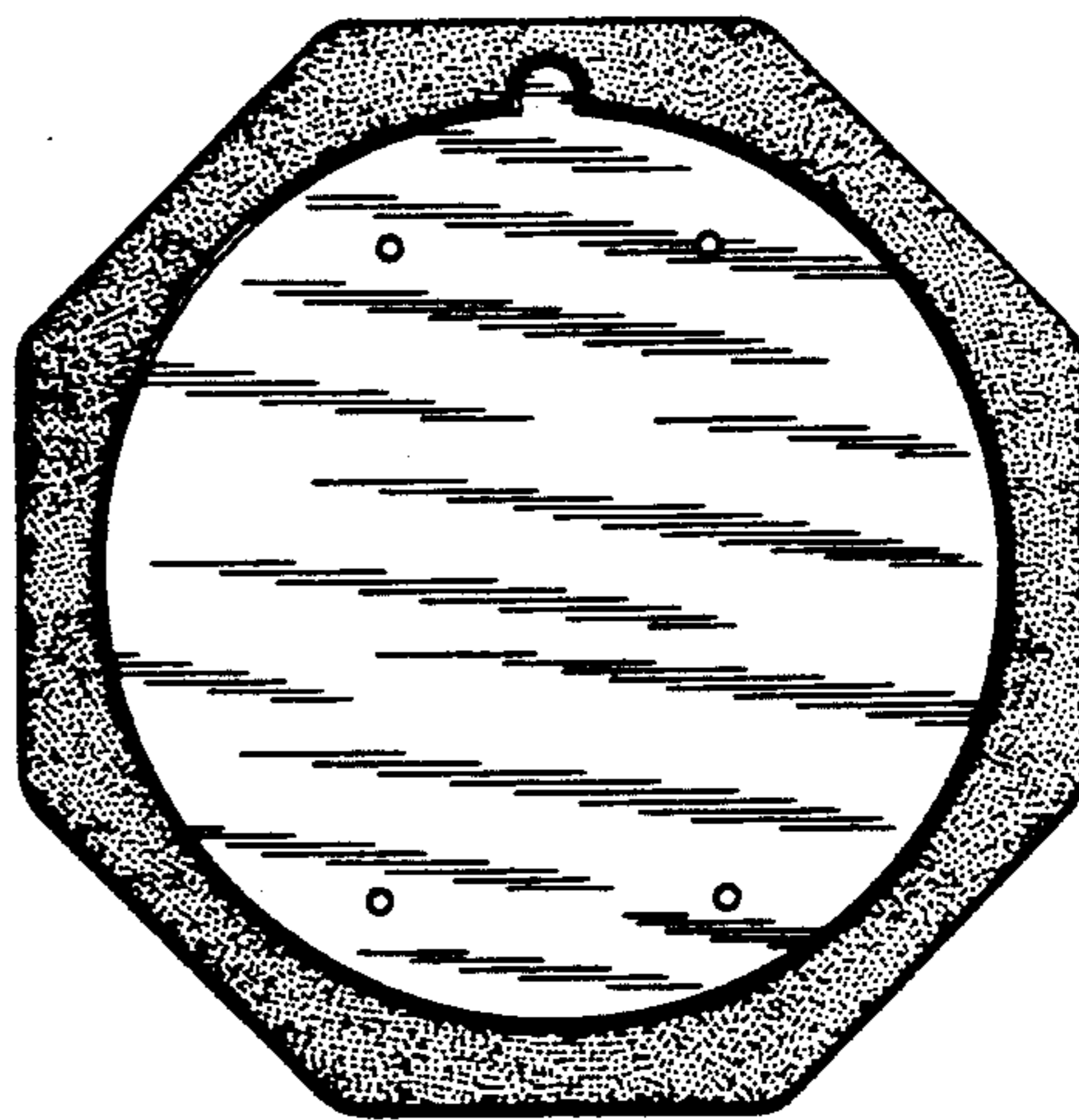


FIG. 2



FIG. 3



FIG. 4



FIG. 5




FIG. 6




FIG. 7




FIG. 8