



US00D323452S

United States Patent [19]

[11] Patent Number: **Des. 323,452**

Stumpf et al.

[45] Date of Patent: **** Jan. 28, 1992**

[54] DRESS COVER FOR SHELVING STANDARD

[75] Inventors: **William E. Stumpf**, Minneapolis;
Casey L. Carlson, Edina, both of
Minn.

[73] Assignee: **Knape & Vogt Manufacturing
Company**, Grand Rapids, Mich.

[**] Term: **14 Years**

[21] Appl. No.: **380,630**

[22] Filed: **Jul. 14, 1989**

[52] U.S. Cl. **D8/381**

[58] Field of Search **D6/574, 567; 248/243,
248/248; 211/147, 26; 52/309, 585**

[56] **References Cited**

U.S. PATENT DOCUMENTS

D. 4,077	5/1870	Judd	D6/574
D. 37,567	9/1905	Stocker	D6/574
D. 201,023	5/1965	Sonneveldt et al.	D6/574
D. 276,779	12/1984	Gomez	D6/567
D. 310,147	8/1990	Aaron	D6/567
3,896,718	7/1975	Giamhalvo	D6/574
4,796,845	1/1989	Regel	248/243

OTHER PUBLICATIONS

Knape & Vogt sales sheet "Solid Oak Colonade System", was undated.

Knape & Vogt Mfg. Co.; Installation Guide; CL1280/689 ©1989; patents pending.

Primary Examiner—Horace B. Fay, Jr.

Attorney, Agent, or Firm—Price, Heneveld, Cooper,
DeWitt & Litton

[57] **CLAIM**

The ornamental design for the dress cover for shelving standard, as shown and described.

DESCRIPTION


FIG. 1 is a front elevational view of a dress cover for shelving standard showing our new design;

FIG. 2 is a right side elevational view thereof, the opposite side elevational view being a mirror image;

FIG. 3 is a rear elevational view thereof; and

FIG. 4 is a top plan view thereof, the bottom plan view being a mirror image.

The left side view is a mirror image of the side view in FIG. 2. The bottom view is identical to the top image in FIG. 4.



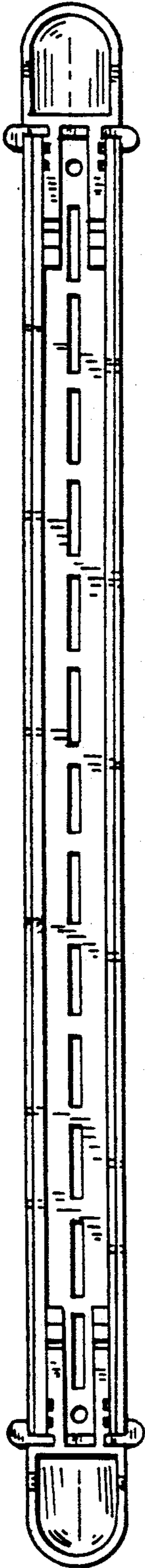


FIG. 3




FIG. 2

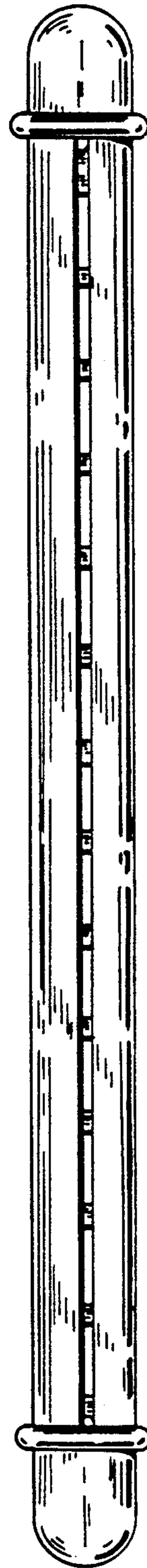


FIG. 1



FIG. 4