



US00D323420S

United States Patent [19]

[11] Patent Number: **Des. 323,420**

Rogers

[45] Date of Patent: **** Jan. 28, 1992**

[54] **EYESTAY ELEMENT SET FOR A SHOE**

[75] Inventor: **Bruce E. Rogers, Portland, Oreg.**

[73] Assignees: **Nike, Inc.; Nike International Ltd., both of Beaverton, Oreg.**

[**] Term: **14 Years**

[21] Appl. No.: **538,502**

[22] Filed: **Jun. 15, 1990**

[52] U.S. Cl. **D2/314**

[58] Field of Search **D2/264, 265, 308-314, D2/316; D11/208; 36/1.5, 45, 102-106, 50, 112-116, 132, 136**

[56] **References Cited**

U.S. PATENT DOCUMENTS

D. 307,508 5/1990 Miller et al. D2/314
2,473,099 6/1949 Hatch 36/1.5

OTHER PUBLICATIONS

Spring 1990 Nike Catalog, pp. 22, 26, 56, 58, 60, (published 6/1989).

Fall 1989 Nike Catalog, pp. 40, 54, 56, (published 1/1989).

Spring 1989 Nike Catalog, p. 50, (published 6/1988).

Fall 1988 Nike Catalog, p. 46, (published 1/1988).

Primary Examiner—Louis S. Zarfaz

Attorney, Agent, or Firm—Banner, Birch, McKie & Beckett

[57] **CLAIM**

The ornamental design for an eyestay element set for a shoe, as shown and described.

DESCRIPTION

FIG. 1 is a left side elevational view of an eyestay element set of a shoe showing my new design;


FIG. 2 is a right side elevational view;

FIG. 3 is a sectional view taken on line 3—3 of FIG. 2;

FIG. 4 is a front elevational view; and

FIG. 5 is a top plan view.

The broken line showing of a shoe is for illustrative purposes only and forms no part of the claimed design.



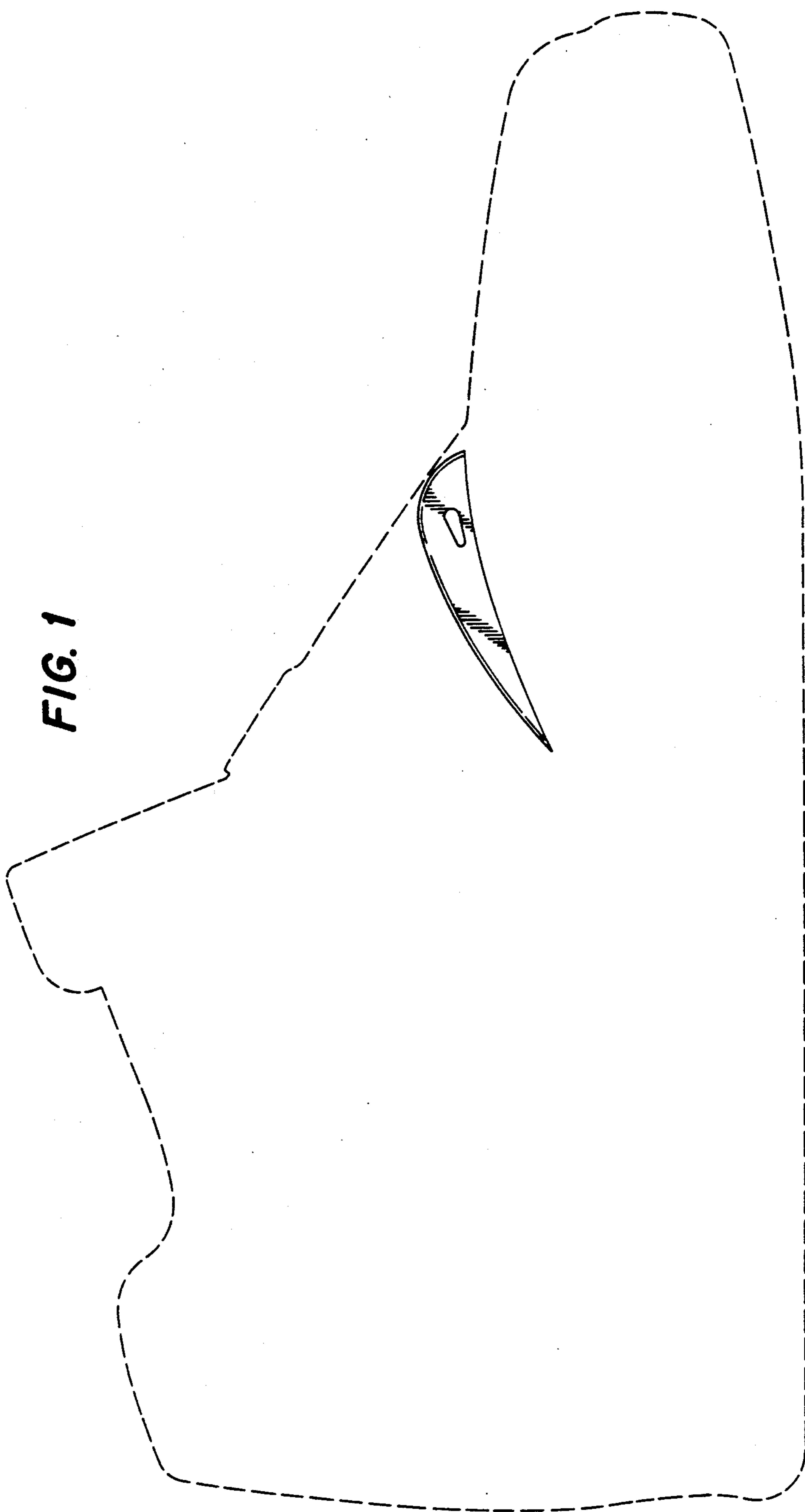


FIG. 1




FIG. 2

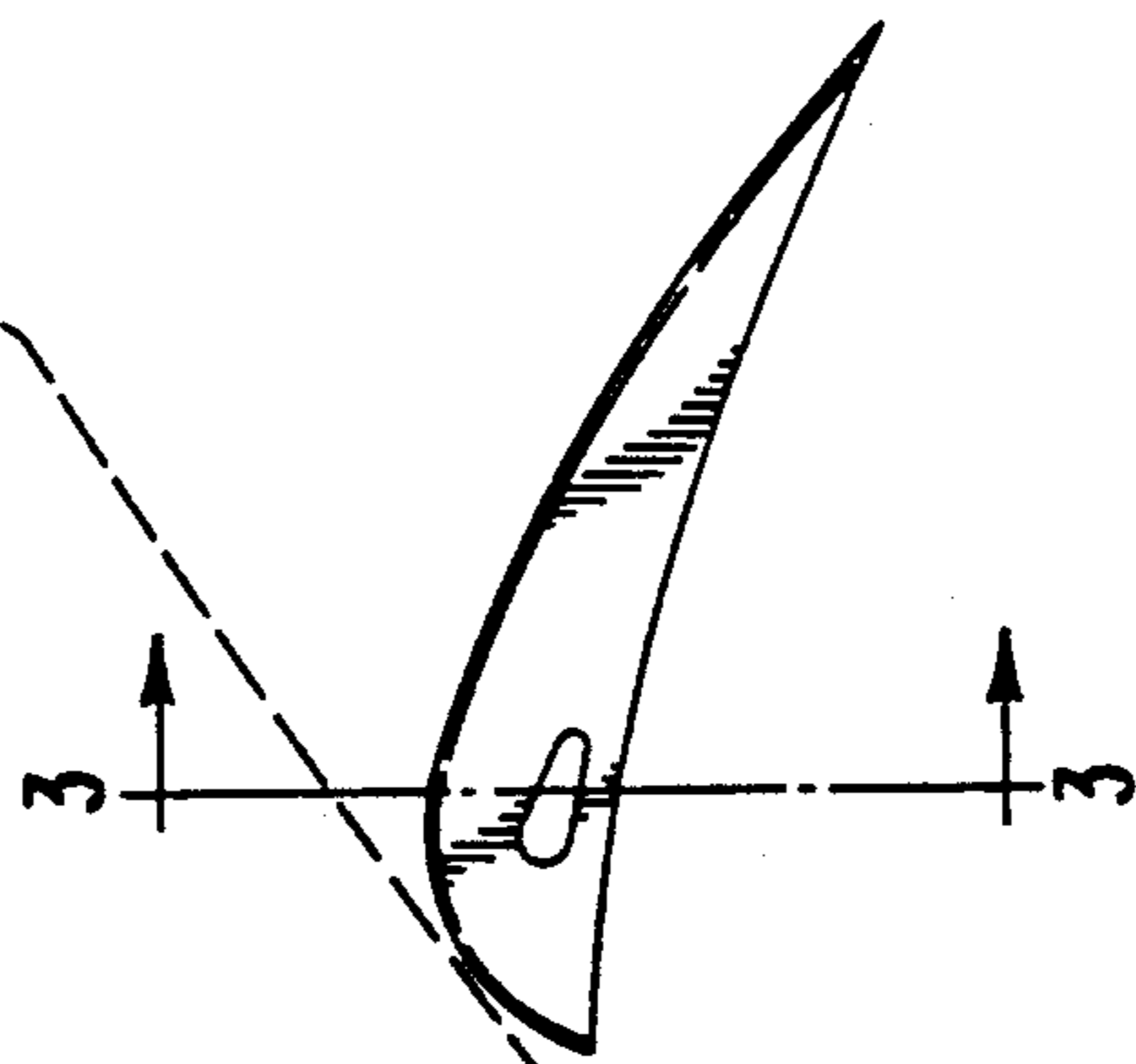


FIG. 3



FIG. 4

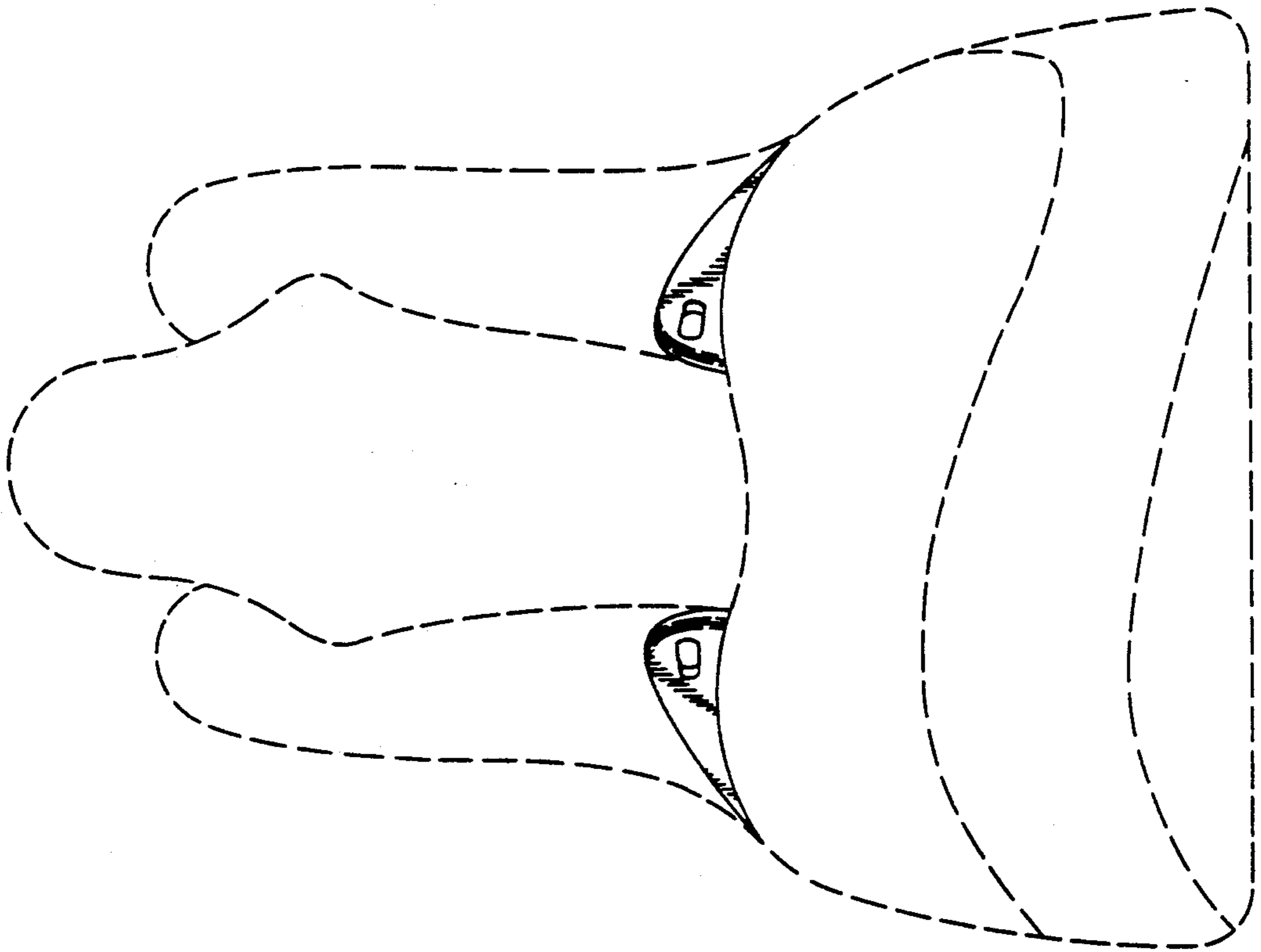


FIG. 5

