



US00D323406S

# United States Patent [19]

[11] Patent Number: **Des. 323,406**

Fisher

[45] Date of Patent: **\*\* Jan. 21, 1992**

[54] **OUTDOOR LIGHT**

D. 277,511	2/1985	Patel .....	D26/68
1,772,934	8/1930	Fish .....	362/413 X
3,263,069	7/1966	Krucki et al. ....	362/431

[75] Inventor: **Francis B. Fisher, Newark, Ohio**

[73] Assignee: **Maidware Products, Inc., Hebron, Ohio**

*Primary Examiner*—Susan J. Lucas  
*Attorney, Agent, or Firm*—Francis T. Kremblas, Jr.

[\*\*] Term: **14 Years**

[57] **CLAIM**

[21] Appl. No.: **308,692**

The ornamental design for the outdoor light, as shown and described.

[22] Filed: **Feb. 8, 1989**

[52] U.S. Cl. .... **D26/68**

[58] Field of Search ..... **D26/67-71;**  
**362/147, 157, 183, 431, 362, 363, 410, 267, 413**

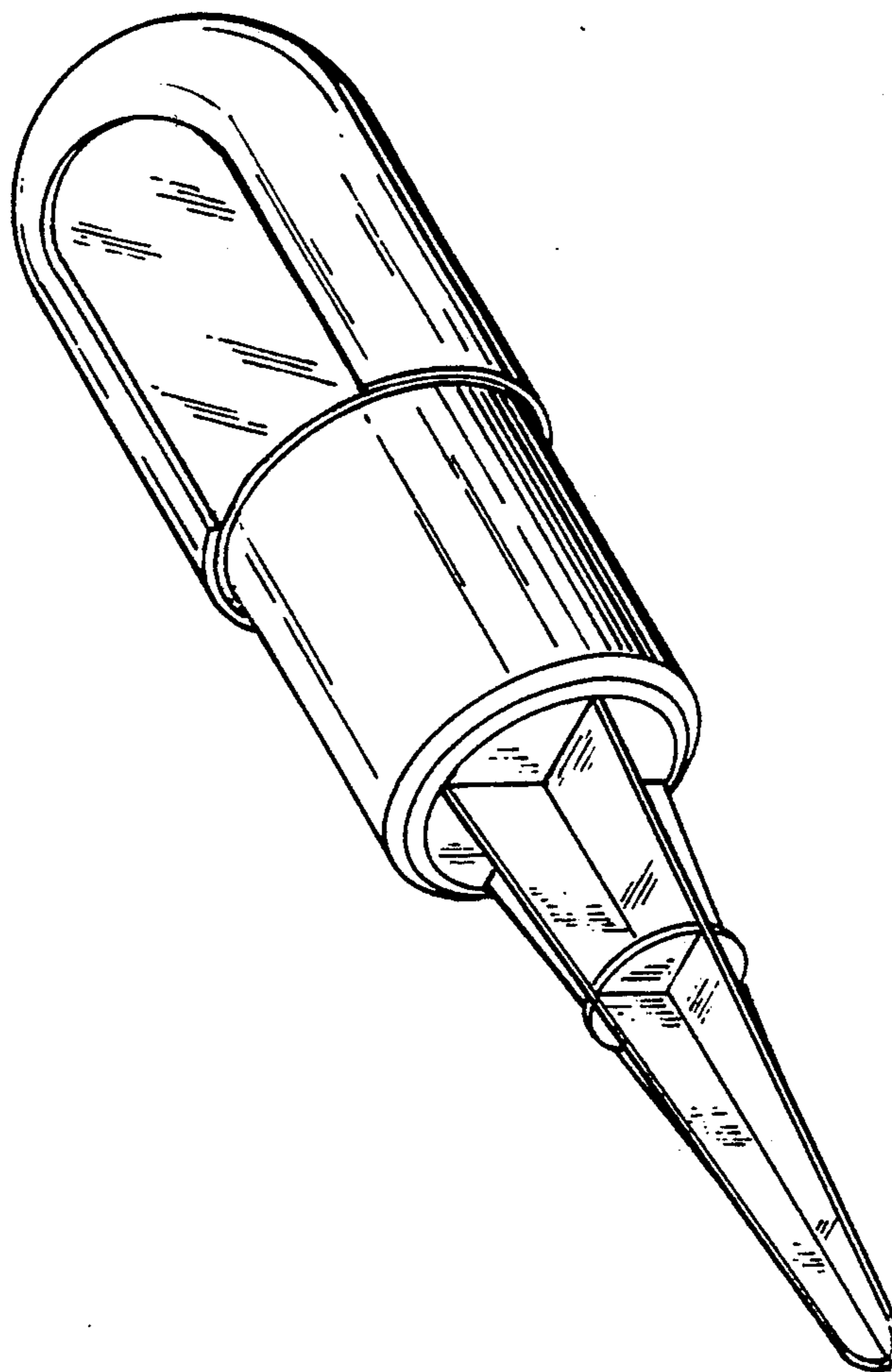
**DESCRIPTION**

[56] **References Cited**

**U.S. PATENT DOCUMENTS**

D. 158,889	6/1950	Morrison .....	D26/68
D. 211,278	6/1968	Bobrick .....	D26/68
D. 235,678	7/1975	Goldberg .....	D26/68

FIG. 1 is a fragmentary front perspective view of an outdoor light showing my new design; FIG. 2 is a fragmentary rear elevational view thereof; FIG. 3 is a fragmentary side elevational view thereof, the opposite side being a mirror image; and FIG. 4 is a bottom, front perspective view thereof. The stake is fragmentarily shown in FIGS. 1, 2, and 3 for convenience of illustration.



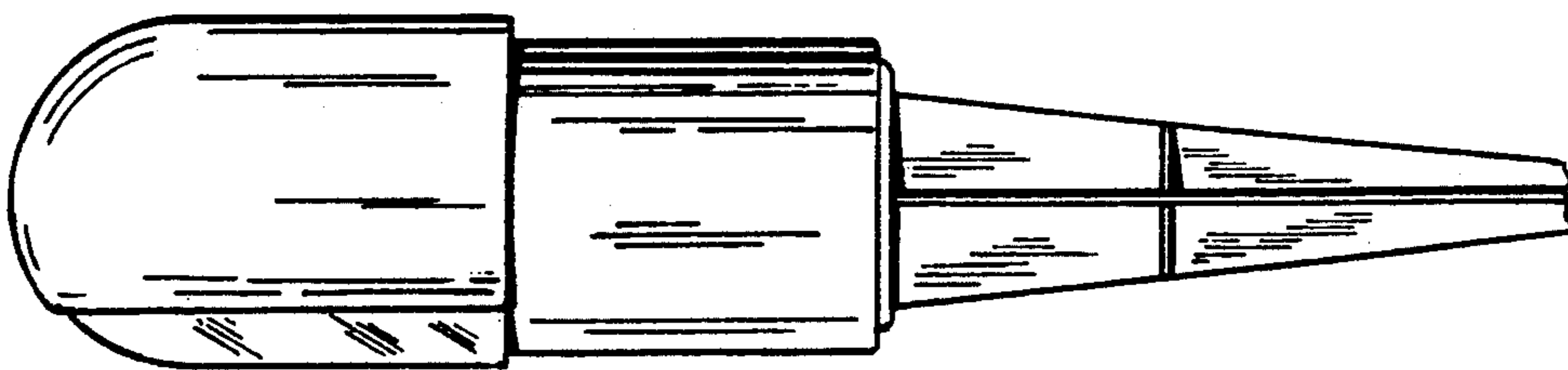


FIG. 3

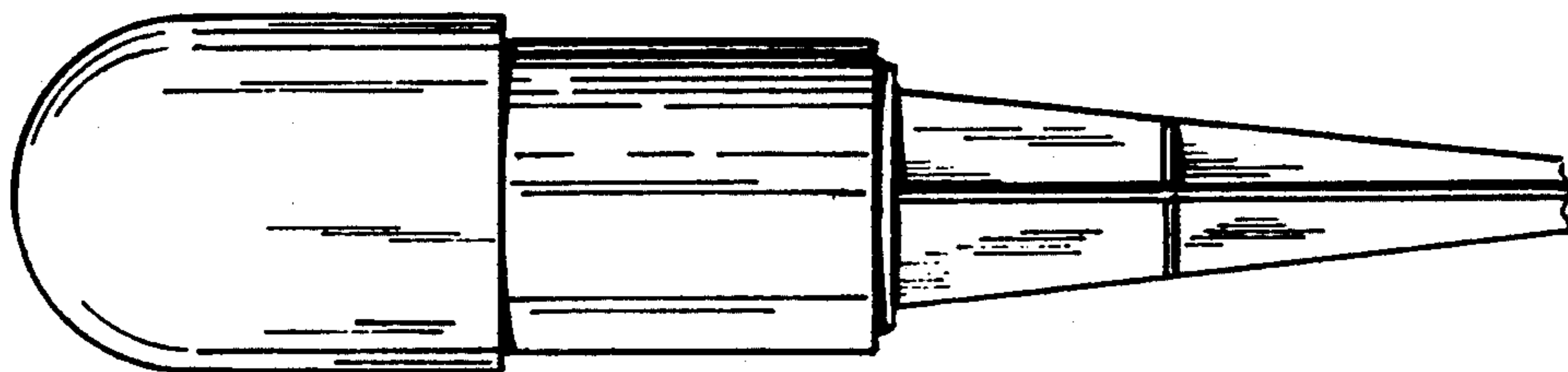


FIG. 2




FIG. 1

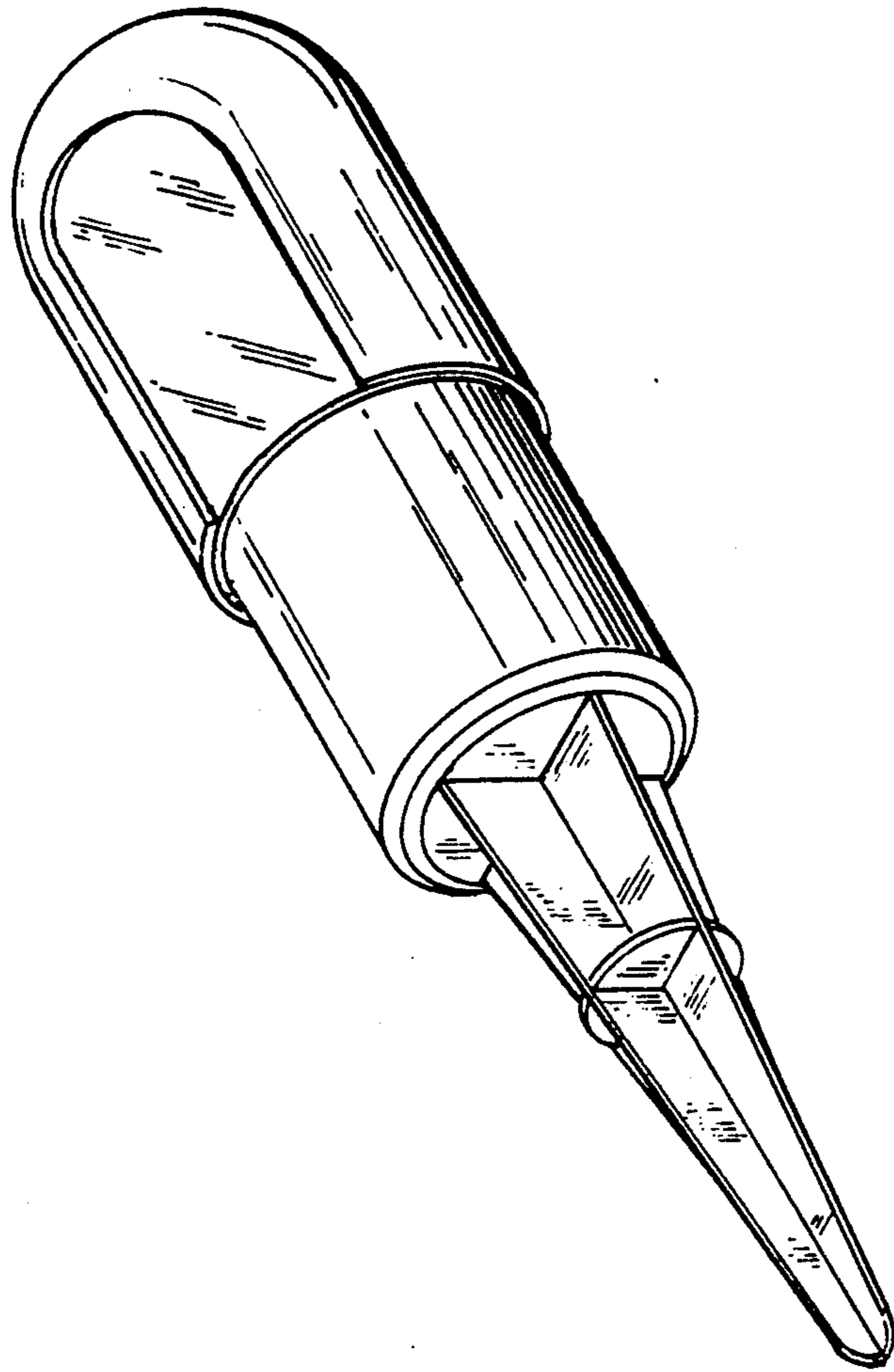


FIG. 4